

**RAW MATERIALS**

Iron Ore	Pg 1
Pellet	Pg 1
Scrap	Pg 1
Coal	Pg 2

**SEMI FINISHED STEEL**

Sponge Iron	Pg 3
Pig Iron	Pg 3
Billet	Pg 3

**FINISHED STEEL**

Rebars	Pg 4
Flat Steel	Pg 4

**FERRO-ALLOYS**

Silico- Manganese	Pg 4
-------------------	------

**CURRENCY  
STATISTICS**

	Pg 5
	Pg 5



# INDIAN STEEL MARKET SCAN



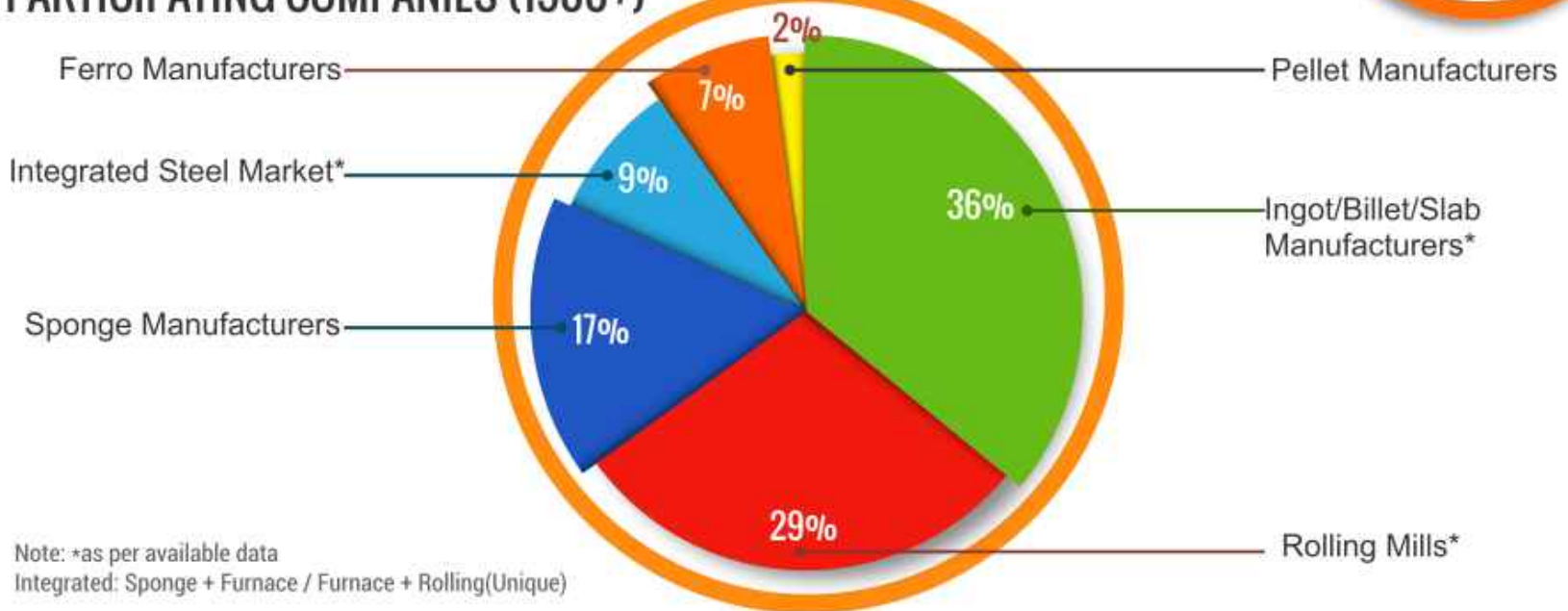
# INTERNATIONAL EXHIBITION & TRADE FAIR ON STEEL, MINING, POWER & COAL

• RAIPUR • KOLKATA • HYDERABAD •

12<sup>TH</sup> MAY | 25<sup>TH</sup> MAY | 10<sup>TH</sup> JUNE

Early Bird  
Ends  
23<sup>rd</sup> April 2016

## PARTICIPATING COMPANIES (1500+)



AARTI SPONGE AND POWER | AARTI STEELS | AC STEELS | ACTION ISPAT AND POWER | ADHUNIK METALIKS  
 AGARWAL SPONGE AND ENERGY | AIC IRON INDUSTRIES | AMODA IRON AND STEEL | ARDENT STEEL | ATIBIR INDUSTRIES  
 ARYA IRON AND STEEL COMPANY | ARYAN ISPAT AND POWER | BALASORE ALLOYS | BALMUKUND SPONGE AND IRON  
 BHUSHAN POWER AND STEEL | BIHAR FOUNDRY AND CASTINGS | BIHAR SPONGE IRON | BINJUSARIA SPONGE AND POWER  
 BRAHMAPUTRA METALLICS | CONCAST GROUP | ELECTRO STEEL CASTINGS | ESSAR STEEL INDIA | FACOR ALLOYS  
 GANESH SPONGE | GODAWARI POWER AND ISPAT | GR SPONGE AND POWER | GSN FERRO ALLOYS | JAI RAJ ISPAT  
 HARIOM INGOTS AND POWER | IMFAJAI BALAJI INDUSTRIES | JAI MANGLA SPONGE IRON | JAIDEEP ISPAT AND ALLOYS  
 JAYASWAL NECO INDUSTRIES | JEEVAKA INDUSTRIES | JHARKHAND ISPAT | JINDAL STEEL AND POWER | JSW STEEL  
 KESAR ISPAT | MAAN STEEL AND POWER | MAHAMAYA STEEL INDUSTRIES | MAITHAN ISPAT | MAITHAN SMELTERS  
 MARK STEELS | MEGHALAYA STEELS | MGM STEELS | MITTAL CORPORATION | MODERN INDIA CONCAST  
 MONNET ISPAT AND ENERGY | MS AGARWAL FOUNDRIES | MSP SPONGE IRON | MSP STEEL AND POWER | RASHMI METALIKS  
 NALWA STEEL AND POWER | NEELACHAL ISPAT NIGAM | ORISSA SPONGE IRON AND STEEL | RAMGARH SPONGE IRON  
 REAL ISPAT AND POWER | RELIABLE SPONGE | ROHIT FERRO TECH | SARDA ENERGY AND MINERALS | SEIL | SK SARAWAGI  
 SREE METALIKS | SUPER SMELTERS | TATA STEEL | TOPWORTH STEELS | USHA MARTIN | VANDANA GLOBAL  
 and many others...

SPONSORSHIP & ADVERTISING OPPORTUNITIES AVAILABLE

For more information, contact Amit Hablani on + 91 7024149333 | amit.hablani@steelmint.com | events.steelmintgroup.com

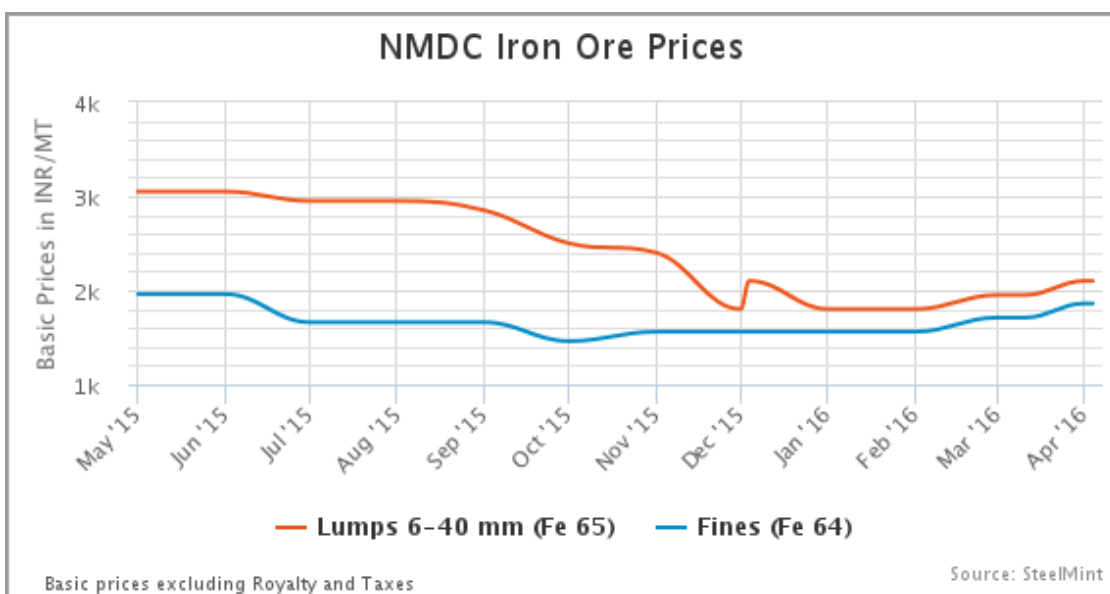


What happened

- Monthly average spot iron ore fines (Fe 62%) prices moved up by USD 4/MT from USD 55.4/MT, CFR China in Mar'16 to USD 59.5/MT, CFR China in Apr'16.

What may happen

- Prices may remain within USD 59-60/MT in May'16 due to frequent fluctuation in spot steel prices amid improved steel demand in China.

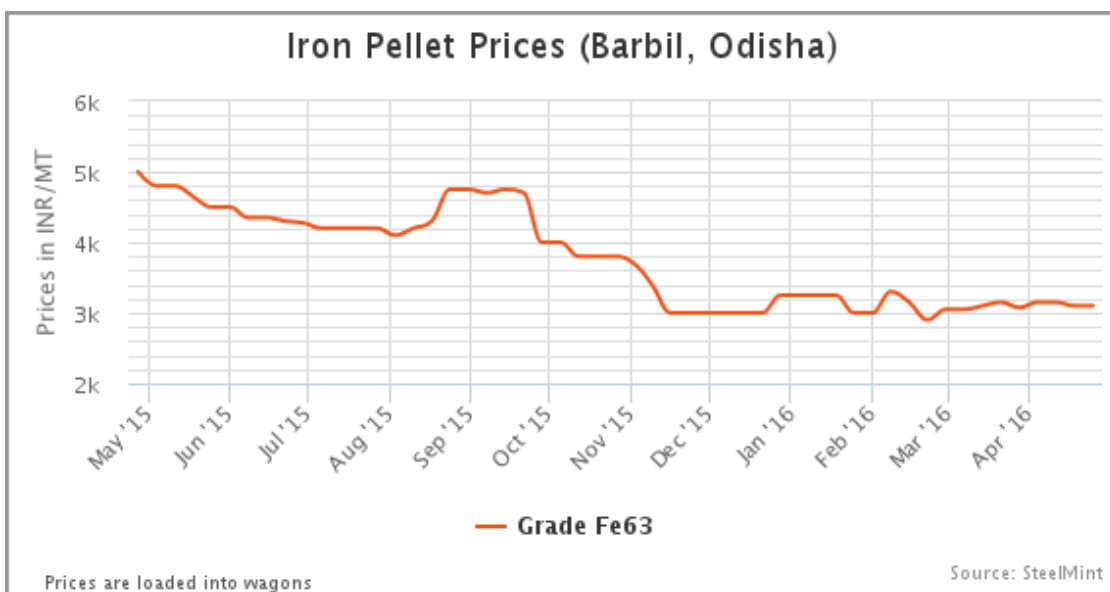


What happened

- NMDC reduced iron ore prices by INR 90-220/MT for May16.
- In Apr16, Odisha HC allowed JSPL to lift its iron ore stock, lying at Sarda Mines but it is yet to receive transit permit for the same.

What may happen

- Odisha iron ore fines prices may come under pressure in the near term.

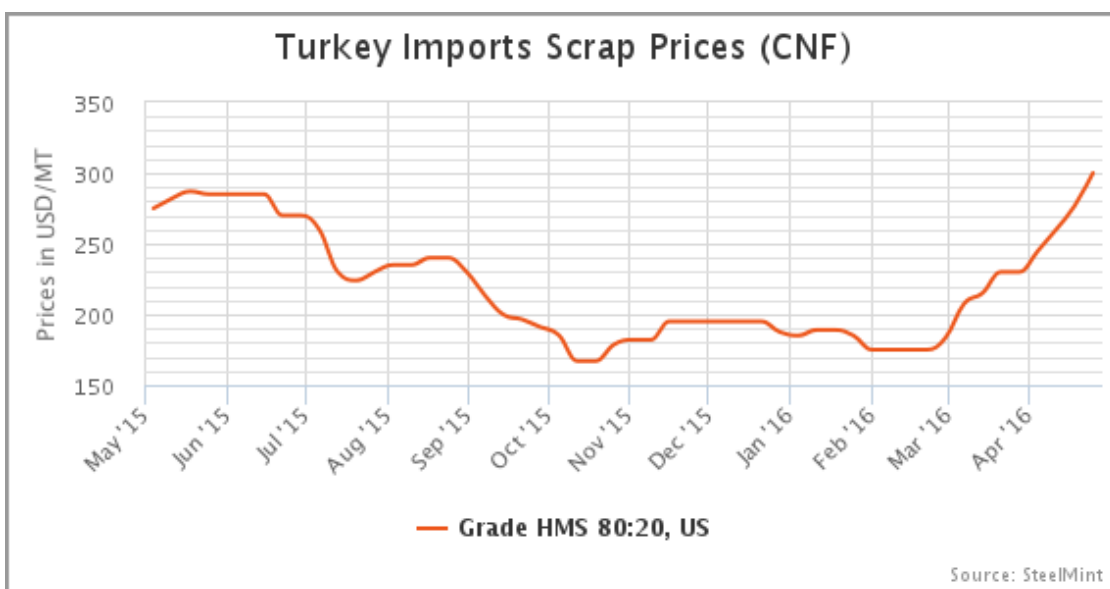


What happened

- Barbil pellet prices increased in April starting and remained stable for the rest month.
- East Indian pellet makers were more attractive for export over better realizations and low domestic demand.

What may happen

- Pellet export from India may gear up over rising pellet premium and increasing prices in global market.

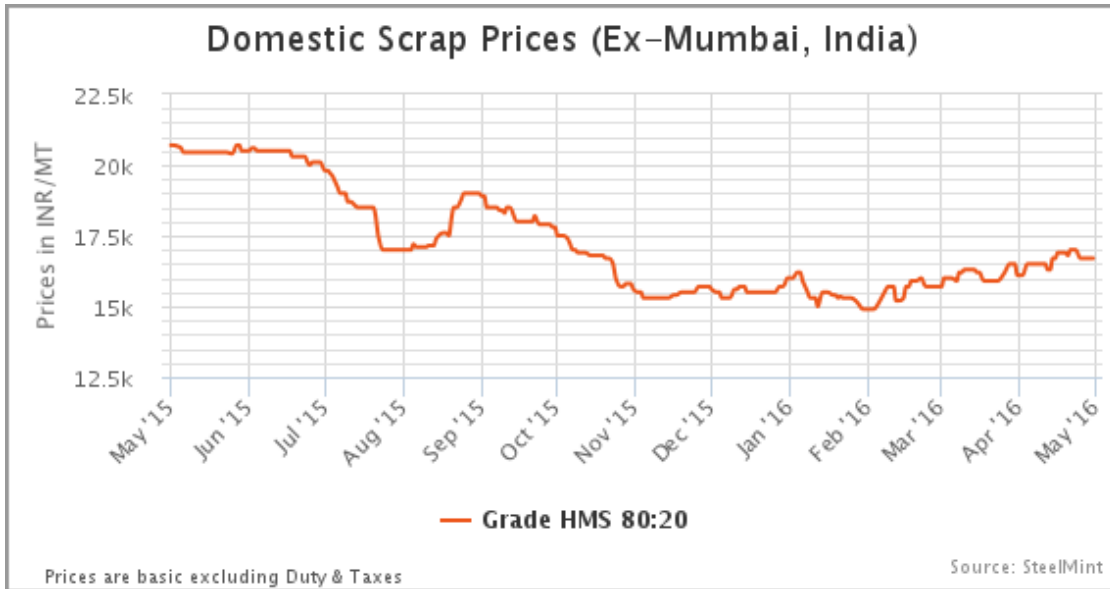


What happened

- Imported scrap prices improved drastically by USD 30-40/MT on the backdrop of increased demand in Turkey.

What may happen

- Prices are expected to remain volatile in the first half and gain stability in the second half of May.

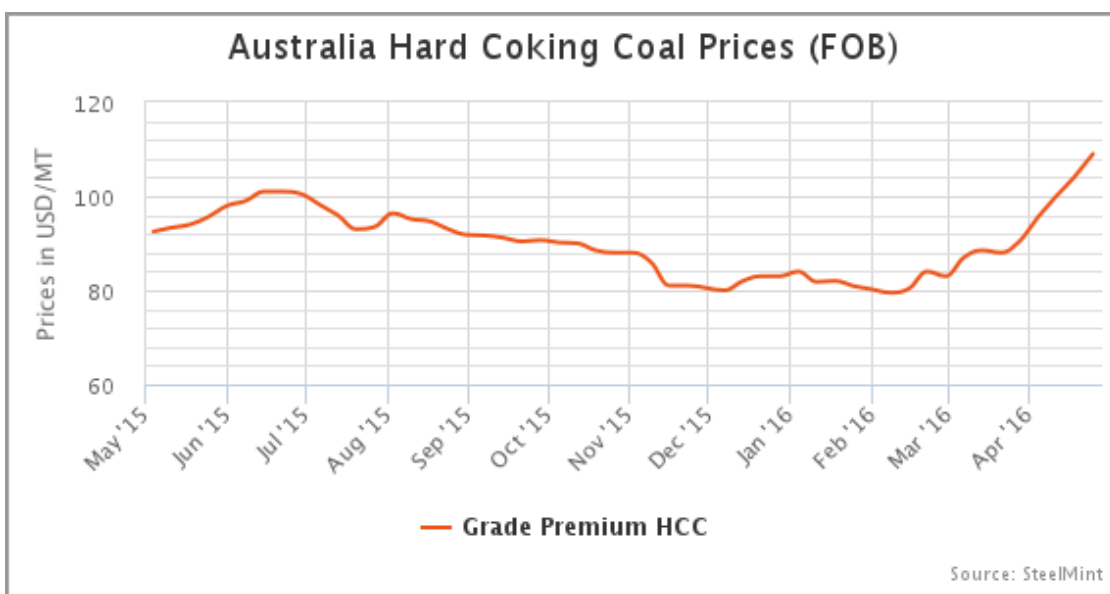


**What happened**

- Domestic scrap prices remained firm on low demand for finished steel.

**What may happen**

- With higher imported scrap offers, domestic suppliers are unlikely to correct their offers.



**What happened**

- Coking coal offers picked up because of low coal stock in China. Australian PHCC FoB price touched at USD 100/MT.

**What may happen**

- Australian coking coal trade will be proactive this month. Supply shortage in China will prompt price rise internationally.

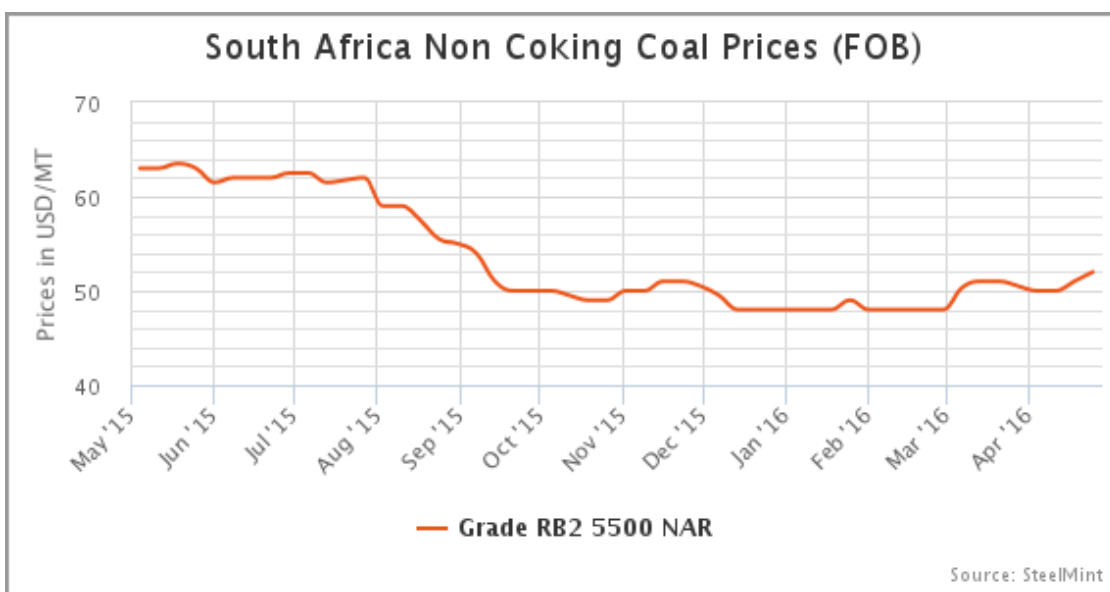


**What happened**

- Indonesian coal prices remained stable in Apr16. Subdued global demand along with gloomy market confined trader and miners for any positive speculations in near term.

**What may happen**

- Offers will remain on the same level in coming month also. May16 will remain under pressure due to lack of buying anticipated in India.

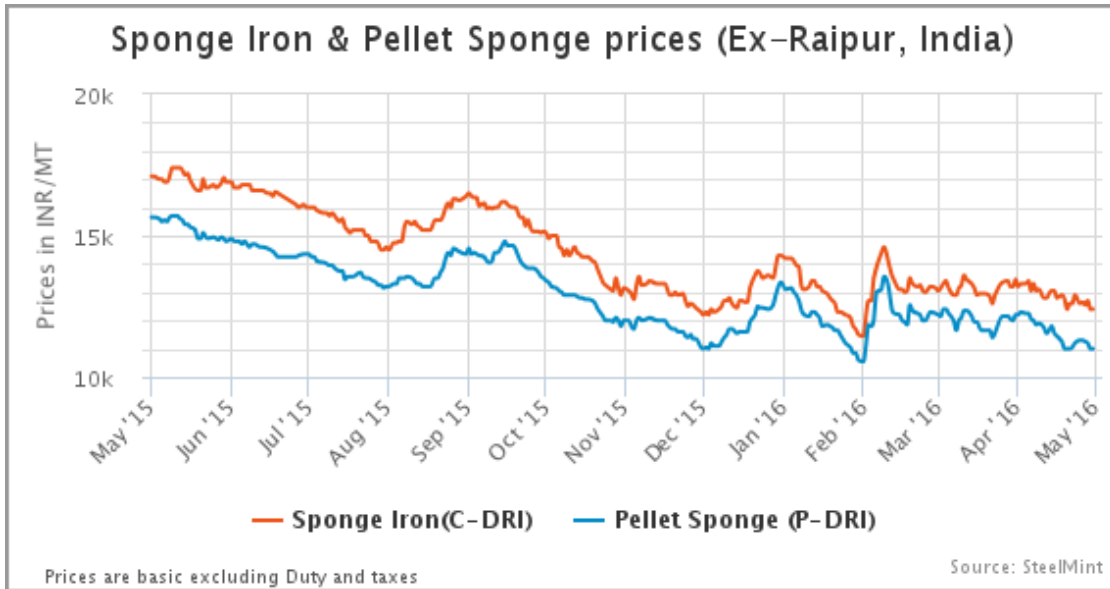


**What happened**

- South African coal offers inched up by about USD 2-3/MT in Apr16. CFR India offers were on higher side owing to increased freight rates and upward index.

**What may happen**

- Prices may correct marginally in May16. Indian demand anticipated to be sluggish in May end as India will bolted with coal refilling before monsoon.

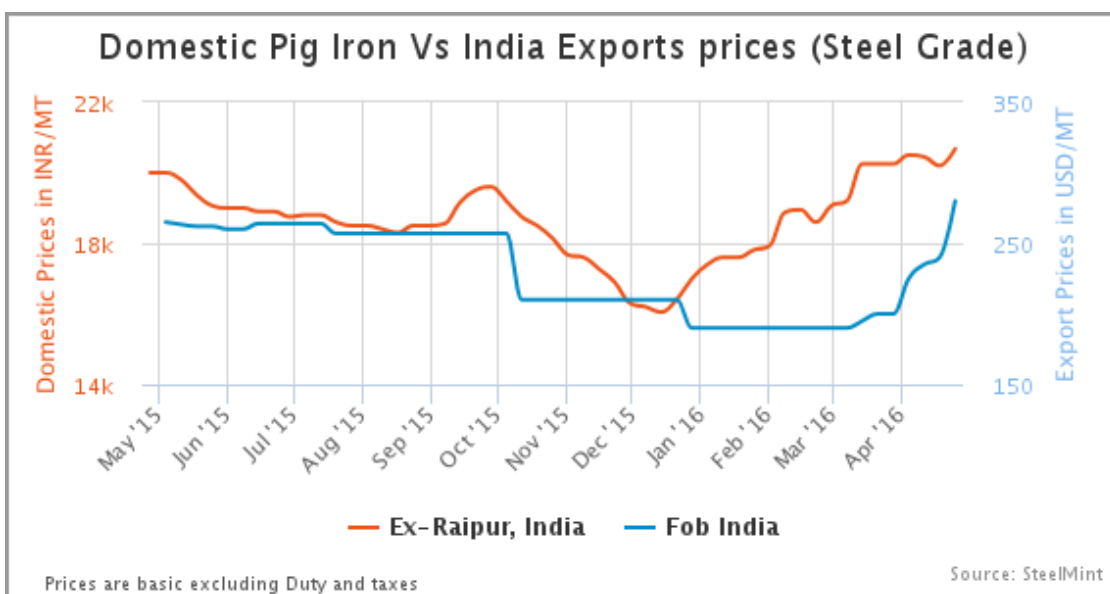


#### What happened

- Sponge prices fell by upto INR 1,000/MT as furnaces were closed for 15 days in Raigarh, which increased sponge supply in the market.

#### What may happen

- Increasing selling pressure and expected fall in iron ore prices may lead to further price corrections.

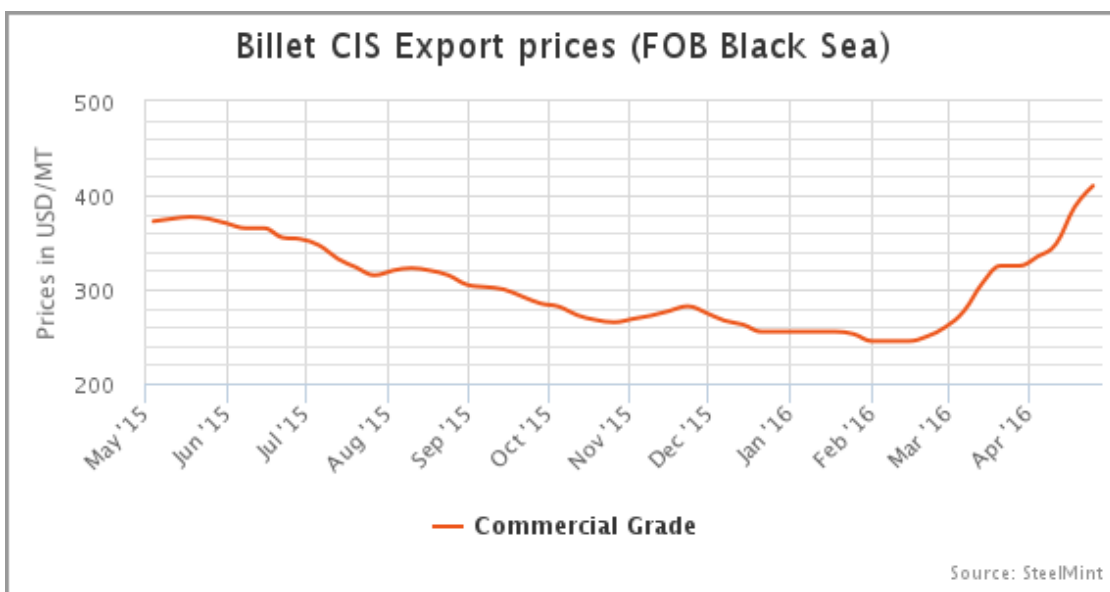


#### What happened

- Short supply by primary players created shortage in domestic market, which in turn supported domestic Pig iron prices by INR 500-1,500/MT.

#### What may happen

- Pig iron may volatile in coming month due to mis-matched demand-supply sentiments.

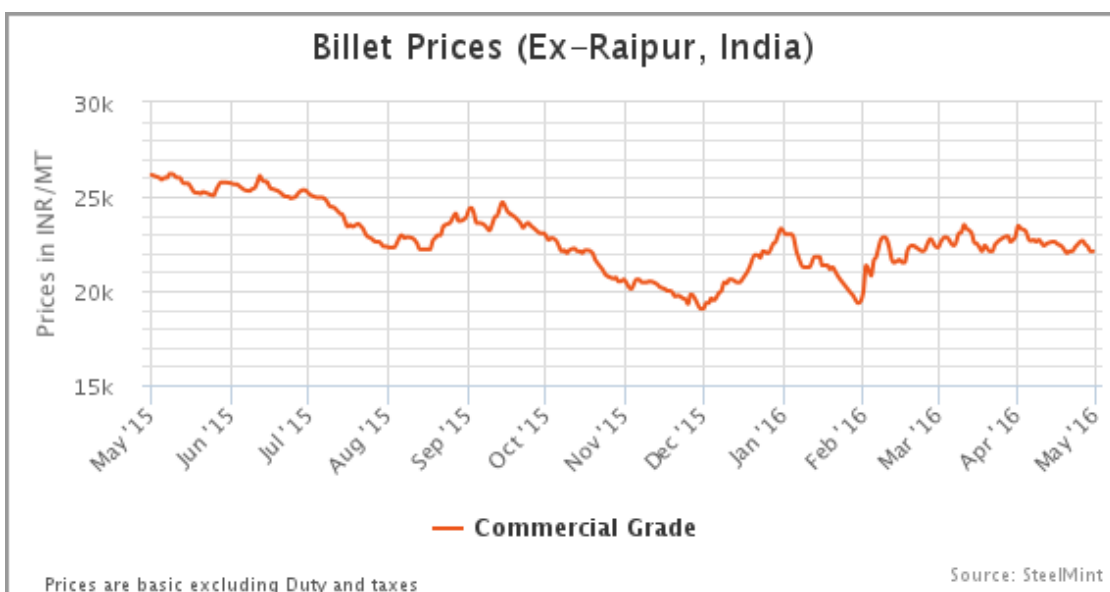


#### What happened

- Global billet prices rose sharply by USD 30-40/MT, following rise in Chinese domestic billet offers.

#### What may happen

- Buyers are hesitant to take positions at current levels. With seasonal slowdown in several countries, prices are expected to correct in coming month.

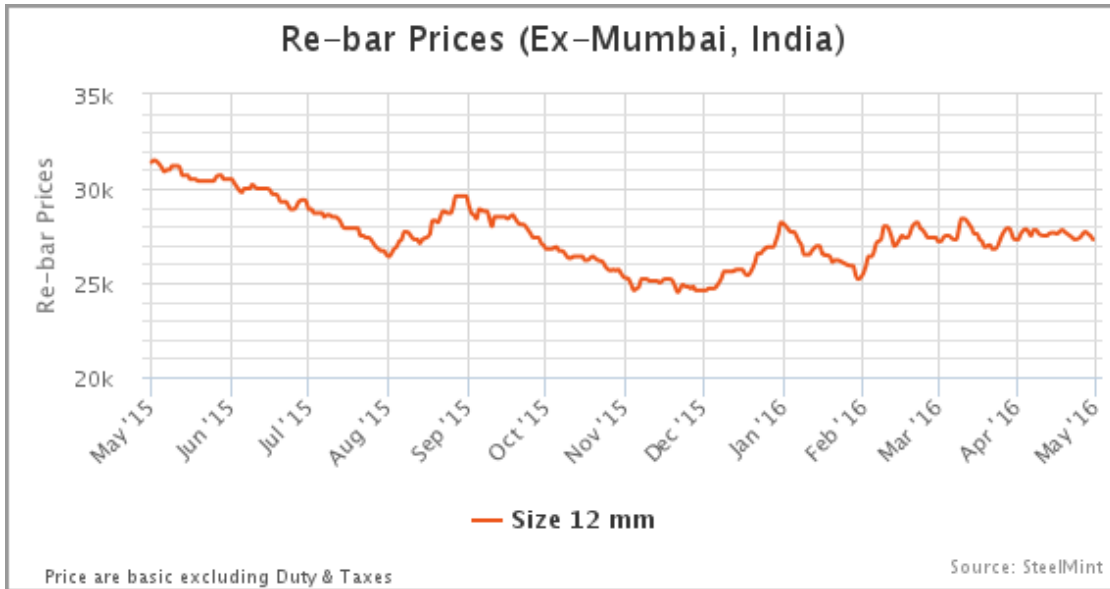


#### What happened

- Poor buying interest by rolling mills slowed down domestic billet trade; led to price corrections of upto INR 1,500/MT.

#### What may happen

- Billet market may remain volatile over strong global offers of billet & scrap and average domestic demand.

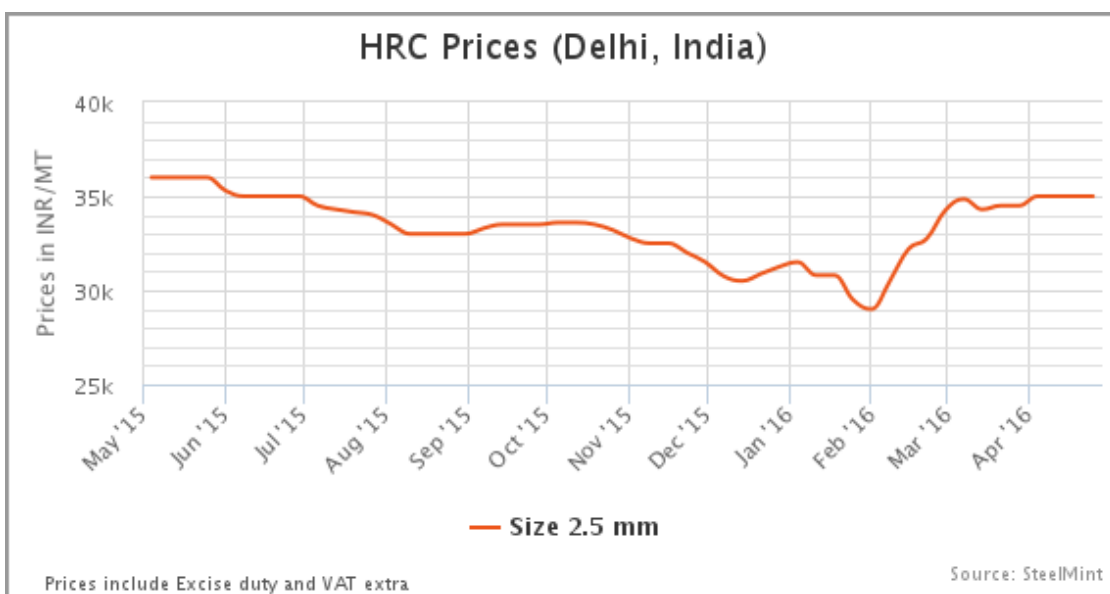


What happened

- Secondary rebar producers offers decreased by INR 500-1,500/MT. But, primarys offers increased by INR 1,000/MT in early Apr'16.
- The Delhi High court passed an order to continue MIP on wire rod.

What may happen

- It seems market may move up on improved buying from the end-users.

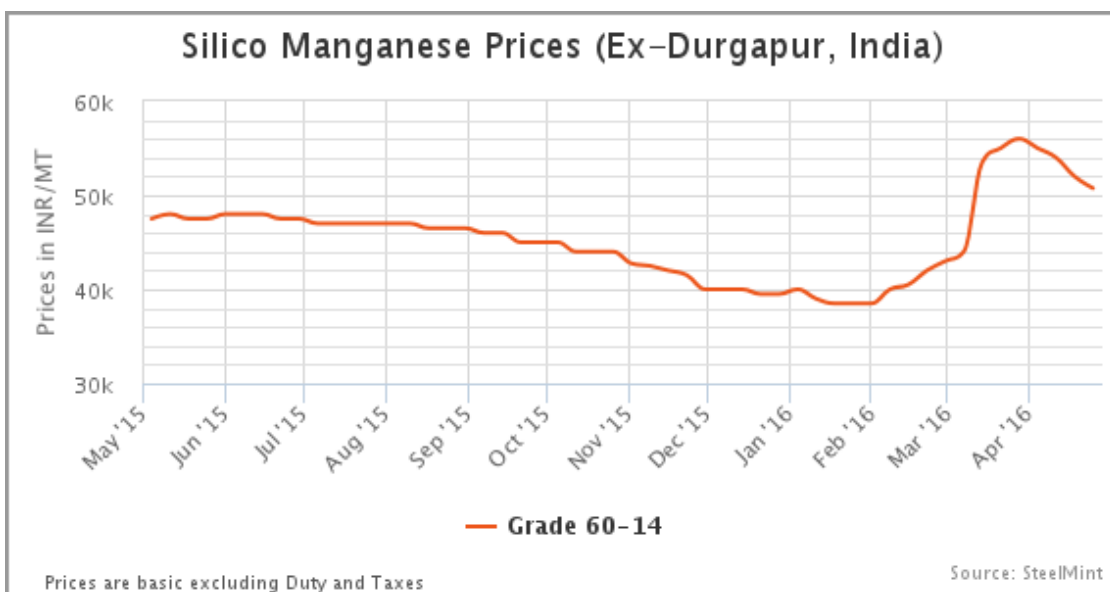


What happened

- Global HR/CR offers surged by USD 45-50/MT M-o-M, but domestic remained almost stable.
- Indian manufacturers resumed HRC & CRC exports.
- Anti-dumping duty investigation initiated on HR/CR and plates.

What may happen

- Price corrections are expected in Chinese domestic and export markets. Indian flat products prices may increase.

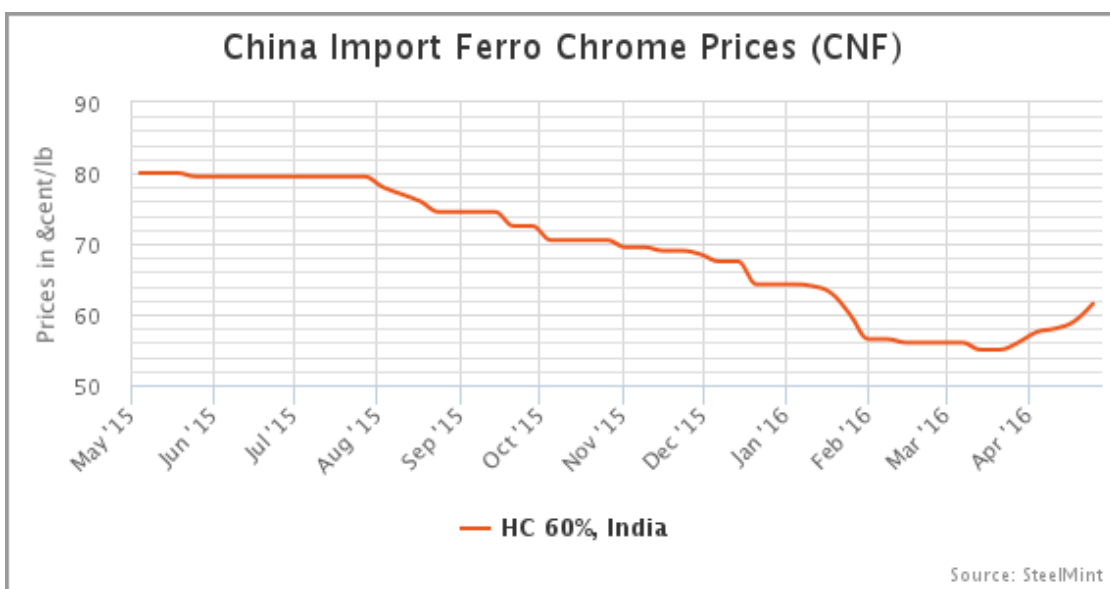


What happened

- Silico manganese prices down on low demand and oversupply of material.

What may happen

- Downward pressure on prices is expected to continue in the short-term.



What happened

- Chinese ferrochrome import prices rose by 5-6 cents/lb M-o-M after a major stainless steel mill raised its purchase price for May.

What may happen

- There is a strong impetus for ferro chrome prices to remain firm and perhaps strengthen in the coming month.

Currency	United State Dollar(1 USD)					
	2016-05-06	1 Week Earlier	2 Week Earlier	1 Month Earlier	3 Month Earlier	6 Month Earlier
India (INR)	66.57	66.35	66.49	66.66	68.21	66.18
China (Yuan)	6.50	6.49	6.49	6.48	6.57	6.39
Brazil (Real)	3.54	3.49	3.53	3.68	3.98	3.76
Australia (Dollar)	1.36	1.31	1.29	1.33	1.41	1.39
South Africa (Rand)	14.96	14.17	14.32	15.13	15.83	13.94
United Arab Emirates (Dirham)	3.67	3.67	3.67	3.67	3.67	3.67
Indonesia (Rupiah)	13365.10	13128.60	13187.60	13159.50	13465.00	13783.00
Europe (Euro)	0.88	0.88	0.89	0.88	0.89	0.93
Russia (RUB)	66.24	64.09	65.79	67.24	79.45	64.99

Indian Statistics (Production/Export/Import)							
		Nov 15	Dec 15	Jan 16	Feb 16	Mar 16	Apr 16
Production	Iron ore	13.0	12.70	14.20	16.40	-	-
	Coal (CIL)	47.4	52.07	52.86	51.01	59.00	-
	Manganese Ore	0.17	0.18	0.19	0.17	-	-
	Chrome Ore	0.29	0.28	0.31	0.35	-	-
	Crude Steel	7.28	7.54	7.42	7.46	8.52	-
Export	Iron Ore	0.65	1.14	1.32	0.92	1.70	2.22
	Iron Ore Pellet	NIL	NIL	0.11	0.05	0.05	0.11
	Mill Scale	0.03	NIL	NIL	NIL	NIL	NIL
	Pig Iron	NIL	NIL	0.03	NIL	NIL	NIL
	Flat Steel	0.19	0.29	0.19	0.22	0.26	0.22
Import	Coal	17.00	19.56	19.4	16.4	17.59	19.38
	Scrap	0.53	0.67	0.51	0.52	0.66	0.64
	Iron ore	0.25	0.29	0.68	0.43	0.78	0.92
	Manganese Ore	0.15	0.19	0.14	0.12	0.10	0.21
	Chrome ore	0.01	0.01	0.01	0.01	0.01	0.01
	Flat Steel	0.71	0.84	0.84	0.72	0.80	0.47

Qty in MnT (Million Tons)

Source SteelMint, PIB, CIL

(Provisional Data)

## CONTACT DETAILS



**Raipur:**  
 #301, Jeevan Parisar,  
 Rajeev Nagar  
 Behind Crystal Arcade  
 Raipur (C.G) - 492 007 India  
 Tel: +91 771 2284888

**Kolkata**  
 5<sup>th</sup> Floor, Vishvakarma Building, 86, Topsia  
 Road,  
 South-West Block  
 Kolkata (W.B) - 700 046, India  
 Tel: +91 33 22852063

Email: [info@steelmint.com](mailto:info@steelmint.com) | Web: [www.steelmint.com](http://www.steelmint.com)

This publication is for information purposes only. The information contained in this document has been compiled from sources believed to be reliable. SteelMint cannot be made liable for any loss no matter how it may arise. The recipient of this report must make its own independent decisions regarding any product or items mentioned herein.

©SteelMint 2013-14. All rights reserved. No part of this publication (text, data or graphic) may be reproduced, stored in corporate data retrieval systems or transmitted in any form without obtaining SteelMint's prior written consent.