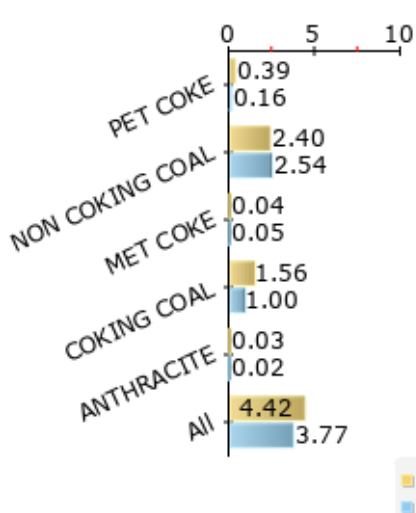


# India Coal Import

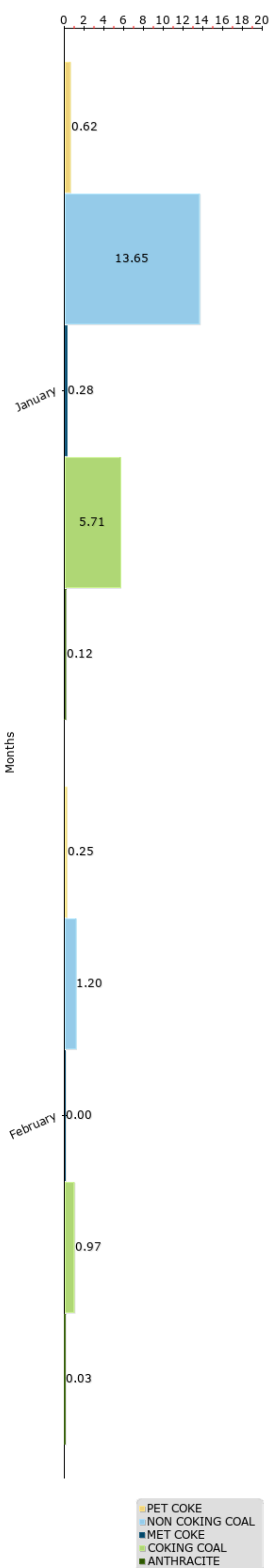
## Week 5 (29 Jan 24 - 04 Feb 24)

09 Feb, 2024

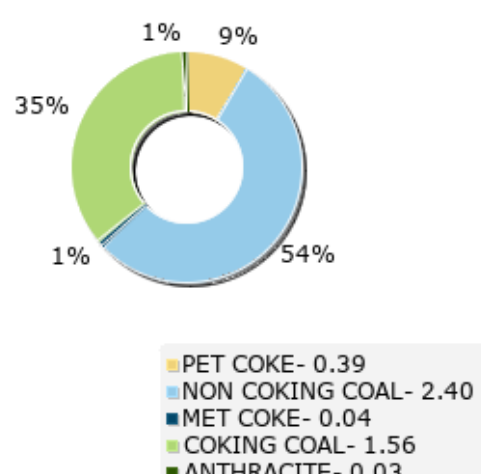
### INDIA WEEKLY IMPORT (MnT)



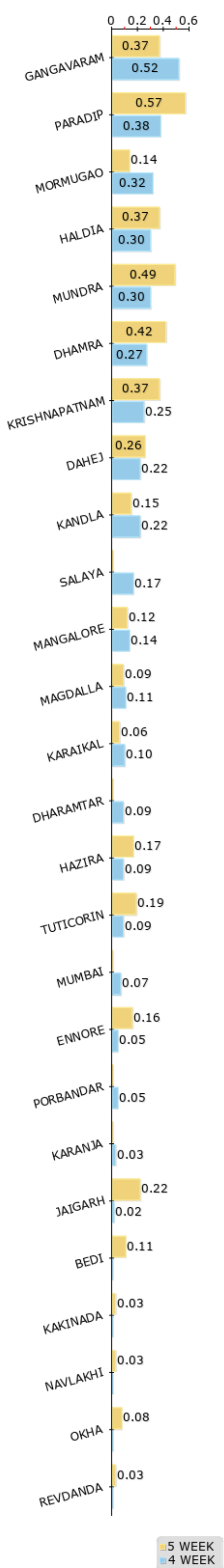
### INDIA MONTHLY IMPORT (MnT)



### WEEK 5- INDIA COAL IMPORT (MnT)



### COAL IMPORT IN PORT (MnT)



### COAL IMPORTERS

PET COKE	
RECEIVER	QUANTITY
RELIANCE INDUSTRIES	110,000
BEDI	110,000
ULTRATECH CEMENT	109,124
GANGAVARAM	55,000
DAHEJ	54,124
SHRI CEMENT	60,500
MUNDRA	60,500
AMBUJA CEMENT	54,213
GANGAVARAM	54,213
GOA CARBON	41,100
PARADIP	41,100
NEO CARBONS	7,000
PARADIP	7,000
PARADIP CALCINER	6,150
PARADIP	6,150
Grand Total	388,087

NON COKING COAL	
RECEIVER	QUANTITY
ADANI ENTERPRISES	565,718
DAHEJ	136,200
KANDLA	122,000
KRISHNAPATNAM	105,904
MORMUGAO	50,000
PARADIP	47,270
DHAMRA	47,044
HALDIA	32,000
NAVLAKHI	25,300
ADANI POWER	431,511
MUNDRA	321,861
DAHEJ	72,150
GANGAVARAM	37,500
AGARWAL COAL	267,612
TUTICORIN	192,112
MAGDALLA	30,500
MANGALORE	25,000
JAIGARH	20,000
ARCELORMITTAL NIPPON STEEL	172,500
HAZIRA	172,500
RASHMI GROUP	163,411
DHAMRA	163,411
SEIL	157,500
KRISHNAPATNAM	157,500
BALAJI MALT	83,401
ENNORE	58,401
MANGALORE	25,000
ROHIT SURFACTANTS	77,000
OKHA	77,000
JSW ENERGY	75,000
JAIGARH	75,000
IL & FS TAMILNADU POWER	60,500
KARAIKAL	60,500
MOHIT MINERALS	60,500
MAGDALLA	60,500
TATA POWER	54,687
MUNDRA	54,687
ZUARI CEMENT	54,628
KRISHNAPATNAM	54,628
SHRI CEMENT	48,828
MUNDRA	48,828
INTERTEX	30,457
HALDIA	30,457
TRAFIGURA	29,000
KAKINADA	29,000
SARAOGI UDYOG/HUAXING CEMENT	28,000
HALDIA	28,000
N/A	25,000
REVDANDA	25,000
JSW STEEL	19,500
ENNORE	19,500
Grand Total	2,404,753

MET COKE	
RECEIVER	QUANTITY
TATA STEEL	38,500
PARADIP	38,500
NIL	0
PARADIP	0
Grand Total	38,500

COKING COAL	
RECEIVER	QUANTITY
TATA STEEL	497,861
DHAMRA	206,902
PARADIP	194,181
HALDIA	96,778
JSW STEEL	417,042
JAIGARH	121,927
MORMUGAO	86,750
ENNORE	82,509
MANGALORE	74,126
KRISHNAPATNAM	51,730
JINDAL STEEL & POWER	230,521
PARADIP	159,221
GANGAVARAM	71,300
SAIL	144,000
HALDIA	99,000
PARADIP	45,000
RINL	82,500
GANGAVARAM	82,500
NMDC	72,545
GANGAVARAM	72,545
ADANI ENTERPRISES	32,000
HALDIA	32,000
VIMLA FUELS	30,200
KANDLA	30,200
ELECTROSTEEL CASTING	29,164
HALDIA	29,164
JAI BALAJ	20,000
HALDIA	20,000
Grand Total	1,555,833

ANTHRACITE	
RECEIVER	QUANTITY
BHUSHAN POWER	25,000
PARADIP	25,000
JSW STEEL	3,900
PARADIP	3,900
Grand Total	28,900

#### REPORT BY

Tripti Chandrakar  
Analyst(Data) | Operations  
Email: tripti.chandrakar@steelmintgroup.com

#### CONTACT DETAILS

**Raipur :**  
301, Jeevan Parisar, Rajeev Nagar  
Behind Crystal Arcade Raipur (C.G)  
Pincode- 492 007 India  
Tel: +91 9770056666

#### Kolkata :

My Cube,  
24 Park Street,  
1st Floor, Anuj Chambers,  
Kolkata, West Bengal 700016, India  
Tel: +91 8770591840

(Provisional Data)  
For any query please call on +91 97700 56666

Email Id: info@coalmint.com / Website: www.coalmint.com

Note:- WHILE EXTREME CARE HAS BEEN TAKEN IN THE PREPARATION OF THIS REPORT, NO LIABILITY CAN BE ACCEPTED FOR ANY LOSS INCURRED IN ANY WAY WHATSOEVER BY ANY PERSON RELYING ON THE INFORMATION CONTAINED HEREIN.

Disclaimer: Coalmint has taken due care and caution in compilation of content for its web site. Information is just for reference not intended for trading purpose or to address your particular requirement. The content includes facts, views, and opinions of individuals and not that of the website or its management. We and our content licensors are not giving investment advice, tax advice, legal advice, or other professional advice. We and our content licensors do not guarantee or warrant the accuracy, completeness or timeliness of, or otherwise endorse these views, and opinions.

Users/Visitors have to make their own decisions based on their own independent enquiries, appraisals, judgement, wisdom and risks. Coalmint and its affiliates, or their employees, directors or agents shall not be liable or responsible for any loss or costs or any action whatsoever arising out of use or relying on the spot prices disseminated.

2015-2024 © Coalmint All Rights Reserved. [terms and condition](#).