

CoalMint[®]

Coal Monthly Review

www.coalmint.com

CONTENTS

Snap Shot Global Prices (USD/MT)	1
Snap Shot Domestic Prices (INR/MT)	2
Non Coking Coal	3
Coking Coal	4
Met Coke	5
Pet Coke	6
Indian Statistics (Production/Export/Import)	7
Global Statistics (Production/Export/Import)	8
Global Price Indicators	9-10
Currency Indicators	11

Snap Shot | Global Prices (USD/MT)

Assessment	Jan'24	Dec'23	Nov'23	Oct'23	Sep'23	Aug'23
Non Coking, CNF Gangavaram, India, RB3 (4800 NAR), S.Africa	\$86	- 8	- 21	- 28	- 17	- 4
Non Coking, CNF Gangavaram, India, RB2 (5500 NAR), S.Africa	\$102	- 7	- 18	- 25	- 14	0
Non-Coking, CNF Kandla, India, 4800 GAR, Indonesia	\$86	- 2	0	- 1	+ 7	+ 9
Non-Coking, CNF Vizag, India, 5000 GAR, Indonesia Origin	\$90	- 2	- 1	- 1	+ 6	+ 9
Non-Coking, CNF Kandla, India, 4200 GAR, Indonesia	\$70	- 2	- 1	- 2	+ 6	+ 8
Non Coking, FOB Richards Bay, South Africa, RB1 (6000 NAR)	\$96	- 8	- 20	- 33	- 22	- 13
Non-Coking, FOB Kalimantan, Indonesia, 4800 GAR	\$74	- 1	0	- 1	+ 7	+ 8
Non-Coking, FOB Kalimantan, Indonesia, 3600 GAR	\$42	- 1	- 1	- 1	+ 5	+ 6
Non-Coking, FOB Kalimantan, Indonesia, 3400 GAR	\$37	- 1	- 1	- 1	+ 5	+ 6
Non-Coking, FOB Newcastle, Australia, 5500 NAR,0-50 mm	\$95	+ 1	- 3	- 13	+ 2	+ 7
Non-Coking, FOB Baltimore, USA, 6000 NAR,0-50 mm	\$73	- 2	- 4	- 7	- 5	+ 1
Coking Coal, CNF Paradip, India, HCC 64 Mid Vol, Australia ,0-40mm	\$289	- 3	+ 12	+ 2	+ 25	+ 56
Coking Coal, CNF Paradip, India, Semi Soft, Australia	\$169	- 4	+ 1	- 31	- 23	- 4
PCI, CNF Paradip, India, Low Vol PCI, Australia	\$188	- 4	- 13	- 30	- 3	+ 17
Anthracite Coal, CNF Paradip, India, Anthracite, Russia ,0-13 mm	\$167	- 8	- 8	- 4	+ 16	- 3
Coking Coal, FOB Hay Point, Australia, Premium HCC	\$332	+ 6	+ 10	- 22	+ 30	+ 79
Coking Coal, FOB Hay Point, Australia, Semi Soft	\$154	- 1	+ 3	- 30	- 22	- 5
PCI, FOB Hay Point, Australia, Low Vol PCI,0-40mm	\$172	- 2	- 12	- 30	- 3	+ 15
Coking Coal, FOB Hampton Roads, USA, Low Vol HCC,0-40mm	\$265	- 7	+ 9	0	+ 24	+ 50
Met Coke, CNF Hazira, India, 64% CSR, China ,25-90mm	\$366	- 9	0	- 5	+ 27	+ 37
Met Coke, CNF Haldia, India, 64% CSR, Japan origin	\$370	0	0	0	+ 12	+ 30
Nut Coke, CNF Vizag, India, Colombia-origin, Nut Coke, Colombia ,10-30 mm	\$350	0	0	0	+ 12	- 30
Met Coke, FOB Tianjin, China, 64% CSR,25-90mm	\$327	- 19	- 1	- 7	+ 17	+ 13
Met Coke, FOB Tianjin, China, 62% CSR,25-90mm	\$323	- 19	- 1	- 7	+ 17	+ 14
Pet Coke, CNF Kandla, India, 6.5% Sulphur, US,0-50 mm	\$117	- 8	- 17	- 13	- 15	- 10
Pet Coke, CNF Vizag, India, 9% Sulphur, Saudi Arabia,0-50 mm	\$120	- 8	- 17	- 14	- 16	- 10

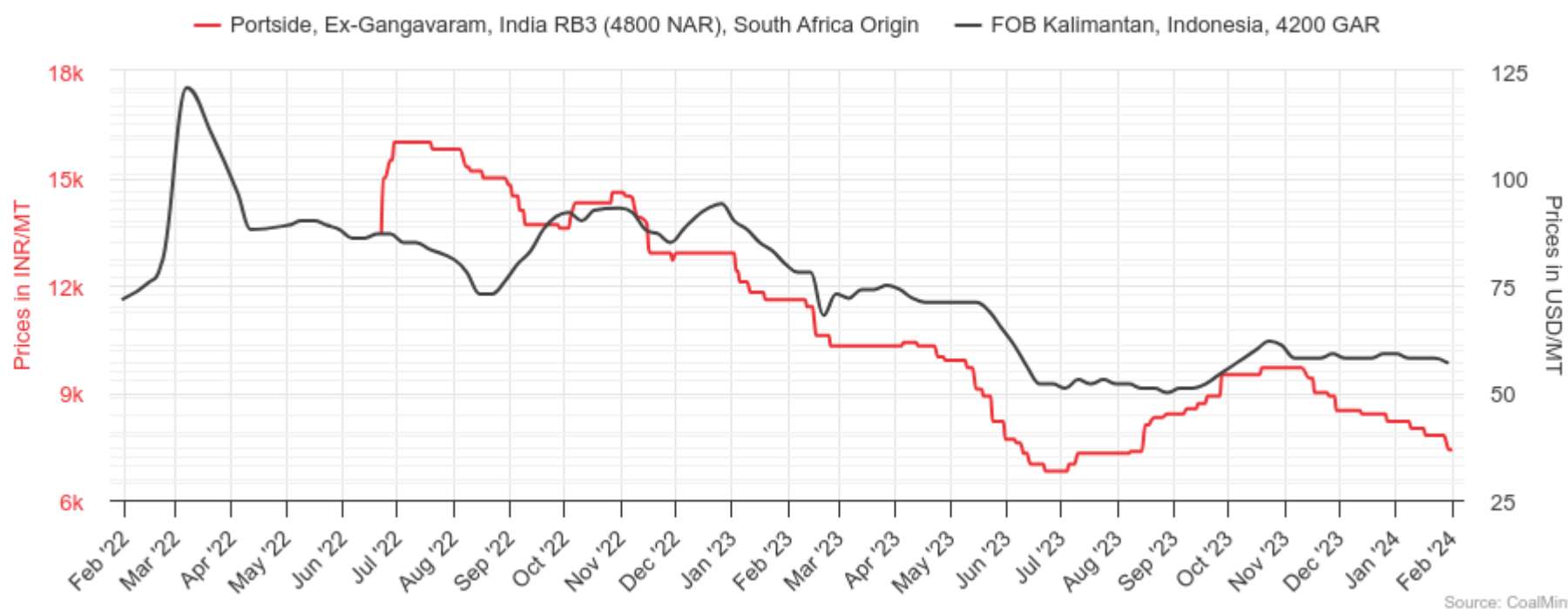
Prices considered on monthly average basis.

Snap Shot | Domestic Prices (INR/MT)

Assessment	Jan'24	Dec'23	Nov'23	Oct'23	Sep'23	Aug'23
Non Coking, Portside, Ex-Gangavaram, India, RB2 (5500 NAR), S.Africa	₹9,064	- 400	- 1,544	- 2,275	- 1,386	- 310
Non Coking, Portside, Ex-Vizag, India, RB3 (4800 NAR), South Africa	₹7,892	- 508	- 1,404	- 1,786	- 970	+ 92
Non Coking, Portside, Ex-Paradip, India, RB3 (4800 NAR), South Africa	₹7,908	- 451	- 1,363	- 1,670	- 877	+ 41
Non Coking, Portside, Ex-Kandla, India, 4200 GAR, Indonesia	₹6,100	- 50	- 250	- 190	+ 438	+ 460
Non Coking, Portside, Ex-Navlakhi, India, 3400 GAR, Indonesia	₹5,100	0	0	+ 150	+ 500	+ 600
Non Coking, Portside, Ex-Vizag, India, 5000 GAR, Indonesia	₹7,825	- 175	- 625	- 485	- 50	- 75
Non Coking, Portside, Ex-Kandla, India, 6900 NAR, US	₹12,000	0	- 960	- 1,000	+ 1,125	+ 2,000
Non Coking, Portside, Ex-Paradip, India, 6000 NAR, Russia	₹11,040	- 360	- 40	+ 40	+ 815	+ 1,540
Met Coke, Exy-Jajpur, India, Blast Furnace-grade,25-90 mm	₹34,500	- 875	- 2,500	- 3,750	- 600	+ 1,500
Met Coke, Exy-Gandhidham, India, Blast Furnace-grade,25-90 mm	₹34,000	- 375	- 2,000	- 3,375	- 600	+ 800
Met Coke, Exy-Rajkot, India, Foundry-grade,+90 mm	₹36,500	- 750	- 2,600	- 4,000	- 1,700	- 500
Pet Coke, Exw-Koyali, Gujarat (Rake), Fuel, Indian Oil Corporation,0-50 mm	₹12,180	- 900	- 1,800	- 1,350	- 1,810	- 430
Pet coke, Exw-Jamnagar, Gujarat, Fuel, Reliance Industries,0-50 mm	₹13,172	- 374	- 1,337	- 488	- 1,157	- 10

Prices considered on monthly average basis.

Non Coking Coal



Monthly Average Price Table

	FOB Kalimantan, Indonesia	FOB Richards Bay, South Africa	FOB Newcastle, Australia	FOB Baltimore, US.	Sentiments
Month	4200 GAR	RB3 (4800 NAR)	0-50 mm, 5500 NAR	0-50 mm, 6000 NAR	
Nov-22	88	136	153	180	
Dec-22	92	126	138	170	
Jan-23	85	116	134	140	
Feb-23	74	98	128	113	
Mar-23	74	97	124	96	
Apr-23	72	92	122	94	
May-23	69	82	114	84	
Jun-23	55	68	89	71	
Jul-23	52	69	90	69	
Aug-23	51	77	88	72	
Sep-23	52	91	93	78	
Oct-23	59	100	108	80	
Nov-23	58	92	98	77	
Dec-23	58	78	94	75	
Jan-24	58	68	95	73	

What happened

- Indonesian thermal coal prices remained unchanged on monthly basis at \$58/t.
- South African coal prices fell by 13% m-o-m in January'2024 to \$68/t.

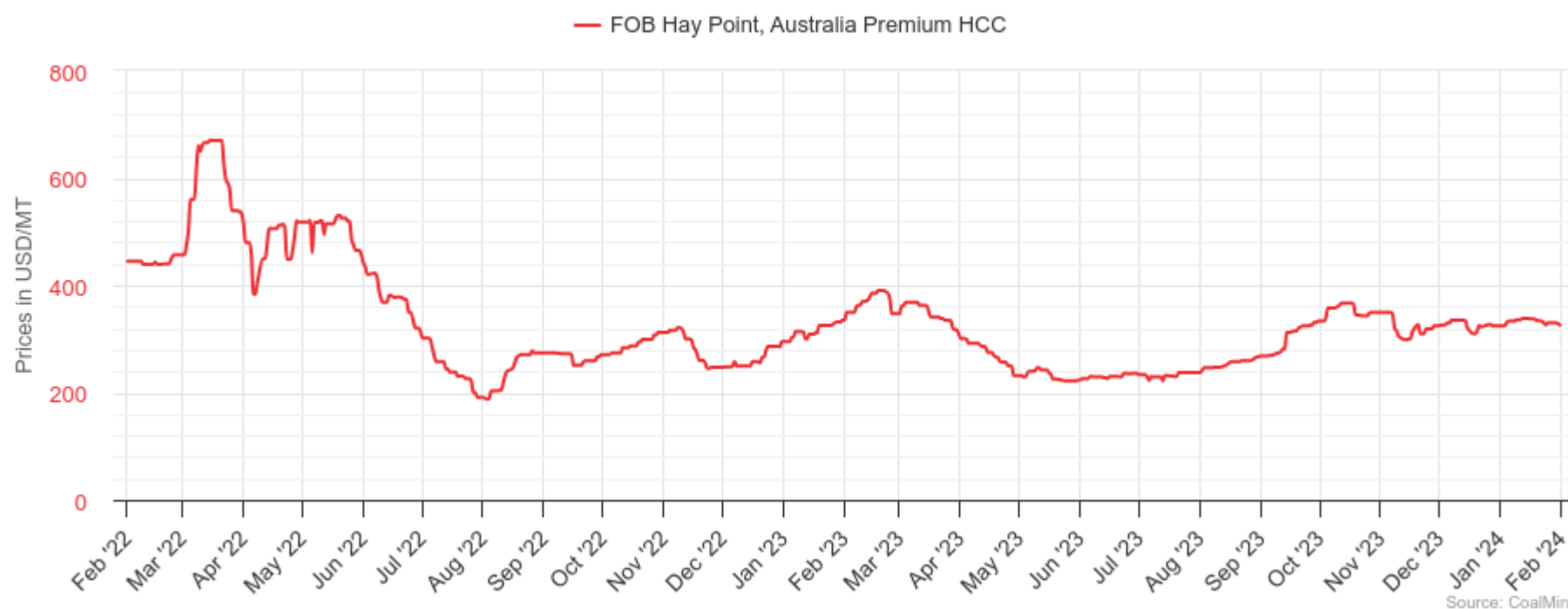
What may happen

- The South African thermal coal prices are anticipated to drop amid wide bid-offer disparity, weak demand from sponge iron producers and rising Indian domestic production.
- Indonesian thermal coal prices are expected to drop amid lower Chinese demand due to Lunar New Year holidays and higher temperatures in China.

Note:

BCD - 1%, AIDC - 1.5%
FOB prices in USD/MT.

Coking Coal



Monthly Average Price Table

Month	FOB Hay Point, Australia Premium HCC	FOB Hay Point, Australia HCC 64 Mid Vol	FOB Hay Point, Australia 0-40mm, Low Vol PCI	FOB Hampton Road, US 0-40mm, Low Vol HCC	Sentiments
Nov-22	284	266	277	278	
Dec-22	263	244	253	261	
Jan-23	315	293	302	294	
Feb-23	368	336	330	326	
Mar-23	346	309	308	316	
Apr-23	274	243	240	265	
May-23	232	206	203	233	
Jun-23	230	202	192	211	
Jul-23	232	200	174	221	
Aug-23	253	220	157	215	
Sep-23	302	248	175	241	
Oct-23	354	272	202	265	
Nov-23	322	261	184	256	
Dec-23	326	274	174	272	
Jan-24	332	273	172	265	

What happened

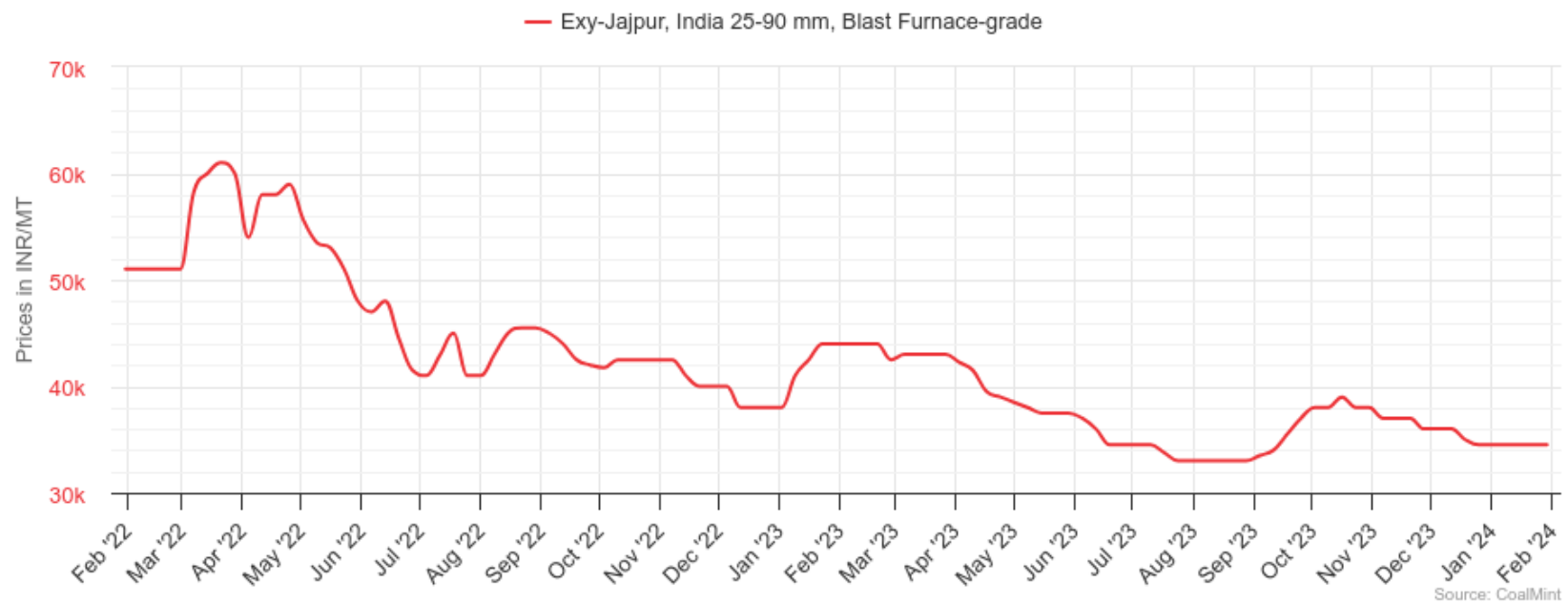
- Australian Premium HCC prices picked by \$6/t in January 2024 to \$332/t FOB.
- US coking coal prices fell by 3% m-o-m in January 2024 to \$265/t, FOB.

What may happen

- Australian coking coal prices may see a downturn amid low buying interest and falling bid levels.

Note:
FOB prices in USD/MT.

Met Coke



Monthly Average Price Table

	Exw-Jajpur, India	CNF Hazira, India	Nut Coke, CNF India	Exw-Tangshan, China	Sentiments
Month	25-90 mm, Blast Furnace-grade	25-90mm, 64% CSR, China	10-30 mm, Nut Coke, Colombia	25-50mm, Quasi-Grade I	
Nov-22	41,170	400	502	2,580	
Dec-22	38,500	399	468	2,790	
Jan-23	41,600	438	445	2,740	
Feb-23	44,000	443	430	2,700	
Mar-23	42,830	437	458	2,700	
Apr-23	40,900	417	465	2,540	
May-23	37,830	364	465	2,130	
Jun-23	35,500	307	431	1,880	
Jul-23	33,900	310	380	1,920	
Aug-23	33,000	329	380	2,140	
Sep-23	35,100	339	338	2,110	
Oct-23	38,250	371	350	2,260	
Nov-23	37,000	366	350	2,230	
Dec-23	35,380	375	350	2,420	
Jan-24	34,500	366	350	2,310	

What happened

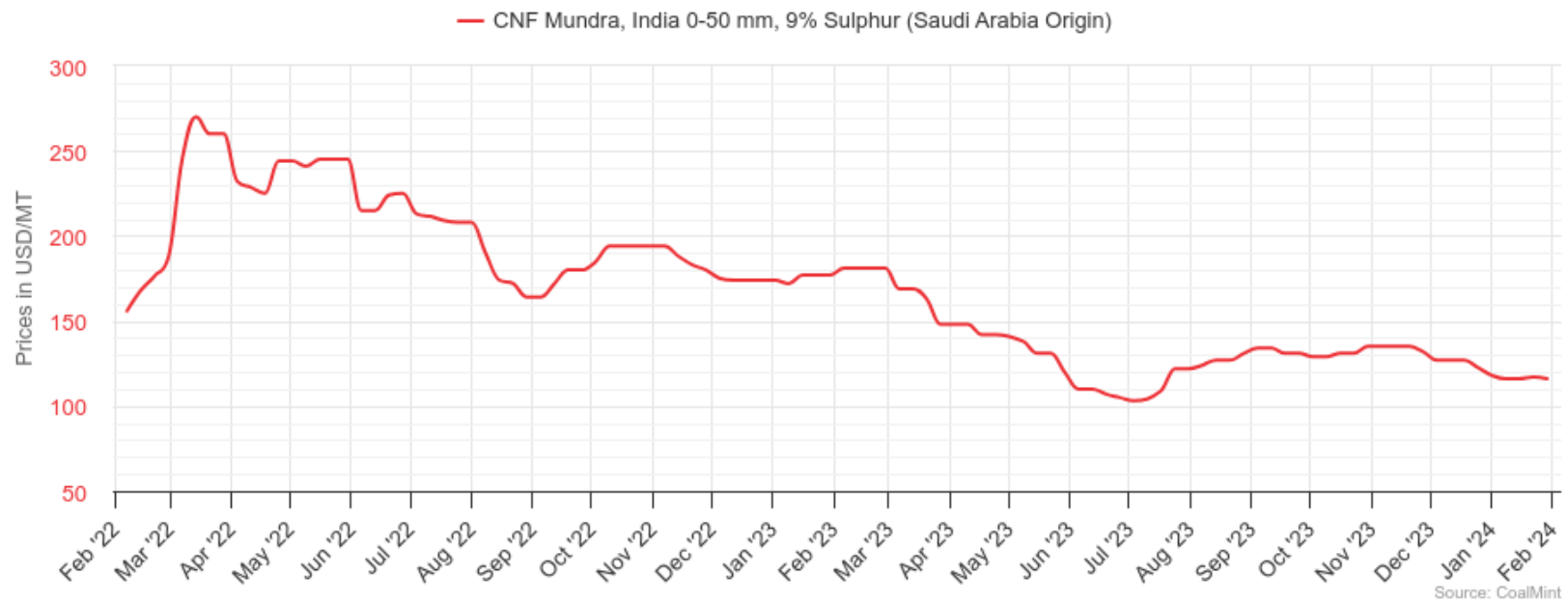
- Met coke prices edged down m-o-m to INR 34,500/t for blast furnace grade Exw-jajpur.
- Domestic met coke prices were under pressure during the month due to a price differential of about INR 1000-2000/t in imported and domestic material.
- Merchant cookeries continue to operate at lower capacity and are blending more of imported material with domestic material.

What may happen

- Indian met coke prices may further fall on falling coal prices and better import realizations.

Note:
 5% GST
 Incl-tax
 Domestic prices in INR/MT. CNF prices in USD/MT. Domestic prices in RMB/MT.

Pet Coke



Monthly Average Price Table

	Exw-Koyali, Gujarat (Rake), IOCL	Exw-Jamnagar, Gujrat	CNF Mundra, India	CNF Kandla, India	Sentiments
Month	0-50 mm, Fuel, Indian Oil Corporation	0-50 mm, Fuel, Reliance Industries	0-50 mm, 9% Sulphur, Saudi Arabia	0-50 mm, 6.5% Sulphur, US	
Nov-22	18,550	18,950	186	188	
Dec-22	17,380	17,810	174	175	
Jan-23	17,150	17,650	175	177	
Feb-23	16,950	17,730	181	179	
Mar-23	17,180	17,650	162	163	
Apr-23	14,420	16,510	145	145	
May-23	12,980	14,640	130	126	
Jun-23	11,800	13,230	108	106	
Jul-23	11,400	11,860	114	114	
Aug-23	12,610	13,180	127	127	
Sep-23	13,990	14,330	132	132	
Oct-23	13,530	13,660	131	130	
Nov-23	13,980	14,510	134	134	
Dec-23	13,080	13,550	125	125	
Jan-24	12,180	13,170	117	117	

What happened

- RIL has revised Petcoke price for January 2024 to INR 13,170/t, registering a drop of INR 380/t.
- US pet coke prices fell by 6% on monthly basis in January 2024 to \$117/t.

What may happen

- The pet coke demand is anticipated to see an upward rise on rising infrastructure demand.

Note:

GST 18%, TCS 0.1%
Domestic prices in INR/MT. CNF prices in USD/MT.

Indian Statistics (Production/Export/Import)

Product	Unit	Quantity	Latest Month	Quantity	Previous Month	% Change M-o-M	Total 2023
Production							
Crude Steel	MnT	12.14	December'23	11.74	November'23	3.41	137.08
Hot Metal	MnT	7.36	December'23	6.98	November'23	5.44	85.21
Sponge Iron	MnT	4.39	December'23	4.29	November'23	2.33	48.49
Non Coking Coal	MnT	93.39	January'24	87.08	December'23	7.25	903.56
Coking Coal	MnT	6.35	January'24	5.84	December'23	8.73	65.03
Met Coke	MnT	4.07	December'23	4.21	November'23	-3.33	45.26
Pet Coke	MnT	1.10	September'23	1.25	August'23	-12.00	11.57
Lignite	MnT	4.04	January'24	3.64	December'23	10.99	42.07
Export							
Pig Iron	MnT	0.06	December'23	0.02	November'23	200.00	0.30
Met Coke	MnT	0.02	November'23	0.01	October'23	100.00	0.11
Import							
Non Coking Coal	MnT	13.70	January'24	15.29	December'23	-10.40	176.51
Coking Coal	MnT	4.77	January'24	4.99	December'23	-4.41	54.96
PCI Coal	MnT	0.94	January'24	0.85	December'23	10.59	15.18
Anthracite	MnT	0.12	January'24	0.11	December'23	9.09	1.84
Met Coke	MnT	0.28	January'24	0.48	December'23	-41.67	3.83
Pet Coke	MnT	0.62	January'24	0.88	December'23	-29.55	11.84

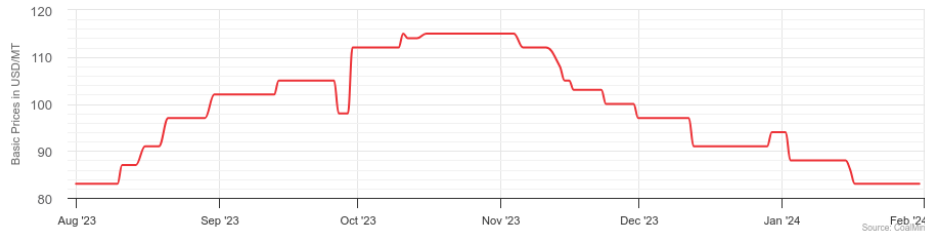
Global Statistics (Production/Export/Import)

County	Product	Unit	Quantity	Latest Month	Quantity	Previous Month	% Change M-o-M	Total 2023
Production								
China	Coal	MnT	455.59	December'23	454.36	November'23	0.27	5167.75
China	Met Coke	MnT	41.28	December'23	40.37	November'23	2.25	489.54
Indonesia	Coal	MnT	46.95	December'23	66.56	November'23	-29.46	743.63
Japan	Met Coke	MnT	2.15	November'23	2.22	October'23	-3.15	25.53
South Africa	Coal	MnT	20.28	October'23	20.66	September'23	-1.84	193.45
Ukraine	Met Coke	MnT	0.22	August'22	0.19	July'22	15.79	
Export								
Australia	Non Coking Coal	MnT	17.05	January'24	19.79	December'23	-13.85	199.39
Australia	Coking Coal	MnT	10.80	January'24	13.08	December'23	-17.43	147.93
China	Met Coke	MnT	0.79	December'23	0.81	November'23	-2.47	8.87
Indonesia	Non Coking Coal	MnT	32.41	December'23	30.97	November'23	4.65	352.96
Indonesia	Coking Coal	MnT	3.14	December'23	2.57	November'23	22.18	24.87
Indonesia	Met Coke	MnT	0.45	December'23	0.15	November'23	200.00	1.57
South Africa	Non Coking Coal	MnT	6.14	December'23	5.23	November'23	17.40	63.04
United States	Non Coking Coal	MnT	3.19	November'23	4.25	October'23	-24.94	35.47
United States	Coking Coal	MnT	3.82	November'23	3.88	October'23	-1.55	42.72
United States	Pet Coke	MnT	2.29	November'23	2.94	October'23	-22.11	34.38
Import								
China	Non Coking Coal	MnT	15.33	December'23	14.66	November'23	4.57	148.22
China	Coking Coal	MnT	11.46	December'23	9.92	November'23	15.52	102.51
China	Met Coke	MnT	0.01	December'23	0.01	November'23	0.00	0.24
Japan	Non Coking Coal	MnT	10.47	December'23	9.09	November'23	15.18	113.60
Japan	Coking Coal	MnT	2.59	December'23	3.26	November'23	-20.55	39.79
Pakistan	Non Coking Coal	MnT	0.89	January'24	0.74	December'23	20.27	5.83
South Korea	Non Coking Coal	MnT	8.88	August'23	8.61	July'23	3.14	61.91
South Korea	Coking Coal	MnT	2.20	August'23	1.58	July'23	39.24	14.67
Turkey	Non Coking Coal	MnT	3.37	December'23	2.88	November'23	17.01	34.89
Turkey	Coking Coal	MnT	0.19	December'23	0.50	November'23	-62.00	4.53

Global Price Indicators

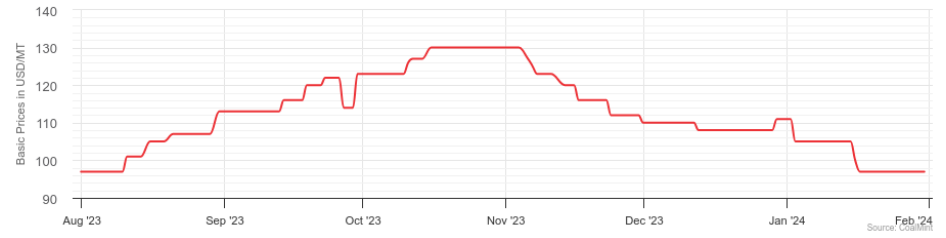
Non Coking Coal CNF India

— RB3 (4800 NAR), South Africa Origin



Non Coking Coal CNF India

— RB2 (5500 NAR), South Africa Origin



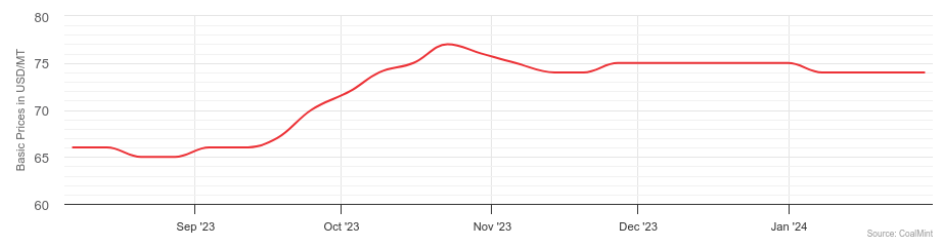
Non Coking Coal FOB South Africa Origin

— RB1 (6000 NAR)



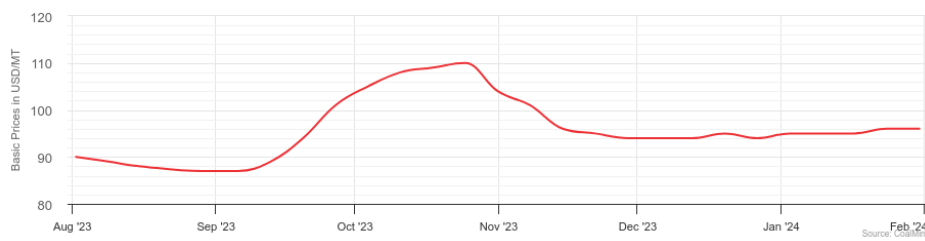
Non Coking Coal FOB Indonesia

— 4800 GAR



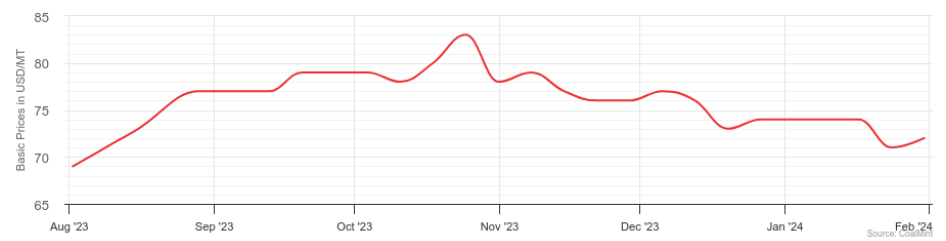
Non Coking Coal FOB Australia

— 0-50 mm, 5500 NAR



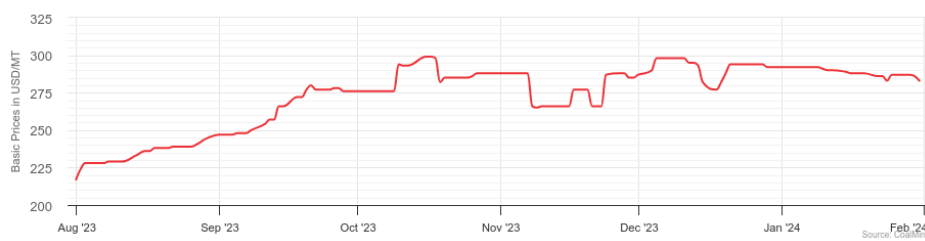
Non Coking Coal FOB USA

— 0-50 mm, 6000 NAR



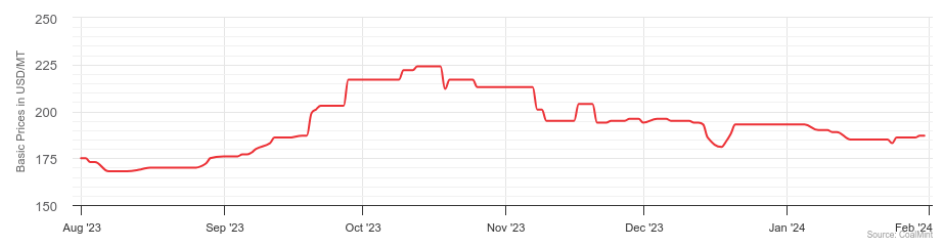
Coking Coal CNF India

— 0-40mm, HCC 64 Mid Vol, Australia Origin



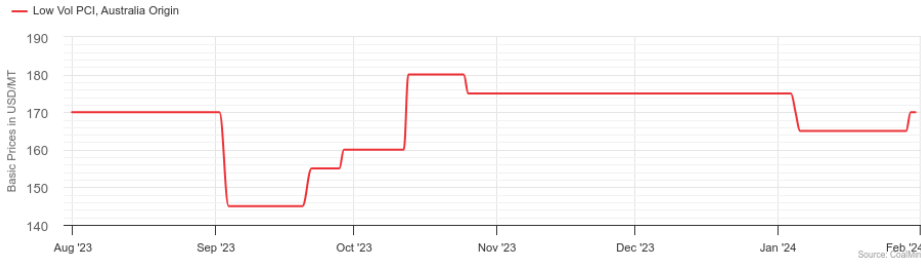
Coking Coal CNF India

— Low Vol PCI, Australia Origin



Global Price Indicators

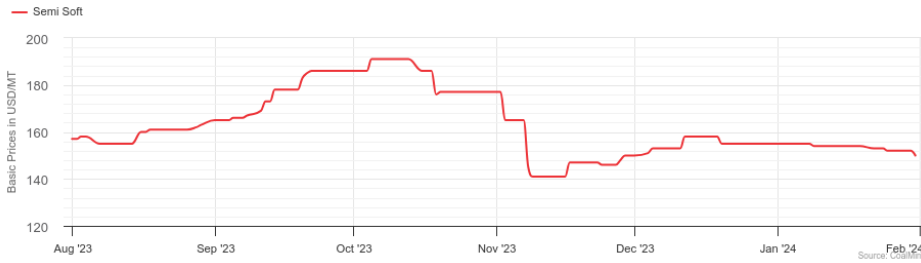
Coking Coal CNF India



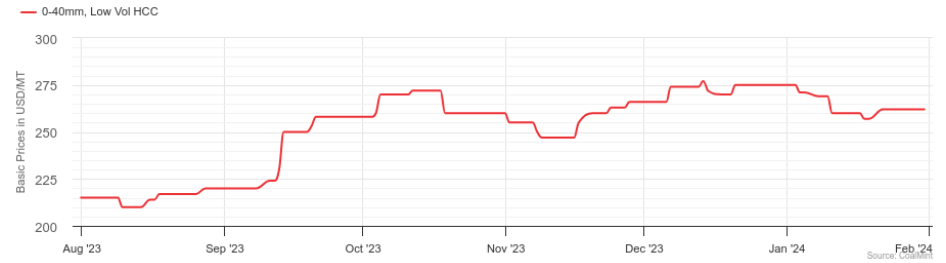
Coking Coal FoB Australia



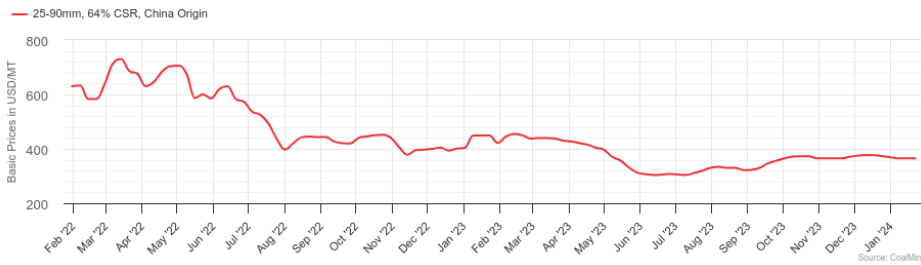
Coking Coal FoB Australia



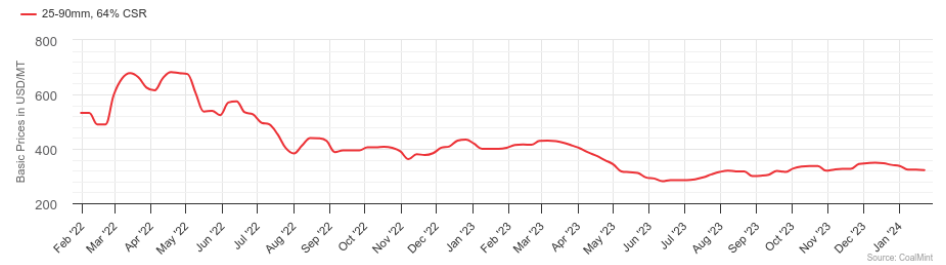
Coking Coal FOB USA



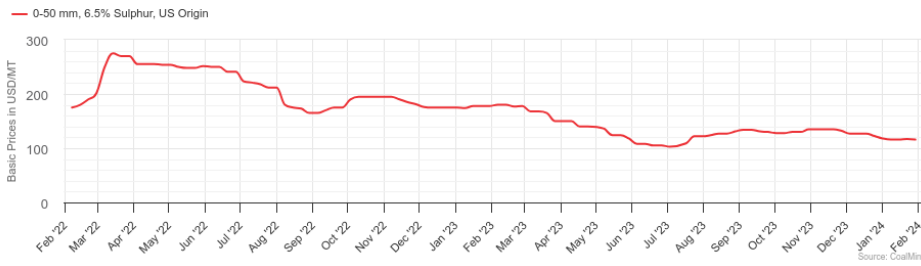
Met Coke CNF India



Met Coke FOB China



Pet Coke CNF Kandla, India



Pet Coke CNF Vizag, India

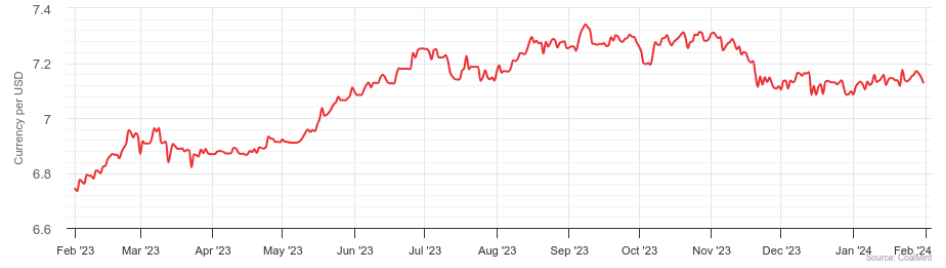


Currency Indicators (USD)

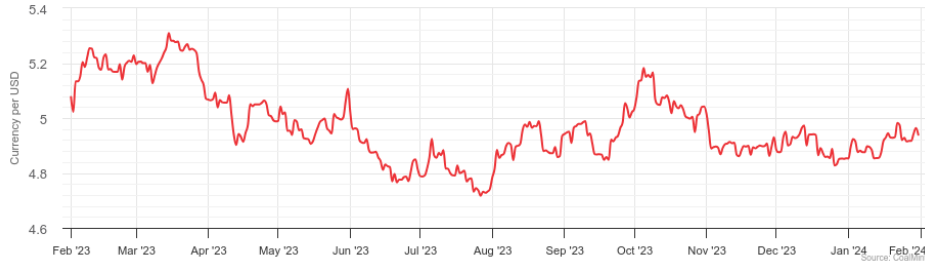
India (INR)



China (Yuan)



Brazil (Real)



Australia (Dollar)



South Africa (Rand)



Europe (Euro)



Russia (RUB)



Disclaimer:

CoalMint has taken due care and caution in compilation of content. Information is just for reference and is not intended for trading purposes or to address your specific requirement. The content includes facts, views, and opinions of individuals. We and our content licensors do not guarantee or warrant the accuracy, completeness or timeliness of, or otherwise endorse these views, and opinions. Users/Visitors discretion is advised based on their own independent enquiries, appraisals, wisdom and risks. CoalMint and its affiliates, or its employees, directors or agents shall not be liable for any loss or costs or any action whatsoever arising out of use or relying on the spot prices disseminated.
