

# Daily Steel Report

Issue 1125, Tuesday, 20 Feb 2024

## Contents

### Intel & Insights

---

#### Snap Shot - Global Prices (USD/MT)

---

#### Snap Shot - Indian Domestic Prices (INR/MT)

---

### Iron Ore

---

### Coal

---

### Scrap & Metallica

---

### Steel

---

### Ferro Alloy

---

### Non Ferrous

---

### India Domestic Billet Index

---

### Global Prices - Region Wise

---

### Live Tenders

---

## India

### Iron Ore

- » India: Over 85% of iron ore lumps fetch bids at OMC's auction [Read More](#)
- » India: Around 100,000 t of low-grade iron ore fines fetches premium in JSW's auction [Read More](#)
- » India: Around 100,000 t of iron ore lump to be auctioned from Karnataka [Read More](#)
- » BigMint's Daily Trade Sheet - 17 Feb'24 [Read More](#)

### Scrap & Metallics

- » South Asia: Imported ferrous scrap offers rise by up to to \$3/t in India, Bangladesh [Read More](#)
- » India: BigMint's scrap index continues to rise amid supply concerns [Read More](#)
- » India: Sponge iron prices inch up despite moderate buying - 19 Feb [Read More](#)
- » India: Melting scrap prices remain unchanged d-o-d in Alang [Read More](#)

### Steel

- » India: BigMint's billet index edges up by INR 100/t - 19 Feb'24 [Read More](#)
- » Indian DRI, billet and rebar update - 19 Feb [Read More](#)
- » India's Brand-wise Rebar Offers from BF and IF route mills - 19 Feb [Read More](#)
- » India steel index touches nearly 2-year low amid unchanged market fundamentals [Read More](#)

### Ferro Alloy

- » India: Buyers secure entire quantity at high premium at OMC's chrome ore auction [Read More](#)

### Non Ferrous

- » India's copper prices rise d-o-d [Read More](#)
- » India: Aluminium scrap prices remain range-bound [Read More](#)
- » India's base metals markets poised for steady growth but challenges remain- SMC Mumbai [Read More](#)
- » India: Hindustan Zinc hikes zinc, lead ingot prices by up to INR 3,400/t (\$40/t) [Read More](#)
- » LME base metal prices show positive trends; Lead stocks maintain growth [Read More](#)

## China

» China's imported iron ore prices to firm after CNY break

[Read More](#)

» China: Mills announce coke price cut of RMB 100/t (\$14/t)

[Read More](#)

» China: Steel billet prices fall RMB 20/t (\$3/t) after CNY holidays

[Read More](#)

» Chinese mills' steel stocks rise 28% over CNY break

[Read More](#)

## **South East Asia**

» Vietnam: Imported ferrous scrap prices remain stable amid post-holiday subdued steel demand

[Read More](#)

## **Far East Asia**

» Taiwan: Ferrous scrap imports rise by 11% m-o-m in Jan'24

[Read More](#)

» South Korea: CRC export volumes drop y-o-y in Jan'24; imports surge

[Read More](#)

» Japan: Tokyo Steel keeps steel prices stable for Mar'24 sales

[Read More](#)

## **CIS Nations**

» Turkiye: Imported ferrous scrap prices drop in recent deals

[Read More](#)

## Japan: Tokyo Steel keeps steel prices stable for Mar'24 sales

Feb 19, 2024 18:07

Tokyo Steel, Japan's top electric arc furnace steel producer, kept HRC (1.7-22mm) prices largely stable for March 2024 sales. In addition, the company has also kept rebar and H-beam prices stable unchanged for the same period. Notably, the

company has been keeping rebar and H-beam prices stable since August 2023. HRC (1.7-22mm): JPY 107,000/t (\$713/t) Rebar (D13~25): JPY 98,000/t (\$653/t) H-beam (100-300mm): JPY 127,000/t (\$847/t) Factors influencing prices Kanto scrap expo

[Continued](#)

### Snap Shot - Global Prices (USD/MT)

Commodity	Particular	Size,Grade	As on	Price	Change	1M	3M
<b>Iron Ore Fines</b> <sup>1</sup>	China Imports	Fines, Fe 62%	20 Feb   10.44 IST	\$129	-1	0	-4
<b>Iron Ore</b> <sup>1</sup>	Indian Imports	Lumps, Fe 64%	15 Feb   12.15 IST	\$135	0	-7	-10
<b>Pellets (Brazil)</b> <sup>2</sup>	China Imports	6-20 mm, Fe 65%	14 Feb   18.48 IST	\$143	+2	-2	-11
<b>Pellets (India)</b> <sup>2</sup>	China Imports	6-20 mm, Fe 63%	14 Feb   18.45 IST	\$129	0	-4	-13
<b>Coking</b> <sup>2</sup>	Australia Exports	Premium HCC	19 Feb   11.43 IST	\$315	0	-14.5	-8.2
<b>Non Coking</b> <sup>2</sup>	India Imports	RB2, S.Africa	19 Feb   13.09 IST	\$95	0	-2	-16.33
<b>Graphite Electrode</b> <sup>2</sup>	China Exports	600mm, UHP	05 Feb   18.51 IST	18,850 RMB/t	0	NA	-1,100
<b>Scrap</b> <sup>2</sup>	India Imports	Shredded	19 Feb   18.22 IST	\$417	+1	+2	+2.4
<b>Scrap</b> <sup>2</sup>	Turkey Imports	HMS 80:20	19 Feb   18.22 IST	\$413	-2	-6.4	+16.67
<b>Scrap</b> <sup>2</sup>	Pakistan Imports	Shredded	19 Feb   18.22 IST	\$440	0	+1.25	+23.8
<b>Scrap</b> <sup>2</sup>	Bangladesh Imports	Shredded	19 Feb   18.22 IST	\$435	+3	-4.5	0
<b>Scrap (Ship Breaking)</b> <sup>2</sup>	India Imports	Containers	14 Feb   13.26 IST	\$520	0	0	-30
<b>Billet</b> <sup>2</sup>	India Exports	150*150, 3SP/4SP	16 Feb   19.06 IST	\$511	0	0	+11
<b>Billet</b> <sup>2</sup>	Russia Exports	130*130, 3SP	16 Feb   19.06 IST	\$520	0	+5	+25
<b>Billet</b> <sup>2</sup>	Iran Exports	130*130, 3SP	16 Feb   19.06 IST	\$510	0	+23	+40
<b>Billet</b> <sup>2</sup>	Philippines Import	150*150, 3SP	16 Feb   19.01 IST	\$540	-5	-7.5	0
<b>Sponge Iron</b> <sup>2</sup>	India Exports	-	-	-	-	-	-
<b>Pig Iron</b> <sup>2</sup>	Russia Exports	Steel Grade	17 Feb   16.17 IST	\$407	+2	+17	+47
<b>HRC</b> <sup>2</sup>	China Exports	3-12mm, SS400	13 Feb   21.30 IST	\$565	0	-5	0
<b>Wire Rod</b> <sup>2</sup>	Nepal Import	5.5-6.0mm, Commercial Grade	17 Feb   13.39 IST	\$540	-9	-10	-30
<b>HRC</b> <sup>2</sup>	India Exports	2.5 mm, SAE1006	13 Feb   19.30 IST	\$597	0	-3	NA
<b>HRC</b> <sup>2</sup>	South Korea Exports	1.6-2.5mm, SAE 1006	09 Jan   15.40 IST	\$625	0	+5	NA
<b>HRC (China)</b> <sup>2</sup>	Vietnam Imports	2-3mm, SAE 1006	06 Feb   17.47 IST	\$600	-10	-5	+35
<b>HRC (China)</b> <sup>2</sup>	Dubai Imports	2-3mm, SAE 1006	06 Feb   17.47 IST	\$600	-10	-5	+35
<b>CRC</b> <sup>2</sup>	India Exports	0.9 mm, IS 513 Gr.O	14 Feb   18.45 IST	\$755	-15	-15	+30
<b>CRC</b> <sup>2</sup>	China Exports	0.90mm, SPCC	14 Feb   18.45 IST	\$655	0	0	0
<b>HR Plate</b> <sup>2</sup>	China Exports	5-10mm, SS 400	14 Feb   18.31 IST	\$580	0	+5	+10
<b>GP</b> <sup>2</sup>	China Exports	DX51D+z80, Width 1,000-1,500 mm, thickness 0.5-2mm	15 Feb   18.24 IST	\$685	0	+5	-15
<b>Silico Manganese</b> <sup>2</sup>	India Exports	25-150 mm, HC 65-16	19 Feb   18.55 IST	\$945	0	+32.75	+110.6
<b>Ferro Chrome</b> <sup>2</sup>	China Import	10-150mm, HC 60%	14 Feb   12.49 IST	¢94 /lb	0	-3	0
<b>Manganese Ore</b> <sup>2</sup>	India Imports	Lumps, Mn 37%,	17 Feb   13.03 IST	\$3.95 /dmtu	+0.05	+0.1	+0.25
<b>Ferro Manganese</b> <sup>2</sup>	India Exports	25-150 mm, HC 75%	19 Feb   19.00 IST	\$940	0	+31.25	+104.8
<b>Ferro Silicon</b> <sup>2</sup>	Bhutan Exports	10-50 mm, FeSi 70%	19 Feb   18.48 IST	\$1,340	0	NA	+55

1-Daily Assessment, 2-Weekly Assessment, 3-Monthly Assessment, W-O-W:Week On Week, 1M: Change over last month, 3M: Change over last 3 months

## South Asia: Imported ferrous scrap offers rise by up to to \$3/t in India, Bangladesh

Today, the South Asian ferrous scrap market continued to experience sluggish activity. Indian buyers continued to refrain from booking fresh scraps due to significant price disparities. Pakistani and Bangladeshi buyers were active, with

a few deals reported, but the volume remained low due to delays in payments and issues with LC opening. Shredded scrap offers increased by \$1-3/t in India and Bangladesh, while remaining unchanged in Pakistan. US bulk HMS (80:20)

[Continued](#)

### Snap Shot - Indian Domestic Prices (INR/MT)

Commodity	Particular	Size,Grade	As on	Price	Change	1M	3M
Fines/lumps <sup>2</sup>	Iron Ore Index	5-18 mm, Fe 63%, DR Grade	17 Feb   17.01 IST	6,950	-150	-450	-250
Fines/lumps <sup>2</sup>	Iron Ore Index	0-10 mm, Fe 63%	17 Feb   17.01 IST	5,950	-150	-150	+450
Iron Ore <sup>3</sup>	NMDC	6-40 mm, Fe 65.5%	24 Jan   10.49 IST	6,000	NA	NA	+800
Iron Ore <sup>3</sup>	NMDC	0-10 mm, Fe 64%	24 Jan   10.49 IST	5,310	NA	NA	+850
Pellets <sup>2</sup>	Raipur	6-20 mm, Fe 63%,	16 Feb   18.43 IST	9,500	0	-200	-200
Pellets <sup>2</sup>	Bellary	6-20 mm, Fe 63%	16 Feb   18.43 IST	10,550	-50	-325	+400
Met Coke <sup>2</sup>	Ex-India (East)	25-90 mm, Blast Furnace-grade	14 Feb   16.46 IST	34,000	0	-500	-3,000
Graphite Electrode <sup>3</sup>	Ex-India	600mm, UHP	22 Jan   15.01 IST	325,000	0	0	NA
Mill Scale <sup>2</sup>	FoR-Kandla	Fines, Fe 70/68%	17 Feb   16.48 IST	7,900	+50	-225	+225
Hms <sup>1</sup>	Ex-Mumbai	HMS	19 Feb   17.21 IST	32,500	0	-500	-1,500
Hms <sup>1</sup>	Ex-Alang	HMS	19 Feb   17.21 IST	34,000	0	-100	-2,200
Pig Iron <sup>1</sup>	Ex-Durgapur	Steel Grade	19 Feb   18.18 IST	38,500	-50	0	+1,500
Pig Iron <sup>1</sup>	Ex-Ludhiana, Foundary	Foundry Grade	19 Feb   13.27 IST	42,800	0	-800	+300
Sponge Pellet <sup>1</sup>	Ex-Raipur	Lumps, FeM 80%, +/-1	19 Feb   17.52 IST	26,450	+50	0	-500
Billet <sup>1</sup>	Ex-Mumbai	100x100mm, IS 2831	19 Feb   18.13 IST	43,000	+200	+300	+400
Billet <sup>1</sup>	Ex-Raipur	100x100mm, IS 2831	19 Feb   18.13 IST	39,350	+100	-400	-700
TMT (Re-Bar) Secondary mills <sup>1</sup>	Ex-Mumbai	12-25mm, IF Route, Fe 500, IS 1786	19 Feb   13.27 IST	48,200	+100	-500	-500
TMT (Re-Bar) Secondary mills <sup>1</sup>	Ex-Delhi/NCR	12-25mm, IF Route, Fe 500, IS 1786	19 Feb   13.27 IST	46,000	-200	-800	-500
TMT (Re-Bar) <sup>2</sup>	Ex-Mumbai	12-32mm, BF Route, IS 1786 Fe 500D	16 Feb   17.39 IST	51,800	-300	+300	-3,500
Structure <sup>1</sup>	Ex-Mumbai	40x40 Angle, IF Route, IS 2062/2011 E-250 Gr A	20 Feb   10.20 IST	49,500	0	-600	-700
Wire Rod <sup>1</sup>	Ex-Raipur	5.5 mm, SWRY 14 LC Gr 3, Induction route	19 Feb   17.20 IST	43,000	0	-400	-1,300
HRC <sup>2</sup>	Ex-Delhi	2.5-8mm, IS2062, Gr E-250	16 Feb   18.13 IST	54,000	0	-950	-4,000
HRC <sup>2</sup>	Ex-Mumbai	2.5-8mm / CTL, IS2062, Gr E-250	16 Feb   18.13 IST	54,000	-100	-100	-1,000
CRC <sup>2</sup>	Ex-Delhi	0.90mm, IS 513 Gr O	16 Feb   18.24 IST	60,900	0	-600	-2,400
CRC <sup>2</sup>	Ex-Mumbai	0.90mm, IS 513 Gr O	16 Feb   18.24 IST	61,600	0	-350	-800
HR Plate <sup>2</sup>	Ex-Mumbai	5-10mm, Gr E-250	14 Feb   20.38 IST	54,500	0	-100	-2,200
GP <sup>2</sup>	Ex-Mumbai	0.8mm, 120 GSM	15 Feb   18.10 IST	65,600	-500	-700	-2,700
Silico Manganese <sup>2</sup>	Ex-Raipur	25-150 mm, HC 60-14	19 Feb   18.55 IST	68,200	-200	+3,450	+5,580
Ferro Manganese <sup>2</sup>	Ex-Raipur	25-150 mm, HC 70%	19 Feb   18.59 IST	68,000	-500	+2,825	+5,170
Ferro Chrome <sup>2</sup>	Ex-Jajpur	10-150mm, HC 60%, Si- 4%	16 Feb   10.13 IST	117,800	-100	+4,950	+12,800
Manganese Ore <sup>2</sup>	Ex Balaghat, MOIL	Lumps, Mn 37%, Fe 7.5%	01 Feb   10.40 IST	12,832	+611	+611	NA
Chrome Ore <sup>2</sup>	Ex-Odisha OMC, E-auction	Lumps, Friable 48-50%	19 Feb   22.42 IST	27,343	+1,749	NA	NA

\*Basic Price GST @ 18% extra

1-Daily Assessment, 2-Weekly Assessment, 3-Monthly Assessment, W-O-W: Week On Week, 1M: Change over last month, 3M: Change over last 3 months

**Iron Ore (India)**

Particular/Delivery	Size/Grade	Delivery	As On	Price	Change	1M	3M
Indian prices (in INR/MT)							
<b>Odisha Iron Ore Index</b>	0-10mm, Fe 60%	Ex-mines	17 Feb   17.01 IST	5,150	- 50	- 300	+ 650
	0-10 mm, Fe 63%	Ex-mines	17 Feb   17.01 IST	5,950	- 150	- 150	+ 450
	10-30mm, Fe 63%, BF Grade	Ex-mines	17 Feb   17.01 IST	6,100	0	- 200	+ 100
	5-18 mm, Fe 63%, DR Grade	Ex-mines	17 Feb   17.01 IST	6,950	- 150	- 450	- 250
	10-30 mm, lumps, Fe 60%	Ex-mines	17 Feb   17.01 IST	5,200	0	- 300	0
	5-18 mm, Lumps, Fe 60%	Ex-mines	17 Feb   17.01 IST	5,900	- 150	- 500	+ 100
	0-10mm, Fe 62%	Ex-mines	17 Feb   17.01 IST	5,650	- 150	- 200	+ 650
<b>OMC Gandhamardan</b>	0 -5 mm, Fe 64-62%	Ex-Mines	19 Jan   12.10 IST	5,750	NA	NA	NA
<b>OMC Daitari</b>	0 -5 mm, Fe 62-64%	Ex-Mines	19 Jan   12.10 IST	6,050	NA	NA	+ 1,200
	10-40 mm, Fe 62%	Ex-Mines	19 Jan   12.10 IST	6,300	+ 400	+ 400	+ 550
<b>OMC Kurmitar (Koirā)</b>	0 -5 mm, Fe 62-60%	Ex-Mines	19 Jan   12.10 IST	4,600	+ 100	+ 100	+ 450
	10-40 mm, Fe 62%	Ex-Mines	19 Jan   12.10 IST	5,700	- 50	- 50	- 400
<b>OMC Gandhamardan</b>	0 -5 mm, Fe 62-60%	Ex-Mines	19 Jan   12.10 IST	5,650	+ 700	+ 700	+ 1,500
	10-40 mm, Fe 62%	Ex-Mines	19 Jan   12.10 IST	5,800	- 50	- 50	+ 250
<b>OMC Guali</b>	Fines -5 mm, Fe 60-62%	Ex-mines	19 Jan   12.10 IST	6,000	+ 400	+ 400	+ 1,000
	5-18 mm, Fe 62%	Ex-mines	19 Jan   12.10 IST	6,200	+ 200	+ 200	- 150
<b>OMC Jilling</b>	Fines -5 mm, Fe 60-62%	Ex-mines	19 Jan   12.10 IST	6,000	+ 150	+ 150	+ 800
	5-18 mm, Fe 62%	Ex-mines	19 Jan   12.10 IST	7,850	+ 150	+ 150	+ 50
<b>NMDC, Chhattisgarh</b>	10-150 mm, Fe 65.5%	F.O.R Siding	24 Jan   10.49 IST	5,920	NA	NA	+ 800
	6-40 mm, Fe 65.5%	F.O.R Siding	24 Jan   10.49 IST	6,000	NA	NA	+ 800
	0 -10 mm, Fe 64%	F.O.R Siding	24 Jan   10.49 IST	5,310	NA	NA	+ 850
	10-40 mm, Fe 67%, DR CLO	F.O.R Siding	24 Jan   10.49 IST	7,220	NA	NA	+ 700
<b>Karnataka e-auction</b>	Lumps 10-20mm, Fe 63%	Ex-Mines	31 Jan   17.25 IST	5,150	0	0	+ 650
	Fines 0 -5 mm, Fe 60%	Ex-Mines	31 Jan   17.25 IST	4,150	0	0	+ 550

**Pellets (India)**

Indian prices (in INR/MT)							
<b>Ex-Barbil</b>	6-20 mm, Fe 63%, (+/- 0.5%)	FOR Siding	16 Feb   18.43 IST	8,600	0	- 500	+ 150
<b>Ex-Durgapur</b>	6-20 mm, Fe 63%, (+/- 0.5%)	Ex-Works	16 Feb   18.43 IST	9,350	0	- 400	+ 50
<b>Ex-Jamshedpur</b>	6-20 mm, Fe 63%	Ex-Works	16 Feb   18.43 IST	9,200	0	- 400	+ 300
<b>Ex-Jharsugda</b>	6-20 mm, Fe 63%, (+/- 0.5%)	Ex-Works	16 Feb   18.43 IST	9,000	+ 100	+ 50	- 225
<b>Ex-Raipur</b>	6-20 mm, Fe 63%, (+/- 0.5%)	Ex-Works	16 Feb   18.43 IST	9,500	0	- 200	- 200
<b>Ex-Kandla</b>	6-20 mm, Fe 64/63%	DAP	16 Feb   18.43 IST	12,200	0	- 600	- 300
<b>Ex-Bellary</b>	6-20 mm, Fe 63%	Ex-Works	16 Feb   18.43 IST	10,550	- 50	- 325	+ 400

Weekly Assessment, GST @ 5% extra., Barbil and Kandla - Prices Loaded to Wagons

**Iron Ore (Global)**

Global prices (in USD/MT)							
<b>CNF China</b>	Fines, Fe 61.5% (Australia Origin)	-	20 Feb   10.44 IST	\$127	- 1	0	- 4
<b>CNF China</b>	Fines, Fe 62% (Australia Origin)	-	20 Feb   10.44 IST	\$129	- 1	0	- 4
<b>CNF China</b>	Fines, Fe 62.5% (Brazil Origin)	-	19 Feb   10.50 IST	\$134	+ 2	+ 2	- 2
<b>CNF China</b>	Fines, Fines 63/62% (India origin)	-	19 Feb   10.50 IST	\$124	+ 2	+ 2	+ 1
<b>CNF China</b>	Lumps, Fe 64/63% (South Africa Origin)	-	19 Feb   10.50 IST	\$143	+ 2	+ 2	- 4
<b>CNF China</b>	Lumps, USD/dmtu	-	20 Feb   10.44 IST	\$0.1325	0	- 0.024	- 0.0385
<b>CNF China</b>	Fines, Fe 55% (India Origin)	-	15 Feb   18.28 IST	\$91	0	0	- 4
<b>CNF China</b>	Fines, Fe 56% (India Origin)	-	15 Feb   18.28 IST	\$94	0	0	- 4
<b>CNF China</b>	Fines, Fe 57% (India origin)	-	15 Feb   18.28 IST	\$97	0	0	- 3
<b>CNF India</b>	Lumps, Fe 64% (South Africa origin)	-	15 Feb   12.15 IST	\$135	0	- 7	- 10

Prices on DMT basis (Daily Assessment), India- Single Port Loading, FOB prices including demurrage, June to November: Moisture@ 10%, December to May: Moisture@ 8%, Or, actual moisture as per cargo certificate submitted by shipper to be adjusted

## Pellets (Global)

Global prices (in USD/MT)

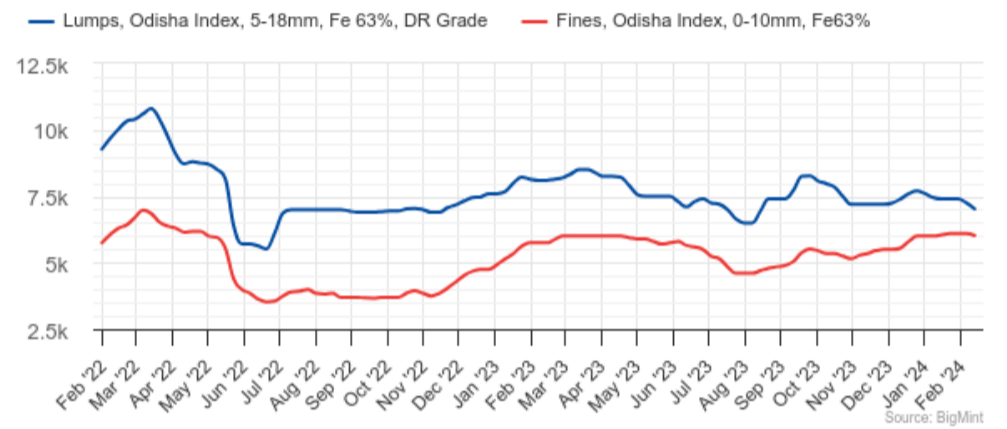
<b>CNF China</b>	6-20 mm, Fe 63% (India Origin)	-	14 Feb   18.45 IST	\$129	0	-4	-13
	6-20 mm, Fe 65% (Brazil Origin)	-	14 Feb   18.48 IST	\$143	+2	-2	-11
<b>FOB India</b>	6-20 mm, Fe 63%	-	14 Feb   18.45 IST	\$115	0	-5	-15
<b>CNF China</b>	5-20mm, Fe 63%	-	15 Feb   10.47 IST	\$6.4	+0.1	-1.1	-4.2
	6-20mm	-	15 Feb   10.47 IST	\$14.35	+0.05	-0.15	-6.65

Note:- W-O-W: Week On Week, 1M: Change over last month, 3M: Change over last 3 months

### Iron Ore Fines, CNF Rizhao China



### Odisha Iron Ore Price Index (Lumps & Fines)







**China's imported iron ore prices to firm after CNY break**

2024-02-19 | Iron Ore

[Read More](#)



**BigMint's Daily Trade Sheet - 17 Feb'24**

2024-02-19 | Iron Ore

[Read More](#)

Mines	Size (mm)	Fe (%)	Base price as on 19 Jan'24 (INR/t)	Base price as on 19 Feb'24 (INR/t)	Base price as on 19 Feb'24 (INR/t)	Quantity offered as on 19 Feb'24 (t)	Quantity booked as on 19 Feb'24 (t)
<b>Gandhamardan</b>	10-40 (Block B)	62%	4650	4800	4650	300000	300000
<b>Koira</b>	10-40	62%	5850	5700	5850	90000	90000
<b>Daitari</b>	10-40	62%	5150	5300	5150	20000	20000
<b>Tiring Pahar</b>	10-40	62%	7150	7150	7100	30,000	18,000
<b>Gualti</b>	5-18	62%	6150	6200	6100	1,50,000	1,12,000
	18-40	62%	5450	5350	5400	6,400	25,000
<b>Jiling</b>	5-18	62%	7850	7850	7150	1,00,000	98,000
	18-40	62%	7150	7500	7150	1,50,000	1,50,000
<b>Apahatu quarry of Jiling</b>	5-18	62%	6350	6350	6100	1,00,000	21,000
	18-40	62%	6850	6900	6800	2,00,000	1,93,000
<b>Khandabandi</b>	10-40	62%	6150	7000	6100	6,000	6,000
<b>Banspani</b>	10-40	65%	5900	5400	5850	32,000	20,000
<b>Unchabali</b>	10-40	62%	5250	5250	5200	8,000	8,000
	5-18	60%	4350	4700	4300	4,800	20,000
<b>Roids C</b>	5-18	64%	5300	7250	6300	20,000	20,000
<b>Total</b>						<b>1243000</b>	<b>1089000</b>

**India: Over 85% of iron ore lumps fetch bids at OMC's auction**

2024-02-19 | Iron Ore

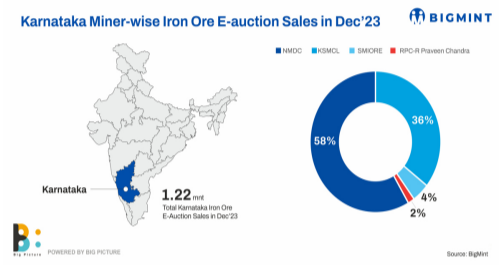
[Read More](#)



**India: Around 100,000 t of low-grade iron ore fines fetches premium in JSW's auction**

2024-02-19 | Iron Ore

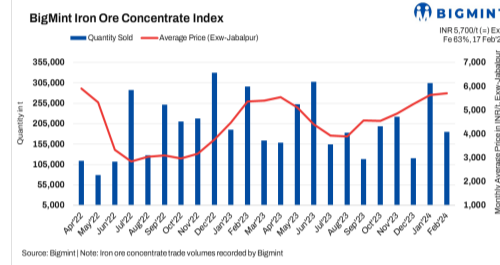
[Read More](#)



**India: Around 100,000 t of iron ore lump to be auctioned from Karnataka**

2024-02-19 | Iron Ore

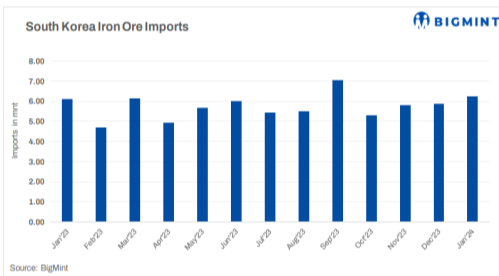
[Read More](#)



**India: Iron ore concentrate prices stay firm, market awaits OMC auction results**

2024-02-17 | Iron Ore

[Read More](#)



**South Korea: Iron ore imports inch up by 6% m-o-m in Jan'24**

2024-02-17 | Iron Ore

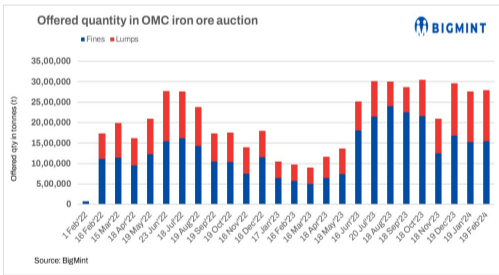
[Read More](#)



**India: JSW issues auction notice for nearly 100,000 t iron ore from Odisha**

2024-02-17 | Iron Ore

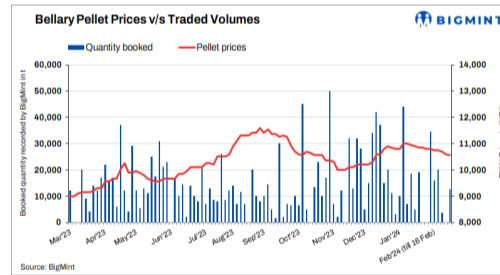
[Read More](#)



**India: OMC cuts base prices upto INR 400/t m-o-m for upcoming iron ore auction**

2024-02-16 | Iron Ore

[Read More](#)



**India: Pellet prices remain largely stable in Bellary**

2024-02-16 | Iron Ore

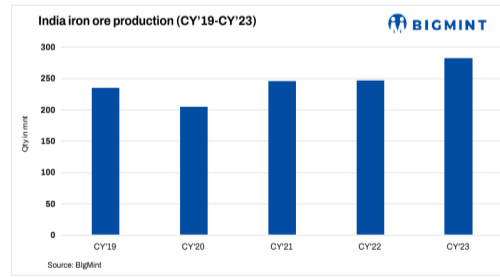
[Read More](#)



**Gujarat steel mills purchase 50,000 t of pellets from central India**

2024-02-16 | Iron Ore

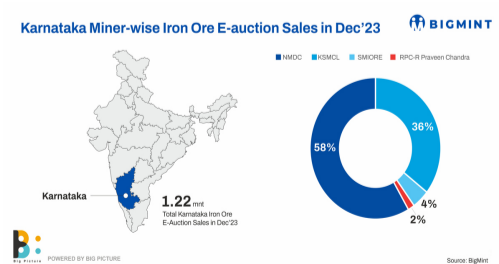
[Read More](#)



**India: Buyers book entire quantity in SAIL Barsua's iron ore auction**

2024-02-16 | Iron Ore

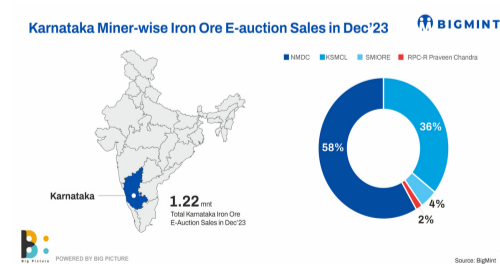
[Read More](#)



**India: SKMEPL to auction 100,000 t of iron ore from Karnataka**

2024-02-16 | Iron Ore

[Read More](#)



**India: NMDC to auction 415,000 t of iron ore from Karnataka**

2024-02-15 | Iron Ore

[Read More](#)



**Non Coking (India)**

Particular/Delivery	Size/Grade	Delivery	As On	Price	Change	1M	3M
Indian prices (in INR/MT)							
Ex-Gangavaram	RB2 (5500 NAR), S.Africa	Ex-Port	19 Feb   15.39 IST	8,600	0	-200	-1,400
	RB3 (4800 NAR), South Africa	Ex-Port	19 Feb   15.39 IST	7,400	0	-400	-1,500

**Met Coke (India)**

Indian prices (in INR/MT)							
Ex-Jajpur	25-90 mm, Blast Furnace-grade	Ex-Yard	14 Feb   16.46 IST	34,000	0	-500	-3,000
Ex-Gandhidham	25-90 mm, Blast Furnace-grade	Ex-Yard	14 Feb   16.46 IST	33,500	0	-500	-2,500

**Coking (Global)**

Global prices (in USD/MT)							
CNF India	0-40mm, HCC 64 Mid Vol, Australia	-	19 Feb   11.46 IST	\$277	0	-8.5	-9.6
	0-40mm, Premium HCC, Australia	-	19 Feb   11.46 IST	\$331	0	-13.75	-10.2
	Low Vol PCI, Australia	-	19 Feb   11.46 IST	\$181	0	-3.75	-14.4
FOB Australia	0-40mm, Low Vol PCI	-	19 Feb   11.43 IST	\$166	0	-4	-11.6
	HCC 64 Mid Vol	-	19 Feb   11.43 IST	\$262	0	-8.25	-6.6
	Premium HCC	-	19 Feb   11.43 IST	\$315	0	-14.5	-8.2

**Non Coking (Global)**

Global prices (in USD/MT)							
CNF India	RB1 (6000 NAR), S.Africa	-	19 Feb   13.09 IST	\$110	0	-2	-17.33
	RB2 (5500 NAR), S.Africa	-	19 Feb   13.09 IST	\$95	0	-2	-16.33
	RB3 (4800 NAR), S.Africa	-	19 Feb   13.09 IST	\$81	0	-2	-18
FOB South Africa	RB1 (6000 NAR)	-	19 Feb   13.08 IST	\$92	0	0	-20.33
	RB2 (5500 NAR)	-	19 Feb   13.08 IST	\$77	0	0	-19.33
	RB3 (4800 NAR)	-	19 Feb   13.08 IST	\$63	0	0	-21

**Met Coke (Global)**

Global prices (in USD/MT)							
FOB China	25-90mm, 64% CSR	-	08 Feb   16.38 IST	\$320	-1	-4	-6
CNF India	25-90mm, 64% CSR, China	-	08 Feb   16.41 IST	\$363	-2	-2	-2
	64% CSR, Japan origin	-	08 Feb   16.41 IST	\$375	+5	+5	+5

Note:- W-O-W: Week On Week, 1M: Change over last month, 3M: Change over last 3 months

## Sponge (India)

Region	Particular	Sponge Iron (C-DRI)				Pellet Sponge (P-DRI)			
		Price	Change	W-O-W	1M	Price	Change	W-O-W	1M
Indian prices (in INR/MT) <span style="float: right;">As on 19 Feb 2024</span>									
<b>North India</b>	Mandi Gobindgarh	31,200	+ 200	+ 600	- 300	-	-	-	-
<b>East India</b>	Durgapur	26,000	+ 200	- 300	- 2,100	24,700	- 100	+ 200	- 1,250
<b>East India</b>	Rourkela	26,350	0	+ 350	- 400	-	-	-	-
<b>Central India</b>	Raigarh	27,050	+ 50	+ 550	0	25,750	+ 50	+ 200	+ 250
<b>Central India</b>	Raipur	30,050	+ 200	+ 950	+ 650	26,450	+ 50	+ 350	0
<b>South India</b>	Bellary	27,450	+ 100	+ 350	- 150	26,450	+ 100	+ 300	- 100
<b>Eastern India</b>	Ramgarh	26,500	0	+ 100	- 1,500	25,000	0	+ 100	- 1,000
<b>East India</b>	Jharsugda	-	-	-	-	25,000	0	+ 300	- 100
<b>South India</b>	Hyderabad	-	-	-	-	27,150	0	+ 150	- 150

All prices are basic, GST extra.

## Pig Iron (India)

Particular/Delivery	Size/Grade	Delivery	As On	Price	Change	1M	3M
Indian prices (in INR/MT)							
<b>DAP-Ludhiana</b>	Steel Grade	DAP	19 Feb   18.18 IST	39,500	0	- 200	- 300
<b>Ex-Bokaro</b>	Steel Grade	Ex-Plant,Bokaro	31 Oct   15.40 IST	37,350	0	0	0
<b>Ex-Burnpur</b>	Steel Grade	Ex-Plant,Burnpur	17 Nov   15.36 IST	36,500	+ 500	0	0
<b>Ex-Durgapur</b>	Steel Grade	Ex-Works	19 Feb   18.18 IST	38,500	- 50	0	+ 1,500
		Ex-Plant,Durgapur	14 Feb   15.43 IST	37,850	- 50	- 50	+ 1,850
<b>Ex-Rourkela</b>	Steel Grade	Ex-Plant,Rourkela	14 Feb   15.43 IST	36,900	- 340	- 500	+ 950
<b>Ex-Bhilai</b>	Steel Grade	Ex-Plant,Bhilai	15 Dec   17.24 IST	36,250	- 350	0	- 350
<b>DAP-Raigarh</b>	Steel Grade	DAP	19 Feb   18.18 IST	37,500	0	- 150	+ 1,150
<b>DAP-Raipur</b>	Steel Grade	DAP	19 Feb   18.18 IST	36,750	+ 50	- 950	+ 100
<b>DAP-Hyderabad</b>	Steel Grade	DAP	19 Feb   13.30 IST	37,600	- 400	- 900	- 500
<b>DAP-Delhi</b>	Foundry Grade	DAP	19 Feb   13.27 IST	42,600	- 100	- 1,400	- 100
<b>DAP-Ludhiana</b>	Foundry Grade	DAP	19 Feb   13.27 IST	42,800	0	- 800	+ 300
<b>Ex-Durgapur</b>	Foundry Grade	Ex-Works	19 Feb   13.27 IST	44,000	0	0	+ 1,500
<b>Ex-Kharagpur</b>	Foundry Grade	Ex-Works	19 Feb   13.27 IST	44,000	0	0	+ 1,500
<b>DAP-Ahmedabad</b>	Foundry Grade	DAP	19 Feb   13.27 IST	47,000	0	0	+ 400
<b>DAP-Kolhapur</b>	Foundry Grade	DAP	19 Feb   13.27 IST	47,000	0	+ 200	+ 500

Indian pig iron price assessment frequency has been increased from weekly to daily basis.

## Re - Rolling Scrap (India)

Indian prices (in INR/MT)							
<b>Ex-Alang</b>	1 Inch, Ship Breaking	Ex-Yard	19 Feb   10.51 IST	40,300	0	+ 600	- 1,000
	1-2 KG, Ship Breaking	Ex-Yard	20 Feb   10.30 IST	35,700	+ 200	+ 100	- 1,600
	12-14mm(8 ANE), Ship Breaking	Ex-Yard	19 Feb   10.51 IST	39,500	0	+ 500	- 1,000
	15-18mm(10 ANE), Ship Breaking	Ex-Yard	19 Feb   10.51 IST	40,000	0	+ 500	- 1,000
	19-22mm(12 ANE), Ship Breaking	Ex-Yard	19 Feb   10.51 IST	40,300	0	+ 700	- 900
	2-5 KG, Ship Breaking	Ex-Yard	19 Feb   10.51 IST	37,500	- 100	+ 500	- 1,100
	5-10 KG, Ship Breaking	Ex-Yard	19 Feb   10.51 IST	38,900	0	+ 900	- 700
	6-8mm(4 ANE) , Ship Breaking	Ex-Yard	19 Feb   10.51 IST	37,000	0	+ 800	- 800
	9-11mm(6 ANE), Ship Breaking	Ex-Yard	19 Feb   10.51 IST	38,000	0	+ 700	- 800
	Attachment, Ship Breaking	Ex-Yard	20 Feb   10.30 IST	35,500	+ 200	+ 100	- 1,600
	HMS(80:20), Ship Breaking	Ex-Yard	20 Feb   10.30 IST	34,200	+ 200	+ 100	- 1,600

## Melting Scrap (India)

Particular/Delivery	Size/Grade	Delivery	As On	Price	Change	1M	3M
Indian prices (in INR/MT)							
Ex-Ludhiana	End Cutting	DAP	19 Feb   17.21 IST	36,800	-100	-500	-400
	Turning Boring Scrap	DAP	19 Feb   17.21 IST	33,900	-100	-600	-700
	CI Scrap, Mixed Size	DAP	19 Feb   17.21 IST	37,500	0	-1,000	-1,000
	CR Busheling (Loose)	DAP	19 Feb   17.21 IST	38,100	+200	0	0
Ex-Mandi	LMS (Light Melting Scrap)	DAP	19 Feb   17.21 IST	33,100	+400	0	+200
	CR Busheling (Loose)	DAP	19 Feb   17.21 IST	38,200	+200	-200	-200
	End Cutting	DAP	19 Feb   17.21 IST	37,400	+300	-100	-100
	HMS(80:20)	DAP	19 Feb   17.21 IST	35,700	+400	-100	0
Ex-Durgapur	HMS(80:20)	DAP	19 Feb   17.21 IST	34,500	0	-500	-1,000
Ex-Raipur	End Cutting	DAP	19 Feb   17.21 IST	36,100	0	-900	-1,200
	HMS(80:20)	DAP	19 Feb   17.21 IST	34,100	0	-900	-1,200
Ex-Ahmedabad	CR Busheling (Bundle)	DAP	19 Feb   17.21 IST	38,300	+100	-900	-1,500
	HMS(80:20)	DAP	19 Feb   17.21 IST	33,000	0	-200	-2,200
Ex-Alang	HMS(80:20)	Ex-Yard	19 Feb   17.21 IST	34,000	0	-100	-2,200
Ex-Jalna	CR Busheling (Loose)	DAP	19 Feb   17.21 IST	35,800	0	+200	-2,200
	HMS(80:20)	DAP	19 Feb   17.21 IST	32,800	0	+200	-2,200
Ex-Mumbai	HMS(80:20)	DAP	19 Feb   17.21 IST	32,500	0	-500	-1,500
Ex-Chennai	Turning Boring Scrap	DAP	19 Feb   17.21 IST	30,500	-300	-500	-1,800
	CR Busheling (Bundle)	DAP	19 Feb   17.21 IST	35,200	0	0	-1,800
	HMS(80:20)	DAP	19 Feb   17.21 IST	31,400	-400	-600	-1,900
	HMS(90:10)	DAP	19 Feb   17.21 IST	32,800	-300	-700	-1,900
Ex-Coimbatore	CI Scrap, Mixed Size	DAP	19 Feb   17.21 IST	37,400	-200	-1,800	-1,900
Ex-Hyderabad	HMS(80:20)	DAP	19 Feb   17.21 IST	31,300	0	-200	-1,200
	HMS(90:10)	DAP	19 Feb   17.21 IST	32,800	0	-200	-1,200
Ex-Bhilai	9-13 Meters, 60 KG	Ex-works	25 Jan   12.24 IST	41,041	+1,041	+941	-1,959

## Mill Scale (India)

Indian prices (in INR/MT)							
Ex Plant, Raipur	Fines, Fe 70/68%	EXW	17 Feb   16.48 IST	6,850	-50	-450	-700
Ex-Kandla	Fines, Fe 70/68%	DAP	17 Feb   16.48 IST	7,900	+50	-225	+225

## Sponge Iron (Global)

Particular/Delivery	Size/Grade	Delivery	As On	Price	Change	1M	3M
Global prices (in USD/MT)							
CNF Bangladesh	FeM 80% (+/-1), 100% lumps	-	15 Feb   17.44 IST	\$360	-2	-15	-40
CNF Nepal	Mix (70% lumps, 30% fines), FeM 80% (+/-1)	-	15 Feb   17.44 IST	\$353	-3	-12	-32

## Melting Scrap (Global)

Global prices (in USD/MT)							
FOB Europe	HMS 80:20 (Bulk)	-	14 Feb   18.21 IST	\$386	-2	+2	+30
FOB USA	HMS 80:20	-	19 Feb   18.23 IST	\$389	-2	-4.5	+30.2
	Shredded	-	19 Feb   18.23 IST	\$408	-3	-5.5	+30.2
CNF Bangladesh	H2 (Bulk, Japan origin)	-	14 Feb   18.19 IST	\$428	-2	-2	+15
	HMS 80:20 (Bulk, US Origin)	-	14 Feb   18.19 IST	\$433	0	+3	+18
	HMS 80:20 (Containers, Europe Origin)	-	19 Feb   18.22 IST	\$413	0	-5.75	-3
	Shredded (Containers, UK Origin)	-	19 Feb   18.22 IST	\$435	+3	-4.5	0
CNF China	H2	-	19 Feb   11.56 IST	\$374	0	-5	+8
	HMS 80:20 (Bulk)	-	19 Feb   11.56 IST	\$370	0	-10.75	+1.2
	Shredded	-	19 Feb   11.56 IST	\$415	0	+3.25	+16.6

<b>CNF India</b>	HMS 80:20 (Europe Origin,Containers)	-	19 Feb   18.22 IST	\$389	+1	-7.5	-2.8
	HMS 80:20 (West Africa Origin, Containers)	-	19 Feb   18.22 IST	\$385	0	-8.5	+0.2
	HMS 80:20 (West Africa Origin,Containers)	-	19 Feb   18.22 IST	\$387	0	-8.5	-1.8
	Shredded (Europe Origin, Containers)	-	19 Feb   18.22 IST	\$417	+1	+2	+2.4
	Shredded (US Origin, Containers)	-	19 Feb   18.22 IST	\$412	0	0	+1.4
<b>CNF Pakistan</b>	Shredded (Containers, Europe Origin)	-	19 Feb   18.22 IST	\$440	0	+1.25	+23.8
<b>CNF Taiwan</b>	HMS 80:20 (US Origin,Containers)	-	14 Feb   18.19 IST	\$375	0	NA	0
<b>CNF Thailand</b>	HMS 70:30	-	29 Jan   17.41 IST	\$352	+2	+2	+17
<b>CNF Turkey</b>	HMS 80:20 (Bulk, US Origin)	-	19 Feb   18.22 IST	\$413	-2	-6.4	+16.67
<b>CNF Vietnam</b>	H2, (Bulk,Japan origin)	-	19 Feb   18.22 IST	\$400	0	-5	+15
	HMS 80:20 (Bulk, US Origin)	-	19 Feb   18.22 IST	\$410	0	-10	+20

## Pig Iron (Global)

Particular/Delivery	Size/Grade	Delivery	As On	Price	Change	1M	3M
Global prices (in USD/MT)							
<b>FOB Black Sea</b>	Steel Grade	-	17 Feb   16.17 IST	\$407	+2	+17	+47
<b>FOB Brazil</b>	Steel Grade	-	17 Feb   16.17 IST	\$452	0	0	+30
<b>CNF Italy</b>	Steel Grade	-	17 Feb   16.22 IST	\$457	+2	+10	+37

Weekly Assessment,, \*Tender Prices in export

## Ship Breaking (Global)

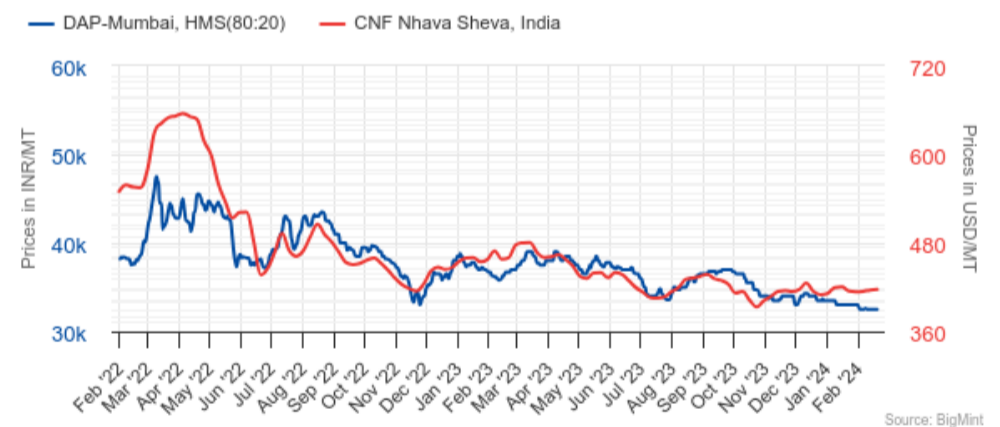
Global prices (in USD/MT)							
<b>CNF Bangladesh</b>	Containers	-	14 Feb   13.26 IST	\$550	0	+20	+5
	Tanker	-	14 Feb   13.26 IST	\$530	0	+20	+5
<b>CNF India</b>	Containers	-	14 Feb   13.26 IST	\$520	0	0	-30
	Tanker	-	14 Feb   13.26 IST	\$500	0	0	-30
<b>CNF Pakistan</b>	Containers	-	14 Feb   13.26 IST	\$540	0	0	0
	Tanker	-	14 Feb   13.26 IST	\$520	0	0	0
<b>CNF Turkey</b>	Containers	-	14 Feb   13.26 IST	\$360	0	0	+35
	Tanker	-	14 Feb   13.26 IST	\$350	0	0	+35

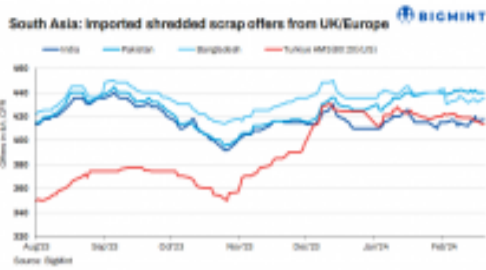
Note:- W-O-W: Week On Week, 1M: Change over last month, 3M: Change over last 3 months

### Melting Scrap, CNF Turkey



### Melting Scrap DAP Mumbai/CNF India





**South Asia: Imported ferrous scrap offers rise by up to \$3/t in India, Bangladesh**  
2024-02-19 | Scrap & Metallica

[Read More](#)



**India: BigMint's scrap index continues to rise amid supply concerns**  
2024-02-19 | Scrap & Metallica

[Read More](#)



**Vietnam: Imported ferrous scrap prices remain stable amid post-holiday subdued steel demand**  
2024-02-19 | Scrap & Metallica

[Read More](#)



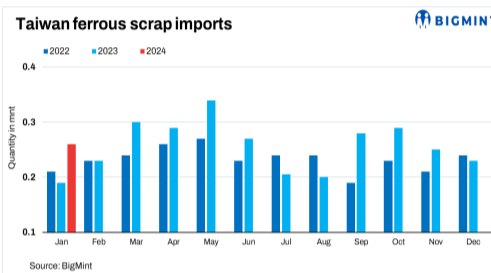
**India: Sponge iron prices inch up despite moderate buying - 19 Feb**  
2024-02-19 | Scrap & Metallica

[Read More](#)



**Turkiye: Imported ferrous scrap prices drop in recent deals**  
2024-02-19 | Scrap & Metallica

[Read More](#)



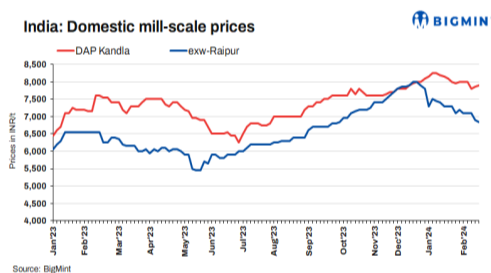
**Taiwan: Ferrous scrap imports rise by 11% m-o-m in Jan'24**  
2024-02-19 | Scrap & Metallica

[Read More](#)



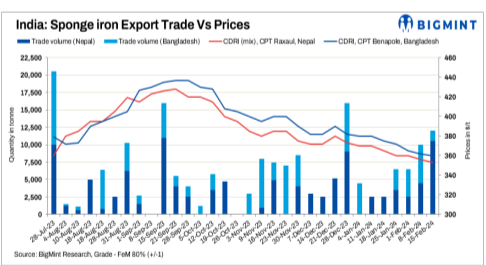
**India: Melting scrap prices remain unchanged d-o-d in Alang**  
2024-02-19 | Scrap & Metallica

[Read More](#)



**India: Mill scale prices exhibit diverse trends in key markets**  
2024-02-17 | Scrap & Metallica

[Read More](#)



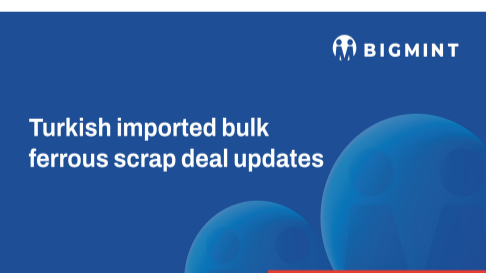
**India: 12,000 t of sponge iron export deals concluded for Nepal and Bangladesh**  
2024-02-17 | Scrap & Metallica

[Read More](#)



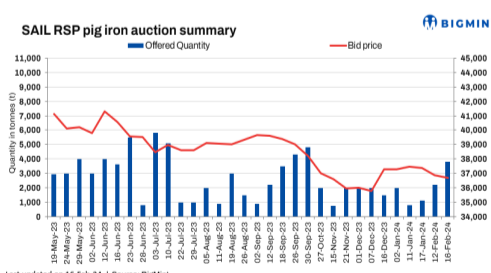
**India: Melting scrap prices inch up by INR 100/t d-o-d in Alang**  
2024-02-17 | Scrap & Metallica

[Read More](#)



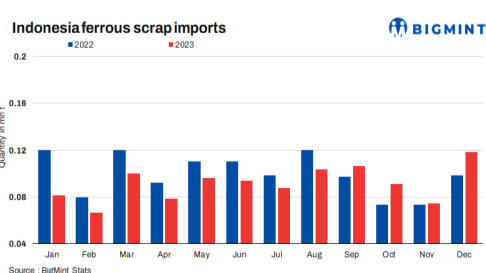
**Turkiye: Imported ferrous scrap market witnesses multiple deals from US, Europe**  
2024-02-16 | Scrap & Metallica

[Read More](#)



**India: SAIL-RSP's 3,800 t pig iron auction receives subdued response**  
2024-02-16 | Scrap & Metallica

[Read More](#)



**Indonesia: Ferrous scrap imports drop by 8% y-o-y in CY'23**  
2024-02-16 | Scrap & Metallica

[Read More](#)



**India: Melting scrap prices remain stable d-o-d in Alang**  
2024-02-16 | Scrap & Metallica

[Read More](#)



**Ingot/Billet (India)**

Region	Particular	INGOT				BILLET			
		Price	Change	W-O-W	1M	Price	Change	W-O-W	1M
Indian prices (in INR/MT) <span style="float: right;">As on 19 Feb 2024</span>									
North India	Ghaziabad	41,700	+100	+200	-500	-	-	-	-
North India	Ludhiana	43,300	-50	+500	-300	-	-	-	-
North India	Mandi Gobindgarh	42,900	+250	+800	0	43,000	+300	+900	+100
North India	Muzaffarnagar	41,600	+50	+400	-600	-	-	-	-
East India	Rourkela	37,800	0	+400	-100	38,350	+50	+350	-150
Central India	Raigarh	38,200	0	+200	-300	38,600	0	+100	-550
Central India	Raipur	39,000	+200	+400	-250	39,350	+100	+250	-400
West India	Ahmedabad	42,400	+100	+400	-100	43,100	0	+400	-600
West India	Jaipur	41,100	0	+100	-400	-	-	-	-
West India	Mumbai	42,500	+200	+300	+300	43,000	+200	+300	+300
East India	Durgapur	-	-	-	-	38,750	-50	-150	-950
East India	Kolkata	-	-	-	-	39,450	-50	-150	-950
West India	Bhavnagar	-	-	-	-	42,700	0	+200	-500
West India	Goa	-	-	-	-	41,500	+200	+500	0
West India	Jalna	-	-	-	-	42,300	0	+300	-500
South India	Chennai	-	-	-	-	43,000	0	0	0
South India	HINDPUR	-	-	-	-	42,200	0	+500	+200
South India	Hyderabad	-	-	-	-	41,000	0	0	0
Eastern India	Ramgarh	-	-	-	-	38,800	0	-200	-1,200

All prices are basic, GST @ 18% extra. Ingot - 3.5"\*4.5", Commercial Grade, Billet - 100\*100

**Rebar (India)**

Particular/Delivery	Size/Grade	Delivery	As On	Price	PRICE @ 18%GST	Change	1M	3M
Indian prices (in INR/MT)								
Exy-Delhi/NCR	12-32mm, BF Route, IS 1786 Fe 500D	Ex-Yard	16 Feb   17.39 IST	51,500	60,800	-500	0	-4,100
Exy-Durgapur	12-32mm BF Route, IS 1786 Fe 500D	Ex-Yard	16 Feb   17.39 IST	51,200	60,400	-300	-300	-3,100
Exy-Ahmedabad	12-32mm BF Route, IS 1786 Fe 500D	Ex-Yard	16 Feb   17.39 IST	51,800	61,100	-400	+300	-3,700
Exy-Mumbai	12-32mm, BF Route, IS 1786 Fe 500D	Ex-Yard	16 Feb   17.39 IST	51,800	61,100	-300	+300	-3,500
Exy-Bangalore	12-32mm, BF Route, IS 1786 Fe 500D	Ex-Yard	16 Feb   17.39 IST	51,500	60,800	-500	-200	-4,200
Exy-Chennai	12-32mm, BF Route, IS 1786 Fe 500D	Ex-Yard	16 Feb   17.39 IST	51,600	60,900	-300	0	-3,900
Exy-Hyderabad	12-32mm, BF Route, IS 1786 Fe 500D	Ex-Yard	16 Feb   17.39 IST	51,400	60,700	-400	+400	-3,600
Indian prices (in INR/MT)								
Ex-Delhi/NCR	12-25mm, IF Route, Fe 500, IS 1786	Ex-Works	19 Feb   13.27 IST	46,000	54,300	-200	-800	-500
Ex-Jaipur	12-25mm IF route, Fe 500, IS 1786	Ex-Works	19 Feb   13.27 IST	45,300	53,500	0	-500	-600
Ex-Mandi Gobindgarh	12-25mm, IF Route, Fe 500, IS 1786	Ex-Works	19 Feb   13.27 IST	47,000	55,500	+100	-400	-800
Ex-Muzaffarnagar	12-25mm, IF Route, Fe 500, IS 1786	Ex-Works	19 Feb   13.27 IST	45,100	53,200	0	-900	-500
Ex-Durgapur	12-25mm, IF Route, Fe 500, IS 1786	Ex-Works	19 Feb   18.02 IST	42,800	50,500	0	-200	-400
	12-25mm, IF Route, Fe 500D, IS 1786	Ex-Works	19 Feb   13.27 IST	44,800	52,900	-100	-400	-700
Ex-Rourkela	12-25mm, IF Route, Fe 500, IS 1786	Ex-Works	19 Feb   13.27 IST	42,700	50,400	-100	-300	-1,000
	12-25mm, IF Route, Fe 500D, IS 1786	Ex-Works	19 Feb   13.27 IST	46,800	55,200	0	-1,000	-2,000
Ex-Raigarh	12-25mm, IF Route, Fe 500, IS 1786	Ex-Works	19 Feb   13.27 IST	42,200	49,800	0	-300	-800
Ex-Raipur	12-25mm, IF Route, Fe 500, IS 1786	Ex-Works	19 Feb   18.02 IST	42,800	50,500	+100	-300	-600
	12-25mm, IF Route, Fe 500D, IS 1786	Ex-Works	19 Feb   13.27 IST	46,000	54,300	0	0	-600
Ex-Ahmedabad	12-25mm, IF Route, Fe 500, IS 1786	FOR	19 Feb   13.27 IST	47,700	56,300	0	-100	-300
Ex-Goa	12-25mm, IF Route, Fe 500, IS 1786	Ex-Works	19 Feb   13.27 IST	48,000	56,600	+300	-400	-1,300
Ex-Jalna	12-25mm, IF Route, Fe 500, IS 1786	Ex-Works	19 Feb   13.27 IST	48,300	57,000	0	+100	-700
Ex-Mumbai	12-25mm, IF Route, Fe 500, IS 1786	Ex-Works	19 Feb   13.27 IST	48,200	56,900	+100	-500	-500
Ex-Bangalore	12-25mm, IF Route, Fe 550, IS 1786	Ex-Works	19 Feb   13.27 IST	47,000	55,500	0	-700	-1,300
	12-25mm, IF Route, Fe 550D, IS 1786	Ex-Works	19 Feb   13.27 IST	49,600	58,500	-600	-1,100	-1,400



<b>Ex-Chennai</b>	12-25mm, IF Route, Fe 500, IS 1786	Ex-Works	19 Feb   13.27 IST	47,300	55,800	0	- 200	- 1,500
<b>Ex-Hyderabad</b>	12-25mm, IF Route, Fe 500, IS 1786	Ex-Works	19 Feb   13.27 IST	44,500	52,500	0	- 500	- 2,500
<b>Ex-Patna</b>	12-25mm IF route, Fe 500, IS 1786	Ex-Works	19 Feb   13.27 IST	43,400	51,200	0	- 800	- 1,700

## Structure (Medium & Small Scale Producers) (India)

Region/Zone	Particular	40 ANGLE	Change	1M	75 CHANNEL	Change	1M	200 BEAM	Change	1M
Indian prices (in INR/MT)										
<b>North India</b>	Chaziabad	-	-	-	-	-	-	49,400	+ 100	- 800
<b>East India</b>	Durgapur	45,300	- 200	- 500	45,300	- 200	- 500	47,950	0	- 1,600
<b>Central India</b>	Raipur	-	-	-	44,700	0	- 300	-	-	-
<b>West India</b>	Ahmedabad	47,300	0	- 900	47,300	0	- 900	-	-	-
<b>West India</b>	Mumbai	49,500	0	- 600	50,300	0	- 600	-	-	-
<b>South India</b>	Hyderabad	47,500	0	- 500	47,100	0	- 500	-	-	-

Indian Structure price assessment frequency has been increased from weekly to daily basis, All prices are basic, Commercial Grade, Basic Price GST @ 18% extra

## Wire Rod (India)

Particular	Size/Grade	Raipur	Change	W-O-W	Durgapur	Change	W-O-W
Indian prices (in INR/MT)							
<b>GI Wire, Induction route</b>	12 Gauge	49,200	0	+ 900	53,100	0	+ 400
<b>HB Wire, Induction route</b>	12 Gauge	45,300	0	+ 700	45,400	0	+ 400
<b>Barbed Wire, Induction route</b>	12*12 Gauge	51,200	0	+ 900	55,900	0	+ 400
<b>Binding Wire, Induction route</b>	20 Gauge	51,700	0	+ 700	52,100	0	+ 400
<b>SWRY 14 LC Gr 3, Induction route</b>	5.5 mm	43,000	0	+ 900	42,900	0	+ 400

Daily Assessment, Commercial Grade, Basic Price GST @ 18% extra

## HRC (India)

Particular/Delivery	Size/Grade	Delivery	As On	Price	Change	1M	3M
Indian prices (in INR/MT)							
<b>Delhi</b>	2.5-8mm, IS2062, Gr E-250	Ex-stockyard	16 Feb   18.13 IST	54,000	0	- 950	- 4,000
	1.8mm, IS2062, Gr E-250	Ex-stockyard	16 Feb   18.13 IST	55,300	- 300	- 1,000	- 2,900
<b>Faridabad</b>	2.5-8mm, IS2062, Gr E-250	Ex-stockyard	16 Feb   18.13 IST	53,800	- 300	- 1,000	- 2,900
	2.5-8mm, IS2062, Gr E-350	Ex-stockyard	16 Feb   18.13 IST	56,800	- 400	- 950	- 2,900
<b>Ludhiana</b>	2.5-8mm, IS2062, Gr E-250	Ex-stockyard	16 Feb   18.13 IST	54,100	- 300	- 400	- 2,350
<b>Kolkata</b>	2.5-8mm, IS2062, Gr E-250	Ex-stockyard	16 Feb   18.13 IST	52,200	- 500	- 1,300	- 2,400
<b>Ahmedabad</b>	2.5-8mm, IS2062, Gr E-250	Ex-stockyard	16 Feb   18.13 IST	55,200	- 300	- 800	- 1,850
	1.8mm, IS2062, Gr E-250	Ex-stockyard	16 Feb   18.13 IST	55,500	- 100	- 100	- 1,000
<b>Mumbai</b>	2.5-8mm / CTL, IS2062, Gr E-250	Ex-stockyard	16 Feb   18.13 IST	54,000	- 100	- 100	- 1,000
	2.5-8mm, IS2062, Gr E-350	Ex-stockyard	16 Feb   18.13 IST	57,000	- 100	- 100	- 1,000
<b>Bangalore</b>	2.5-8mm, IS2062, Gr E-250	Ex-stockyard	16 Feb   18.13 IST	57,300	0	+ 300	- 1,700
<b>Chennai</b>	1.8mm, IS2062, Gr E-250	Ex-stockyard	16 Feb   18.13 IST	58,000	0	0	- 2,300
	2.5-8mm, IS2062, Gr E-250	Ex-stockyard	16 Feb   18.13 IST	56,500	0	- 100	- 2,300
<b>Hyderabad</b>	2.5-8mm, IS2062, Gr E-250	Ex-stockyard	16 Feb   18.13 IST	55,100	- 100	- 200	- 2,350

Weekly Assessment, Commercial Grade, \*Basic Price GST @ 18% extra.,

## CRC (India)

Particular/Delivery	Size/Grade	Delivery	As On	Price	Change	1M	3M
Indian prices (in INR/MT)							
<b>Delhi</b>	0.90mm, IS 513 Gr O	Ex-stockyard	16 Feb   18.24 IST	60,900	0	- 600	- 2,400
<b>Faridabad</b>	0.5mm, IS 513 Gr O	Ex-stockyard	16 Feb   18.24 IST	62,500	0	- 500	- 1,600
	0.90mm, IS 513 Gr O	Ex-stockyard	16 Feb   18.24 IST	61,000	0	- 500	- 1,600
<b>Ludhiana</b>	0.90mm, IS 513 Gr O	Ex-stockyard	16 Feb   18.24 IST	59,700	+ 300	- 650	- 2,950
<b>Kolkata</b>	0.90mm, IS 513 Gr O	Ex-stockyard	16 Feb   18.24 IST	58,500	- 200	0	- 1,500
<b>Ahmedabad</b>	0.90mm, IS 513 Gr O	Ex-stockyard	16 Feb   18.24 IST	63,000	+ 500	+ 450	- 650
<b>Mumbai</b>	0.90mm, IS 513 Gr O	Ex-stockyard	16 Feb   18.24 IST	61,600	0	- 350	- 800
	0.5mm, IS 513 Gr O	Ex-stockyard	16 Feb   18.24 IST	63,100	0	- 400	- 800
<b>Bangalore</b>	0.9mm, IS 513 Gr O	Ex-stockyard	16 Feb   18.24 IST	63,200	+ 100	- 100	- 850

<b>Chennai</b>	0.5mm, IS 513 Gr O	Ex-stockyard	16 Feb   18.24 IST	63,800	- 100	- 400	- 1,200
	0.90mm, IS 513 Gr O	Ex-stockyard	16 Feb   18.24 IST	62,300	- 100	- 400	- 1,200
<b>Hyderabad</b>	0.90mm, IS 513 Gr O	Ex-stockyard	16 Feb   18.24 IST	62,800	+ 200	+ 500	- 1,200

Weekly Assessment, Commercial Grade, \*Basic Price GST @ 18% extra.,

## HR Plate (India)

Particular/Delivery	Size/Grade	Delivery	As On	Price	Change	1M	3M
Indian prices (in INR/MT)							
<b>Ex-Delhi</b>	20-40mm, Gr E-250	Ex-stockyard	14 Feb   20.38 IST	61,000	- 100	- 900	- 1,800
	5-10mm, Gr E-250	Ex-stockyard	14 Feb   20.38 IST	54,500	- 300	- 1,100	- 3,700
	60-100mm, Gr E-250	Ex-stockyard	14 Feb   20.38 IST	65,200	- 100	- 800	- 3,500
	20-40mm, Gr E-350	Ex-stockyard	14 Feb   20.38 IST	64,500	- 100	- 900	- 1,800
	5-10mm, Gr E-350	Ex-stockyard	14 Feb   20.38 IST	58,000	- 600	- 1,100	- 3,700
	60-100mm, Gr E-350	Ex-stockyard	14 Feb   20.38 IST	68,700	0	- 800	- 3,500
<b>Ex-Mumbai</b>	20-40mm, Gr E-250	Ex-stockyard	14 Feb   20.38 IST	61,100	0	0	- 2,700
	5-10mm, Gr E-250	Ex-stockyard	14 Feb   20.38 IST	54,500	0	- 100	- 2,200
	60-100mm, Gr E-250	Ex-stockyard	14 Feb   20.38 IST	66,200	0	+ 100	- 3,100
	20-40mm, Gr E-350	Ex-stockyard	14 Feb   20.38 IST	64,500	- 100	- 100	- 2,700
	5-10mm, Gr E-350	Ex-stockyard	14 Feb   20.38 IST	58,100	0	- 300	- 1,800
	60-100mm, Gr E-350	Ex-stockyard	14 Feb   20.38 IST	69,700	0	+ 100	- 3,100

Weekly Assessment, Commercial Grade, Basic Price GST @ 18% extra

## GP (India)

Indian prices (in INR/MT)							
<b>Ex-Delhi</b>	0.6mm, 120 GSM	Ex-stockyard	15 Feb   18.10 IST	68,300	- 200	- 1,000	- 3,200
	0.7mm, 120 GSM	Ex-stockyard	15 Feb   18.10 IST	66,800	- 200	- 1,000	- 3,200
<b>Ex-Mumbai</b>	0.6mm, 120 GSM	Ex-stockyard	15 Feb   18.10 IST	67,100	- 500	- 700	- 2,700
	0.8mm, 120 GSM	Ex-stockyard	15 Feb   18.10 IST	65,600	- 500	- 700	- 2,700
<b>Ex-Chennai</b>	0.6mm, 120 GSM	Ex-stockyard	15 Feb   18.10 IST	73,200	- 100	- 1,300	- 2,600
	0.8-1.6mm, 120 GSM	Ex-stockyard	15 Feb   18.10 IST	71,700	- 100	- 1,300	- 2,600
<b>Ex-Hyderabad</b>	0.6mm, 120 GSM	Ex-stockyard	15 Feb   18.10 IST	70,000	- 200	0	- 3,000
	0.8mm, 120 GSM	Ex-stockyard	15 Feb   18.10 IST	68,500	- 200	0	- 3,000

## PPGI (India)

Particular/Delivery	Size/Grade	Delivery	As On	Price	Change	1M	3M
Indian prices (in INR/MT)							
<b>Ex-Delhi</b>	0.5mm, 90 GSM	Ex-stockyard	15 Feb   18.13 IST	76,800	- 200	- 600	- 2,800
<b>Ex-Mumbai</b>	0.5mm, 90 GSM	Ex-stockyard	15 Feb   18.13 IST	75,500	- 400	- 700	- 3,100

## MS Pipes (India)

Indian prices (in INR/MT)							
<b>Ex-Raipur</b>	41-60 OD (Patra Based)	Ex-works	19 Feb   16.28 IST	42,400	0	- 600	- 1,900
<b>Ex-Mandi Gobindgarh</b>	41-60 OD (Patra Based)	Ex-works	19 Feb   16.28 IST	45,000	+ 200	- 800	- 1,000
<b>Exy-Delhi</b>	2.2-6mm, IS 1239,IS 1161 (HR Coil Based)	Ex-Yard	14 Feb   17.43 IST	62,000	- 500	- 1,000	- 2,000
<b>Exy-Raipur</b>	2.2-6mm, IS 1239,IS 1161 (HR Coil Based)	Ex-Yard	14 Feb   17.43 IST	61,000	- 500	- 1,500	- 2,000
<b>Exy-Mumbai</b>	2.2-6mm, IS 1239,IS 1161 (HR Coil Based)	Ex-Yard	14 Feb   17.43 IST	60,500	- 500	NA	NA
<b>Exy-Pune</b>	2.2-6mm, IS 1239,IS 1161 (HR Coil Based)	Ex-Yard	14 Feb   17.43 IST	60,500	- 500	- 1,500	- 3,000
<b>Exy-Bangalore</b>	2.2-6mm, IS 1239,IS 1161 (HR Coil Based)	Ex-Yard	14 Feb   17.43 IST	62,000	- 500	- 1,000	- 2,000
<b>Exy-Hyderabad</b>	2.2-6mm, IS 1239,IS 1161 (HR Coil Based)	Ex-Yard	14 Feb   17.43 IST	62,000	- 500	- 1,000	- 2,000

## Billet (Global)

Particular/Delivery	Size/Grade	Delivery	As On	Price	Change	1M	3M
Global prices (in USD/MT)							
<b>FOB India</b>	150*150, 3SP/4SP	-	16 Feb   19.06 IST	\$511	0	0	+ 11
<b>FOB Iran</b>	130*130, 3SP	-	16 Feb   19.06 IST	\$510	0	+ 23	+ 40
<b>FOB Russia</b>	130*130, 3SP	-	16 Feb   19.06 IST	\$520	0	+ 5	+ 25
<b>CNF Nepal</b>	100*100, IS 2831 (IF Grade)	-	16 Feb   19.01 IST	\$489	0	- 15	- 23.5
<b>CNF Philippines</b>	150*150, 3SP	-	16 Feb   19.01 IST	\$540	- 5	- 7.5	0

CNF Turkey 120\*120 - 16 Feb | 19.01 IST \$540 0 +1.5 +25

Weekly Assessment

## Rebar (Global)

Particular/Delivery	Size/Grade	Delivery	As On	Price	Change	1M	3M
Global prices (in USD/MT)							
FOB Turkey	12-32mm, Commercial	-	16 Feb   12.42 IST	\$610	-5	-8	+30

## Wire Rod (Global)

Particular/Delivery	Size/Grade	Delivery	As On	Price	Change	1M	3M
Global prices (in USD/MT)							
CNF Nepal	5.5-6.0mm, Commercial Grade	-	17 Feb   13.39 IST	\$540	-9	-10	-30
	6-8 mm, ASTM A510 SAE 1008	-	17 Feb   13.39 IST	\$570	0	-10	-70

## HRC (Global)

Particular/Delivery	Size/Grade	Delivery	As On	Price	Change	1M	3M
Global prices (in USD/MT)							
CNF Bangladesh	2mm, SAE 1006 (China origin)	-	13 Feb   22.30 IST	\$610	0	-5	-5
CNF Dubai	2mm, SAE1006 (India origin), SAE1006	-	13 Feb   15.30 IST	\$632	0	-3	NA
CNF Europe	3-4mm, S235JR	-	13 Feb   17.30 IST	\$620	0	-5	-5
	3mm+, S275	-	13 Feb   18.30 IST	\$715	0	-5	+20
CNF India	2-12 mm, SS400 (China Origin)	-	13 Feb   20.30 IST	\$600	0	-5	-10
CNF Nepal	2mm, SAE1006 (India origin), SAE1006	-	13 Feb   12.30 IST	\$630	0	-5	NA
CNF Pakistan	2mm, SS400 (China origin), SS400	-	13 Feb   23.30 IST	\$570	0	-10	-10
CNF UAE	2mm, SAE1006 (China Origin)	-	13 Feb   14.30 IST	\$605	0	-20	+10
CNF Vietnam	2-20mm, SAE 1006 (India Origin)	-	13 Feb   13.30 IST	\$610	0	-10	NA
FOB Black Sea	3mm, SAE1006	-	13 Feb   16.30 IST	\$603	0	-2	+33
FOB China	3-12mm, SS400	-	13 Feb   21.30 IST	\$565	0	-5	0
FOB India	2.5 mm, SAE1006	-	13 Feb   19.30 IST	\$597	0	-3	NA

## CRC (Global)

Particular/Delivery	Size/Grade	Delivery	As On	Price	Change	1M	3M
Global prices (in USD/MT)							
FOB China	0.90mm, SPCC	-	14 Feb   18.45 IST	\$655	0	0	0
FOB India	0.9 mm, IS 513 Gr.O	-	14 Feb   18.45 IST	\$755	-15	-15	+30
FOB Russia	0.90mm, SPCC	-	14 Feb   18.45 IST	\$717	+7	+12	+62

## HR Plate (Global)

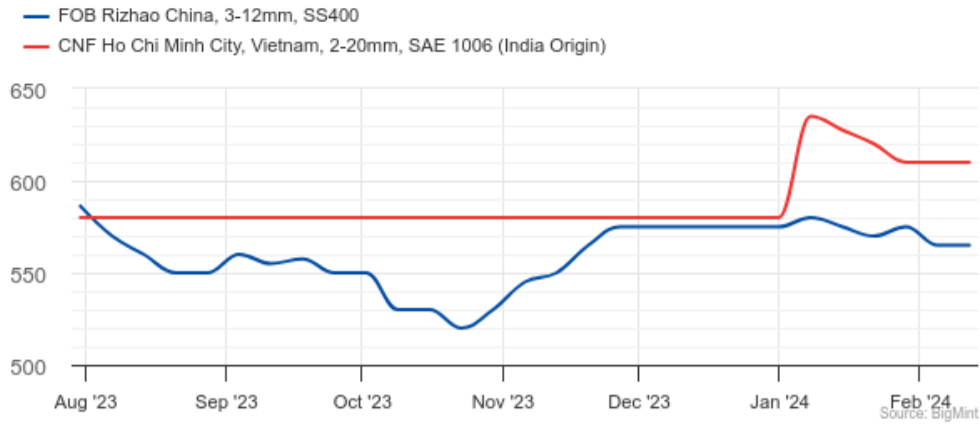
Particular/Delivery	Size/Grade	Delivery	As On	Price	Change	1M	3M
Global prices (in USD/MT)							
CNF India	12 metres, API 5L X60 PSL2 (China Origin)	-	12 Jan   18.29 IST	\$860	-40	NA	NA
	12 metres, API 5L X60 PSL2 (Japan Origin)	-	19 May   17.43 IST	\$1,540	0	NA	NA
	12 metres, API 5L X60 PSL2 (South Korea Origin)	-	22 Sep   16.48 IST	\$1,125	0	NA	NA
	12 metres, API 5L X70 PSL2 (China Origin)	-	12 Jan   18.29 IST	\$880	-40	NA	NA
	12 metres, API 5L X70 PSL2 (Japan Origin)	-	19 May   17.43 IST	\$1,560	0	NA	NA
	12 metres, API 5L X70 PSL2 (South Korea Origin)	-	22 Sep   16.48 IST	\$1,150	0	NA	NA
FOB China	5-10mm, SS 400	-	14 Feb   18.31 IST	\$580	0	+5	+10

## GP (Global)

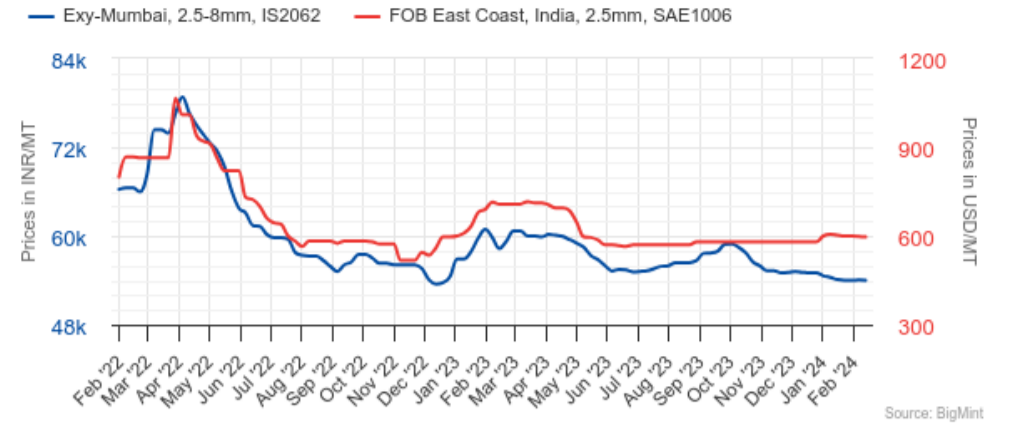
Particular/Delivery	Size/Grade	Delivery	As On	Price	Change	1M	3M
Global prices (in USD/MT)							
FOB China	DX51D+z80, Width 1,000-1,500 mm, thickness 0.5-2mm	-	15 Feb   18.24 IST	\$685	0	+5	-15
FOB India	Width 900-1250mm, thickness 0.50mm, DX51D+z80, BS EN 10142:2000	-	15 Feb   18.24 IST	\$840	-15	-10	-5

Note:- W-O-W: Week On Week, 1M: Change over last month, 3M: Change over last 3 months

## HRC



## Prices of HRC Exy Mumbai/FOB India







**India: BigMint's billet index edges up by INR 100/t - 19 Feb'24**

2024-02-19 | Semi Finished

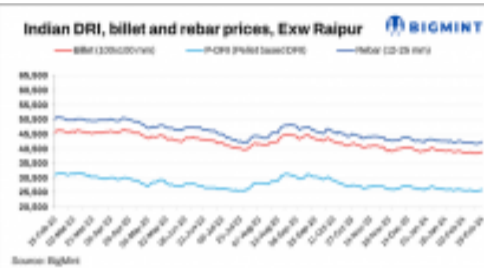
[Read More](#)



**South Korea: CRC export volumes drop y-o-y in Jan'24; imports surge**

2024-02-19 | Finish Flat


[Read More](#)



**Indian DRI, billet and rebar update - 19 Feb**

2024-02-19 | Semi Finished

[Read More](#)



**Japan: Tokyo Steel keeps steel prices stable for Mar'24 sales**

2024-02-19 | Finish Flat

[Read More](#)



**India's Brand-wise Rebar Offers from BF and IF route mills - 19 Feb**

2024-02-19 | Finish long

[Read More](#)



**Chinese mills' steel stocks rise 28% over CNY break**

2024-02-19 | Finish Flat

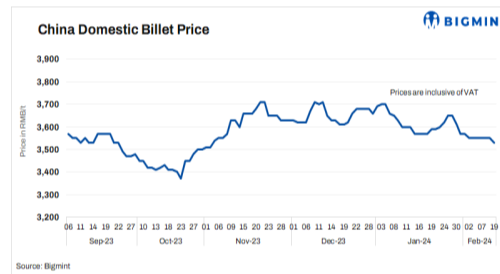
[Read More](#)



**India steel index touches nearly 2-year low amid unchanged market fundamentals**

2024-02-19 | Finish Flat

[Read More](#)



**China: Steel billet prices fall RMB 20/t (\$3/t) after CNY holidays**

2024-02-19 | Steel

[Read More](#)



**Iran's steel consumption shows positive signs in first 10 months of current Persian year**

2024-02-17 | Steel

[Read More](#)



**Taiwan's CSC hikes steel products prices for Mar'24 sales**

2024-02-17 | Steel

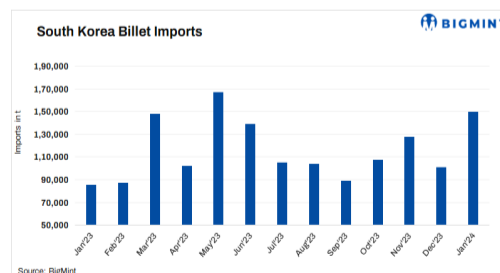
[Read More](#)



**India: Surya Roshni receives orders worth INR 52.13 crore from IOCL**

2024-02-17 | Steel

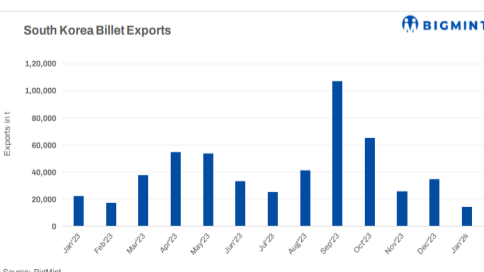
[Read More](#)



**South Korea: Steel billet imports rise by 48% m-o-m in Jan'24**

2024-02-17 | Steel

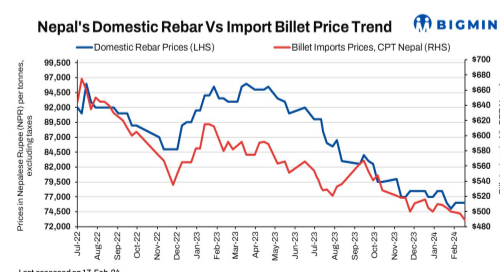
[Read More](#)



**South Korea: Steel billet exports fall over 50% m-o-m in Jan'24**

2024-02-17 | Steel

[Read More](#)



**Nepal: Rebar offers inch down on falling raw material prices**

2024-02-17 | Steel

[Read More](#)

**Manganese Ore (India)**

Particular/Delivery	Size/Grade	Delivery	As On	Price	Change	1M	3M
Indian prices (in INR/MT)							
<b>MOIL</b>	6-80 mm, Lumps, Mn 30%	Ex-Mines	01 Feb   10.40 IST	6,616	+ 315	+ 315	NA
	Lumps, Mn 37%, Fe 7.5%	Ex-Mines	01 Feb   10.40 IST	12,832	+ 611	+ 611	NA
	Lumps, Lumps, Mn 44%, Fe 7%	Ex-Mines	01 Feb   10.40 IST	14,655	0	0	NA
	6-80 mm, Lumps, Mn 46%	Ex-Mines	01 Feb   10.40 IST	15,320	0	0	NA

*Weekly Assessment, Prices Ex-Mines Basis Including Royalty*

**Chrome Ore (India)**

Indian prices (in INR/MT)							
<b>Ex-Jajpur (OMC-eAuction)</b>	Lumps, Friable 48-50%	Ex-Mines	19 Feb   22.42 IST	27,343	+ 1,749	NA	NA
	Friable 50-52%	Ex-Mines	19 Jan   11.19 IST	26,619	+ 2,999	NA	NA
	Friable 52-54%	Ex-Mines	19 Feb   22.42 IST	33,622	+ 5,678	NA	NA
	Friable 54%+	Ex-Mines	19 Feb   22.42 IST	35,661	+ 4,992	NA	NA

*OMC E-Auction Prices Including Royalty*

**Silico Manganese (India)**

Indian prices (in INR/MT)							
<b>Ex-Durgapur</b>	10-50 MM, HC 60-14	Ex-Works	19 Feb   18.55 IST	68,700	- 100	+ 3,350	+ 6,460
	25-150 mm, HC 60-14	Ex-Works	19 Feb   18.55 IST	68,200	- 100	+ 3,350	+ 6,460
	10-150 mm, LC (Mn 55% min.)	Ex-Works	15 Feb   10.19 IST	91,000	0	+ 3,800	+ 8,750
	10-150 mm, MC (Mn 53% min.)	Ex-Works	15 Feb   10.19 IST	85,750	0	+ 3,750	+ 10,500
<b>Ex-Raipur</b>	25-150 mm, HC 60-14	Ex-Works	19 Feb   18.55 IST	68,200	- 200	+ 3,450	+ 5,580
<b>Ex-Vizag</b>	25-150 mm, HC 60-14	Ex-Works	19 Feb   18.55 IST	68,500	0	+ 3,075	+ 5,620

*Weekly Assessment; All Prices are basic; GST @ 18% extra*

**Ferro Manganese (India)**

Indian prices (in INR/MT)							
<b>Ex-Durgapur</b>	25-150 mm, HC 70%	Ex-Works	19 Feb   18.59 IST	68,300	0	+ 3,175	+ 5,820
	10-150 mm, MC (Mn 70% min)	Ex-Works	15 Feb   10.45 IST	89,000	- 3,000	+ 2,000	+ 3,000
<b>Ex-Raipur</b>	25-150 mm, HC 70%	Ex-Works	19 Feb   18.59 IST	68,000	- 500	+ 2,825	+ 5,170

*Weekly Assessment; All Prices are basic; GST @ 18% extra*

**Ferro Chrome (India)**

Indian prices (in INR/MT)							
<b>Ex-Jajpur</b>	10-150mm, HC 60%, Si - 2%	Ex-Works	15 Feb   10.37 IST	125,500	- 1,600	+ 5,000	+ 11,500
	10-150mm, HC 60%, Si- 4%	Ex-Works	16 Feb   10.13 IST	117,800	- 100	+ 4,950	+ 12,800

*Weekly Assessment; All Prices are basic; GST @ 18% extra*

**Ferro Silicon (India)**

Indian prices (in INR/MT)							
<b>Ex-Guwahati</b>	25-150 mm, FeSi 70%	Ex-Works	19 Feb   18.49 IST	106,700	- 200	- 4,050	+ 5,400
<b>Ex-Bhutan</b>	25-150 mm, FeSi 70%	Ex-Works	19 Feb   18.49 IST	106,850	0	- 4,650	+ 5,650

*Weekly Assessment; All Prices are basic; GST @ 18% extra*



## Manganese Ore (Global)

Particular/Delivery	Size/Grade	Delivery	As On	Price	Change	1M	3M
Global prices (in USD/MT)							
CNF China	Lumps, Mn 37% (USD/dmtu)	-	17 Feb   13.03 IST	\$3.8 /dmtu	+ 0.02	+ 0.1	+ 0.25
	Lumps, Mn 44% (USD/dmtu)	-	17 Feb   13.03 IST	\$4.28 /dmtu	0	+ 0.08	+ 0.11
CNF India	Lumps, Mn 37%, (South African origin) (USD/dmtu)	-	17 Feb   13.03 IST	\$3.95 /dmtu	+ 0.05	+ 0.1	+ 0.25
	Lumps, Mn 44% (USD/dmtu)	-	17 Feb   13.03 IST	\$4.4 /dmtu	0	+ 0.05	+ 0.1
	Lumps, Mn 46%, (USD/dmtu)	-	17 Feb   13.03 IST	\$4.6 /dmtu	- 0.1	- 0.05	- 0.05

Weekly Assessment

## Chrome Ore (Global)

Global prices (in USD/MT)							
CNF China	Conc 40-42%, S. Africa	-	06 Feb   18.04 IST	\$287	+ 2	+ 7	+ 7
	Conc 46-48%, Turkish	-	06 Feb   18.04 IST	\$378	- 2	- 2	+ 3

Weekly Assessment

## Silico Manganese (Global)

Global prices (in USD/MT)							
FOB India	25-150 mm, HC 60-14	-	19 Feb   18.55 IST	\$845	0	+ 31.25	+ 89.2
	25-150 mm, HC 65-16	-	19 Feb   18.55 IST	\$945	0	+ 32.75	+ 110.6

Weekly Assessment

## Ferro Manganese (Global)

Global prices (in USD/MT)							
FOB India	25-150 mm, HC 70%	-	19 Feb   19.00 IST	\$845	0	+ 33	+ 86
	25-150 mm, HC 75%	-	19 Feb   19.00 IST	\$940	0	+ 31.25	+ 104.8

Weekly Assessment

## Ferro Chrome (Global)

Global prices (in USD/MT)							
CNF China	10-150mm, HC 60% (cents/lb)	-	14 Feb   12.49 IST	₹94 /lb	0	- 3	0
CNF Japan	10-50mm, HC 60% (cents/lb)	-	14 Feb   12.49 IST	₹106 /lb	0	+ 1	+ 4
CNF South Korea	10-50mm, HC 60% (cents/lb)	-	14 Feb   12.49 IST	₹100 /lb	0	- 4	- 1

Weekly Assessment

## Ferro Silicon (Global)

Global prices (in USD/MT)							
FOB China	10-50 mm, FeSi 75%	-	19 Feb   18.48 IST	\$1,235	0	NA	+ 130
FOB India	10-50 mm, FeSi 70%	-	19 Feb   18.48 IST	\$1,340	0	NA	+ 55

Weekly Assessment



**Chinese silico manganese prices experience stabilization post-Lunar holidays**

2024-02-19 | Ferro Alloy

[Read More](#)

OMC: Chrome ore auction result

19 Feb 24

Location	Cr2O3 grade band	Qty (WMT)	Base Price (INR)	Final Price (INR)
South Kallapuri Chromite Mines	54%	600	22,661	35,661
	52-54%	1,000	21,622	33,622
	48-50%	3,400	20,143	27,343
Sukrangi Chromite Mines	46-48%	5,000	18,304	23,604
	44-46%	10,000	18,464	23,664
South Kallapuri Chromite Mines	46-48%	4,000	18,304	23,604
	44-46%	2,000	18,464	23,664
South Kallapuri Chromite Mines	<40%	30,000	7,209	13,109
<b>Total</b>		<b>56,000</b>		

BIGMINT

OMC: Chrome ore auction prices



**India: Buyers secure entire quantity at high premium at OMC's chrome ore auction**

2024-02-19 22:33:47 | Steel

[Read More](#)

**Aluminium (India)**

Particular/Delivery	Size/Grade	Delivery	As On	Price	Change	1M	3M
Indian prices (in INR/MT)							
<b>Aluminium Extrusion Scrap, Exy-Delhi</b>	6063 & 6061 (Mix)	Ex-Yard	19 Feb   17.19 IST	173,000	0	0	-2,000
<b>Aluminium Ingot ADC12, Exw-Delhi</b>	Automobile OEM Approved	Exw-Delhi NCR	07 Feb   19.50 IST	204,000	+6,000	+6,000	+12,000
<b>Aluminium Ingot ADC12, Exw-Delhi NCR</b>	Automobile Equivalent	Ex-Works	14 Feb   17.26 IST	202,000	+3,500	+12,000	+20,000
<b>Aluminium Ingot P1020, Exy-Delhi</b>	Ingot EC Grade 99.70%	Ex-Yard	19 Feb   17.19 IST	218,000	0	+6,000	-1,000
<b>Aluminium Taint Tabor Scrap, Exy-Delhi</b>	Loose	Ex-Yard	19 Feb   17.19 IST	170,500	0	+9,500	+10,500
<b>Aluminium Tense Scrap, Exy-Delhi</b>	Solid (Loose)	Ex-Yard	19 Feb   17.19 IST	172,000	0	+12,000	+17,000
<b>Aluminium Utensil Scrap, Exy-Delhi</b>	Loose	Ex-Yard	19 Feb   17.19 IST	168,000	0	+2,500	-4,000
<b>Aluminium Extrusion Scrap, Exy-Mumbai</b>	6063 (Loose)	Ex-Yard	19 Feb   17.19 IST	174,000	0	+1,000	-1,000
<b>Aluminium Ingot P1020, Exy-Mumbai</b>	Ingot EC Grade 99.70%	Ex-Yard	19 Feb   17.19 IST	203,000	-1,000	+2,000	-3,000
<b>Aluminium Utensil Scrap, Exy-Mumbai</b>	Utensil (Loose)	DAP	19 Feb   17.19 IST	162,000	0	+2,000	0

**Aluminium (Global)**

Particular/Delivery	Size/Grade	Delivery	As On	Price	Change	1M	3M
Global prices (in USD/MT)							
<b>Aluminium Extrusion Scrap, CFR Nhava Sheva, Middle East</b>	6063 (Briquetted)	-	13 Feb   17.30 IST	\$2,110	+5	+40	+35
<b>Aluminium Taint Tabor Scrap, CFR Nhava Sheva, Middle East</b>	Briquetted, Clean	-	13 Feb   17.30 IST	\$1,950	+50	+80	+60
<b>Aluminium Taint Tabor, CFR Nahva Sheva, UK</b>	Cut and sheared 9-10% attachment	-	13 Feb   17.30 IST	\$1,645	+25	+25	+60
<b>Aluminium Taint Tabor, CFR Nahva Sheva, US</b>	HRB, Attachment 3%	-	13 Feb   17.30 IST	\$1,770	+20	+45	+50
<b>Aluminium Talk Scrap, CFR Nhava Sheva, Middle East</b>	Solid (Clean)	-	13 Feb   17.30 IST	\$4,220	-50	-10	-80
<b>Aluminium Talk, CFR Nahva Sheva, US</b>	Solid (Clean)	-	13 Feb   17.30 IST	\$4,435	-15	+25	-35
<b>Aluminium Tense Scrap, CFR Nhava Sheva, Middle East</b>	Attachments 8-9%, Mix	-	13 Feb   17.30 IST	\$1,720	+20	+80	+160
<b>Aluminium Tense, CFR Nahva Sheva, US</b>	Attachments 6-7%	-	13 Feb   17.30 IST	\$1,790	+30	+80	+110
<b>Aluminium Wheel Scrap, CFR Nahva Sheva, UK</b>	Solid (Loose)	-	13 Feb   17.30 IST	\$2,200	+35	+40	+20
<b>Aluminium Zorba 95-5, CFR Nhava Sheva, UK</b>	20 mm, Solid (Shredded)	-	13 Feb   17.30 IST	\$1,960	0	-10	+130

## Copper (India)


Particular/Delivery	Size/Grade	Delivery	As On	Price	Change	1M	3M
Indian prices (in INR/MT)							
Copper Armature Scrap, Exy-Delhi	Cu 99%	Ex-Yard	19 Feb   17.04 IST	677,000	+ 2,000	+ 7,750	+ 13,000
Copper Primary CC Wire Rods, Exw-Delhi	8 mm, Cu 99.99%	Ex-works	19 Feb   17.04 IST	740,000	+ 8,000	+ 1,000	+ 6,400
Copper Secondary CC Wire Rods, Exw-Delhi	8 mm, Cu 99% min	Ex-works	19 Feb   17.04 IST	720,000	+ 5,000	+ 7,500	+ 19,400
Brass Honey Scrap, Exy-Mumbai	Cu 63% Zn 33%	DAP	19 Feb   17.04 IST	486,000	0	+ 5,750	+ 23,000
Copper Armature Scrap, Exy-Mumbai	Cu - 98%	DAP	19 Feb   17.04 IST	702,000	+ 3,000	+ 6,500	+ 14,400
Copper Primary CC Wire Rods (CCR), Exy-Mumbai	8 mm, Cu 99.99%	Ex-Yard	19 Feb   17.04 IST	752,000	+ 6,000	- 2,000	- 1,400

## Zinc (India)

Particular/Delivery	Size/Grade	Delivery	As On	Price	Change	1M	3M
Indian prices (in INR/MT)							
Zinc Special High Grade Ingot, Exw-Delhi	Ingot, Zn 99.99%	Ex-works	19 Feb   16.58 IST	220,000	+ 5,000	- 7,625	- 11,200
Zinc Special High Grade Ingot, Exy-Mumbai	Ingot, Zn 99.995%	Ex-Yard	19 Feb   16.58 IST	216,000	+ 2,000	- 8,750	- 10,600

## Lead (India)

Particular/Delivery	Size/Grade	Delivery	As On	Price	Change	1M	3M
Indian prices (in INR/MT)							
Lead Primary Ingot, Exw-Delhi	Ingot, Pb 99.99%	Ex-works	19 Feb   16.59 IST	195,000	0	+ 1,000	- 4,600
Lead Remelted Ingot, Exw-Delhi	Ingot, Pb 99%	Ex-works	19 Feb   16.59 IST	177,500	0	- 500	- 5,300
Lead Primary Ingot, Exy-Mumbai	Ingot, Pb 99.99%	Ex-Yard	19 Feb   16.59 IST	183,000	0	- 2,500	- 5,200



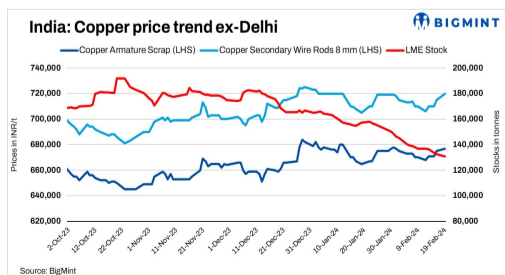
**India's base metals markets poised for steady growth but challenges remain- SMC Mumbai**

2024-02-19 | Non Ferrous  
[Read More](#)

Commodity	LME 3M A/R	%Change	LME Stock (t)	%Change	MCX (INR/t)	%Change
Aluminium	1915	+0.8%	1,920,000	-0.5%	19100	+0.5%
Steel	10.50	+0.0%	7.0M	-0.5%	10300	+0.1%
Nickel	110	+4.0%	1,400M	-4.0%	11000	+0.5%
Zinc	2.20	+1.2%	2,400M	+0.1%	2,2000	+0.1%
Lead	195	+1.0%	17,000	+0.5%	19500	+0.5%

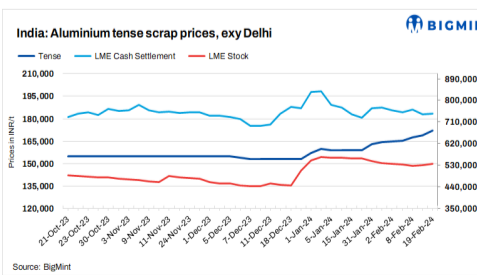
**LME base metal prices show positive trends; Lead stocks maintain growth**

2024-02-19 | Non Ferrous  
[Read More](#)



**India's copper prices rise d-o-d**

2024-02-19 18:53:28 | Steel  
[Read More](#)



**India: Aluminium scrap prices remain range-bound**

2024-02-19 18:52:24 | Steel  
[Read More](#)

# India: BigMint's billet index edges up by INR 100/t - 19 Feb'24

19 Feb 2024

BigMint's billet index inched up by INR 100/t at INR 39,350/t exw-Raipur on 19 February, 2024.

The index today improved somewhat, as higher offers were floated, supported by overall buying activity resulting in improvement in transaction volumes. About 2,950 t of transactions were recorded as against 1,700 t on 17 February.

In the finished steel segment, rebar prices went up by INR 100/t and 900 t of transactions were recorded. Wire rod prices remained firm. Sponge iron prices witnessed an uptick of INR 50/t.

The conversion spread from sponge iron (PDRI) to billets for the standalone furnaces in the region was recorded at INR 12,900/t.

## Rationale

This index has been derived based on transactions, offers, bids and indicative price data sets. Transactions are considered as T1 and given a weightage of 50% whereas other data sets are considered as T2 and given a weightage of the balance 50%.

- **Transactions (T1)** – Four trades at INR 39,300-39,400/t were recorded during the 2:30 pm to 5:30 pm SteelMint trading window and considered for final price calculation as T1 inputs. The average of these transactions was INR 39,342/t which is given a 50% weightage in the final price calculation.
- **Other Price Indicators – bids/offers/indicative (T2)** – Eight offers reported in the trading window and considered as T2 inputs. The average price of these eight was INR 39,320/t and given a 50% weightage in the final price calculation.

The final price for billet exw Raipur was at INR 39,331/t, rounded to INR 39,350/t exw.

From BigMint Team - While it would be our earnest endeavour, at BigMint, to bring about transparent and unbiased price index reporting, we would request all our readers and subscribers for their feedback and if they could participate in the reporting of more transactions.

**For detailed methodology - [click here](#)**

India Domestic Raipur Billet Trade Updates - 19 Feb'24							BIGMINT	
Participant	Industry Type	Trade Type	*Price (INR/t)	Delivery	Time of Deal/Call	Data Set	Outlier	
P1	Seller	Offer	39,300	EXW	11:39	T2	Yes	
P2	Trader	Offer	39,300	EXW	11:39	T2	Yes	
P3	Trader	Offer	39,300	FOR	12:23	T2	Yes	
P4	Broker	Offer	39,200	FOR	12:32	T2	Yes	
P5	Trader	Offer	39,200	FOR	12:38	T2	Yes	
P6	Trader	Offer	39,300	EXW	12:43	T2	Yes	
P7	Trader	Offer	39,300	EXW	13:15	T2	Yes	
P8	Seller	Offer	39,400	EXW	15:23	T2	Yes	
P9	Seller	Offer	39,300	FOR	15:26	T2	No	
P10	Seller	Indicative	39,400	EXW	16:02	T2	Yes	
P11	Trader	Trade	39,300	EXW	16:11	T1	No	
P12	Seller	Indicative	39,300	FOR	16:20	T2	No	
P13	Trader	Trade	39,300	EXW	16:36	T1	No	
P14	Seller	Indicative	39,300	FOR	16:55	T2	No	
P15	Seller	Offer	39,300	FOR	16:58	T2	No	
P16	Buyer	Offer	39,400	EXW	17:01	T2	No	
P17	Trader	Trade	39,350	EXW	17:10	T1	No	
P18	Seller	Offer	39,400	EXW	17:15	T2	Yes	
P19	Trader	Trade	39,400	FOR	17:22	T1	Yes	

## India Domestic Billet Price Index EXW Raipur

- ✓ Credible & Transparent Prices
- ✓ Robust Methodology & Rationale
- ✓ IOSCO Compliance
- ✓ Independent View of the Market
- ✓ Enabling Informed Conversations & Negotiations

## Global Prices - Region Wise

Commodity	Particular	Grade/Size	Price	Change	W-O-W	1M	3M
<b>China</b>							
<i>Export</i>							
Billet	FOB China	125*125, BF Grade	NA	NA	NA	NA	NA
TMT (Re-Bar)	FOB China	Commerical	NA	NA	NA	NA	NA
Wire Rod	FOB China	5.5mm	NA	NA	NA	NA	NA
HRC	FOB China	2.5mm	\$565	0	0	-5	0
CRC	FOB China	0.90 mm	\$655	0	0	0	0
<i>Import</i>							
Iron Ore	CNF China	Lumps Fe 64/63%, South Africa	\$143	+2	+3	+2	-4
Iron Ore	CNF China	Fines Fe 62%, Australia	\$129	-1	0	0	-4
Pellets	CNF China	6-20mm, BF Grade	\$143	+2	+2	-2	-11
Coking Coal	CNF China	Premium HCC, Australia	NA	NA	NA	NA	NA
Mill Scale	CNF China	70/68%	NA	NA	NA	NA	NA
FeCr	CNF China	HC 60%	¢94/lb	0	0	-3	0
Mn Ore	CNF China	Mn 46% Lumps, Australia	NA	NA	NA	NA	NA
Mn Ore	CNF China	Mn 38%, South Africa	NA	NA	NA	NA	NA
<b>CIS Nations</b>							
<i>Export</i>							
Billet	FOB Black Sea	125*125, BF Grade	\$520	0	0	+5	+25
Slabs	FOB Black Sea	Commercial	NA	NA	NA	NA	NA
Pig Iron	FOB Black Sea	Steel Grade	\$407	+2	+2	+17	+47
TMT (Re-Bar)	FOB Black Sea	Commercial	NA	NA	NA	NA	NA
HRC	FOB Black Sea	2.5mm	\$603	0	0	-2	+33
CRC	FOB Black Sea	0.90mm	\$717	+7	+7	+12	+62
<b>Japan/Korea</b>							
<i>Export</i>							
HRC	FOB Korea	2.5mm	NA	NA	NA	NA	NA
<i>Import</i>							
FeCr	CNF Japan	HC 60%	¢106/lb	0	0	+1	+4


**Note:- W-O-W: Week On Week, 1M: Change over last month, 3M: Change over last 3 months, All prices are weekly assessment, Iron Ore are daily assessment**

Commodity	Particular	Grade/Size	Price	Change	W-O-W	1M	3M
<b>India</b>							
<i>Export</i>							
Iron Ore	FOB India	Fines, Fe 58/57%	\$83	0	0	0	- 5
Billet	FOB India	150*150mm	\$511	0	0	0	+ 11
Pig Iron	FOB India	Steel Grade	NA	NA	NA	NA	NA
HRC	FOB India	2.5mm	\$597	0	- 2	- 3	NA
CRC	FOB India	0.9mm	\$755	- 15	- 15	- 15	+ 30
SiMn	FOB India	60/14%	\$845	0	+ 3.6	+ 31.25	+ 89.2
FeMn	FOB India	HC 75%	\$940	0	+ 1	+ 31.25	+ 104.8
FeSi	FOB Bhutan	70-75%	\$1,340	0	0	NA	+ 55
<i>Import</i>							
Iron Ore	CNF India	Lumps Fe 64%, South Africa	NA	NA	NA	NA	NA
Scrap	CNF India	HMS 1&2 ,Middle East	NA	NA	NA	NA	NA
Scrap	CNF India	Shredded, Europe	\$417	+ 1	+ 0.8	+ 2	+ 2.4
Coking Coal	CNF India	Premium HCC, Australia	\$331	0	0	- 13.75	- 10.2
Non-Coking Coal	CNF India	RB2 5500 NAR, South Africa	NA	NA	NA	NA	NA
Met Coke	CNF India	62%, China	NA	NA	NA	NA	NA
Pellets	CNF India	6-20mm, BF Grade	NA	NA	NA	NA	NA
Wire Rod	CNF India	5.5mm, China	NA	NA	NA	NA	NA
HRC	CNF India	2.5mm, China	\$600	0	0	- 5	- 10
HRC	CNF India	2.5mm, Korea	NA	NA	NA	NA	NA
CRC	CNF India	0.90mm, China	\$675	0	0	0	0
HR Plate	CNF India	A 36	NA	NA	NA	NA	NA
Mn Ore	CNF India	Mn 38%, South Africa	NA	NA	NA	NA	NA
<b>Europe &amp; US</b>							
<i>Export</i>							
Pig Iron	FOB Brazil	Steel Grade	\$452	0	0	0	+ 30
<i>Import</i>							
Scrap	CFR Turkey	HMS (80:20), US	\$413	- 2	- 4.17	- 6.4	+ 16.67
HRC	CIF Europe	2.5mm	NA	NA	NA	NA	NA
<b>Middle East &amp; Africa</b>							
<i>Export</i>							
Iron Ore	FoB South Africa	Lumps, Fe 64/63%	NA	NA	NA	NA	NA
Non Coking Coal	FoB South Africa	RB2 5500 NAR	NA	NA	NA	NA	NA
<i>Import</i>							
Billet	CNF Dubai	125*125, China	NA	NA	NA	NA	NA
HRC	CNF Dubai	2.5mm, China	\$605	0	0	- 20	+ 10

**Note:- W-O-W: Week On Week, 1M: Change over last month, 3M: Change over last 3 months, All prices are weekly assessment, Iron Ore are daily assessment**



## Live Tenders

COMPANY	TYPE	GRADE	QUANTITY	EXPIRY DATE	LOCATION	VIEW
<b>Billet/Ingot/Slab</b>						
RINL	Sell	Billet	15,000 MT	21 Feb, 2024	 Visakhapatnam, Andhra Pradesh, India	
RINL	Sell	Bloom	30,000 MT	27 Feb, 2024	 Vishakhapatnam, Andhra Pradesh, India	
<b>Dolomite</b>						
NMDC	Buy	Dolomite	243,833 MT	02 Mar, 2024	 Jagdalpur, Chattisgarh, India	
<b>Ferro Boron</b>						
Arcelor Mittal	Buy	Ferro Boron	40 MT	24 Feb, 2024	 Hazira, Gujarat, India	
<b>Ferro Silicon</b>						
RINL	Buy	Ferro Silicon	4,100 MT	24 Feb, 2024	 Visakhapatnam, Andhra Pradesh, India	
<b>Fines/Lumps</b>						
KIOCL	Buy	Iron Ore Concentrate	100,000 MT	27 Feb, 2024	 Bangalore, Karnataka, India	
NMDC	Sell	Lumps and fines Fe: 57%	24,000 MT	21 Feb, 2024	 Bellary, Karnataka, India	
OMC	Sell	Iron ore, chrome ore and manganese ore	3,624 MT	22 Feb, 2024	 Bhubaneswar, Odisha, India	
Sandur Manganese & Iron Ore	Sell	Iron Ore Lumps	86,000 MT	21 Feb, 2024	 Bellary, Karnataka, India	
Vedanta Limited	Sell	Iron Ore Lumps	12,000 MT	21 Feb, 2024	 Chitradurga, Karnataka, India	
<b>HR Plate</b>						
SAIL	Sell	HR Plate	190 MT	21 Feb, 2024	 Faridabad, Haryana, India	
SAIL	Sell	HR Plate	118 MT	21 Feb, 2024	 Faridabad, Haryana, India	
<b>Manganese Ore</b>						
Sandur Manganese & Iron Ore	Sell	Manganese Ore	30,240 MT	21 Feb, 2024	 Bellary, Karnataka, India	
<b>Melting Scrap</b>						
NTPC	Sell	Melting Scrap	975 MT	20 Feb, 2024	 Sonbhadra, Uttar Pradesh, India	
HMCL	Sell	Melting Scrap	220 MT	21 Feb, 2024	 Halol, Gujarat, India	
JindalIndiaThermalPowerLimited	Sell	Melting Scrap	160 MT	22 Feb, 2024	 Angul, Odisha, India	
KumarPrecisionStampingsPvtLtd	Sell	Melting Scrap	600 MT	23 Feb, 2024	 Jhajjar, Haryana, India	
Yantra India Limited	Sell	Turning Boring scrap	200 MT	23 Feb, 2024	 Kolkata, West Bengal, India	
NTPC	Sell	Melting Scrap	1,309 MT	07 Mar, 2024	 Murshidabad, West Bengal, India	
MAGNA AUTOMOTIVE INDIA PRIVATE LIMITED	Sell	Melting Scrap-CR HR Punching	700 MT	27 Feb, 2024	 Pune, Maharashtra, India	
PRAKASH FABRICATORS	Sell	Melting Scrap	700 MT	22 Feb, 2024	 Dewas, Madhya Pradesh, India	
RINL	Sell	Bloom 320x250MM	1,625 MT	21 Feb, 2024	 Visakhapatnam, Andhra Pradesh, India	
NINL	Sell	Melting Scrap	2,080 MT	21 Feb, 2024	 Kalinga Nagar, Odisha, India	
<b>Pig Iron</b>						
SAIL	Sell	Pig iron	6,000 MT	21 Feb, 2024	 Rourkela, Odisha, India	
SAIL	Sell	Pig iron	100 MT	20 Feb, 2024	 Burnpur, West Bengal, India	
<b>Rail</b>						
SAIL	Sell	60 kg and 52 kg rail	3,200 MT	20 Feb, 2024	 Bhilai, Chattisgarh, India	
<b>Rebar</b>						
RINL	Sell	Rebar	15,000 MT	24 Feb, 2024	 Vishakhapatnam, Andhra Pradesh, India	
<b>Used Plants And Machines</b>						
Advanced Weapons and Equipment India Limited	Sell	Used Plant & Machines	1 Nos	22 Feb, 2024	 Kolkata, West Bengal, India	
NTPC	Sell	Used Plant & Machines	1 Nos	01 Mar, 2024	 Angul, Odisha, India	

COMPANY	TYPE	GRADE	QUANTITY	EXPIRY DATE	LOCATION	VIEW
---------	------	-------	----------	-------------	----------	------

### Wire Rod

RINL	Sell	Wire Rod Coil	5,000 MT	21 Feb, 2024	 Visakhapatnam, Andhra Pradesh, India	
------	------	---------------	----------	--------------	--	---

[View All](#)



Formerly SteelMint / CoalMint

#### Contact:

[info@bigmint.co](mailto:info@bigmint.co)  
**+91 9770056666**

**Disclaimer:** BigMint has taken due care and caution in compilation of content. Information is just for reference not intended for trading purpose or to address your particular requirement. The content includes facts, views, and opinions are of individuals and not that of the BigMint management. We and our content licensors do not guarantee or warrant the accuracy, completeness or timeliness of, or otherwise endorse these views, and opinions. BigMint and its affiliates, or their employees, directors or agents shall not be liable or responsible for any loss or costs or any action whatsoever arising out of use or relying on the spot prices disseminated.

[www.bigmint.co](http://www.bigmint.co)

Copyright@ 2009-2023