



Formerly SteelMint / CoalMint

IronOre X

Monthly Overview, April 2024

Highlight

Cover story

Odisha iron ore market snapshot

Chhattisgarh iron ore market snapshot

Karnataka iron ore market snapshot

Global iron ore & pellet market snapshot

Iron ore concentrate market snapshot

Domestic pellet market snapshot

Statistical Indicators

Currency Indicators (USD)

CONTENTS

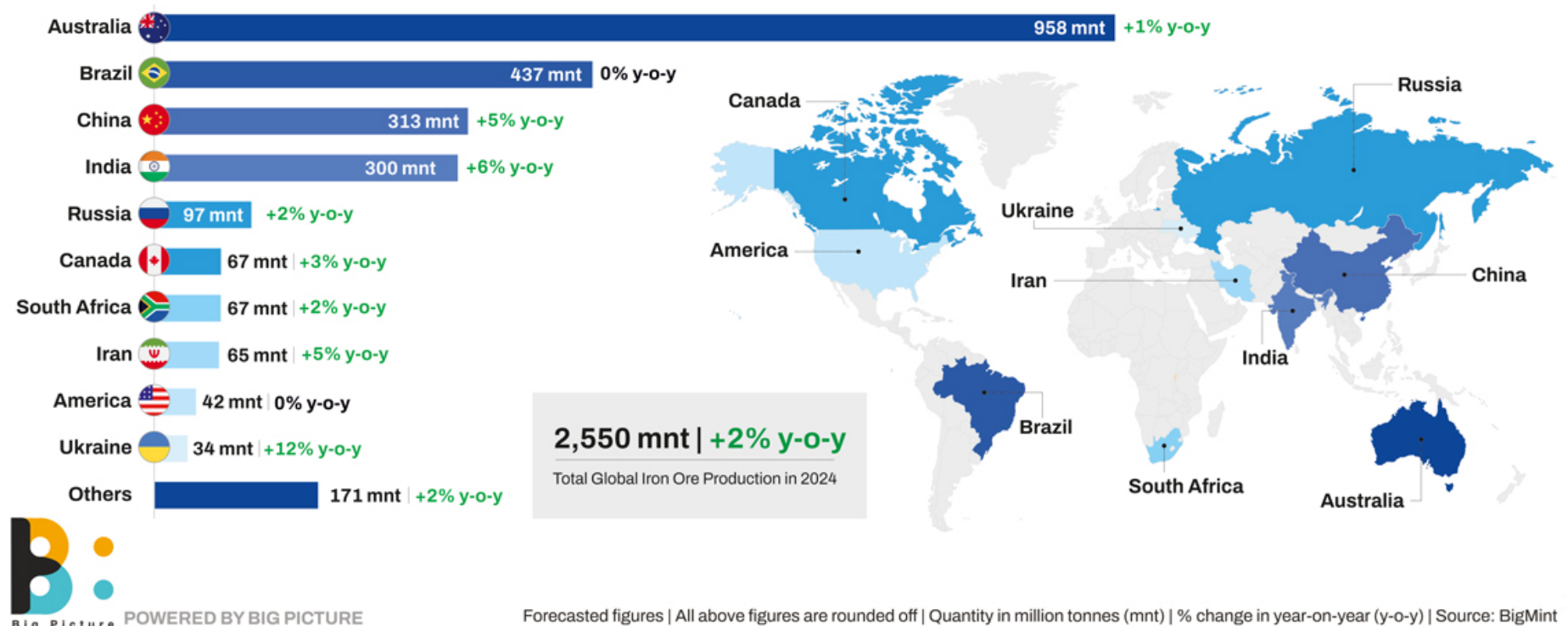
Global iron ore production expected to rise 2% y-o-y in CY'24 to over 2.5 bnt	1
Snapshot Iron Ore Prices & Related Commodities	2
Snapshot India's Iron Ore Statistics	3
Odisha Iron Ore Prices Market Update	4
NMDC CG Iron Ore Prices Market Update	5
Karnataka Iron Ore Prices Market Update	6
India Iron Ore Export Prices Market Update	7
India Iron Ore Concentrate Prices Market Update	8
India Domestic Pellet Prices Market Update	9
Global Pellet Prices Market Update	10
Statistical Indicators	11-13
Key Auction Results	14-15
Currency Indicators	16

Global iron ore production expected to rise 2% y-o-y in CY'24 to over 2.5 bnt

Global iron ore production set to rise 2% y-o-y in 2024



India likely to see 6% y-o-y growth to over 300 mnt



Production of iron ore globally is expected to edge up by around 2% y-o-y to 2.54 bnt in CY'24 from a level of 2.49 bnt in CY'23. In CY'24, global steel demand is likely to rise by 1.9% y-o-y to 1,849 mnt, as per WSA projection.

The supply of iron ore is expected to increase as investments in new projects and efforts to improve mining operations gather pace. Mining companies are actively working to meet the growing global demand for ore.

Country-wise production growth

- **Australia**, the world's largest iron ore producer, will see output rising to 958 mnt in CY'24, an increase of 1% y-o-y compared with CY'23. Australia is projected to see continued ramp up of greenfield projects from established producers Rio Tinto, BHP and Fortescue, as well as emerging producers such as Mineral Resources Limited, Atlas Iron and Magnetite Mines.
- Production in **Brazil** is expected to remain largely flat y-o-y in 2024. Vale targets production of nearly 320 mnt in the near term. This will include Vale's S11D expansion, as well as new and expanded output by a number of other producers, including CSN's Casa de Pedra mine.
- **China and India** are expected to witness production growth of 5% and 6%, respectively, y-o-y in CY'24, although low-grade production in China is not likely to support import substitution. Higher production from Indian PSU and private miners is likely to push up output in CY'24 to over 300 mnt.
- Both **Russia and Ukraine** are expected to ramp up iron ore output in CY'24, despite the weight of sanctions hanging on Russia. Severstal and Evraz are the key Russian miners but Mechel, too, is investing in new mine development.
- **South Africa** is expected to witness just 2% y-o-y growth in production, as logistical problems ease and production, especially of major miners such as Anglo's Kumba, increases.

Outlook

Iron ore prices have remained more or less elevated throughout 2023 on Chinese steel output rising by nearly 2% y-o-y. Higher seaborne prices have supported extensive investments in mining and exploration. However, macroeconomic headwinds, especially in China, are likely to hit prices. Prices may be further affected by rising global supplies in CY'24. If iron ore prices keep lower for long enough pressure on suppliers will inevitably rise. It will be interesting to see how global supply dynamics adjust to changing demand metrics in CY'24.

Snapshot | Iron Ore Prices & Related Commodities

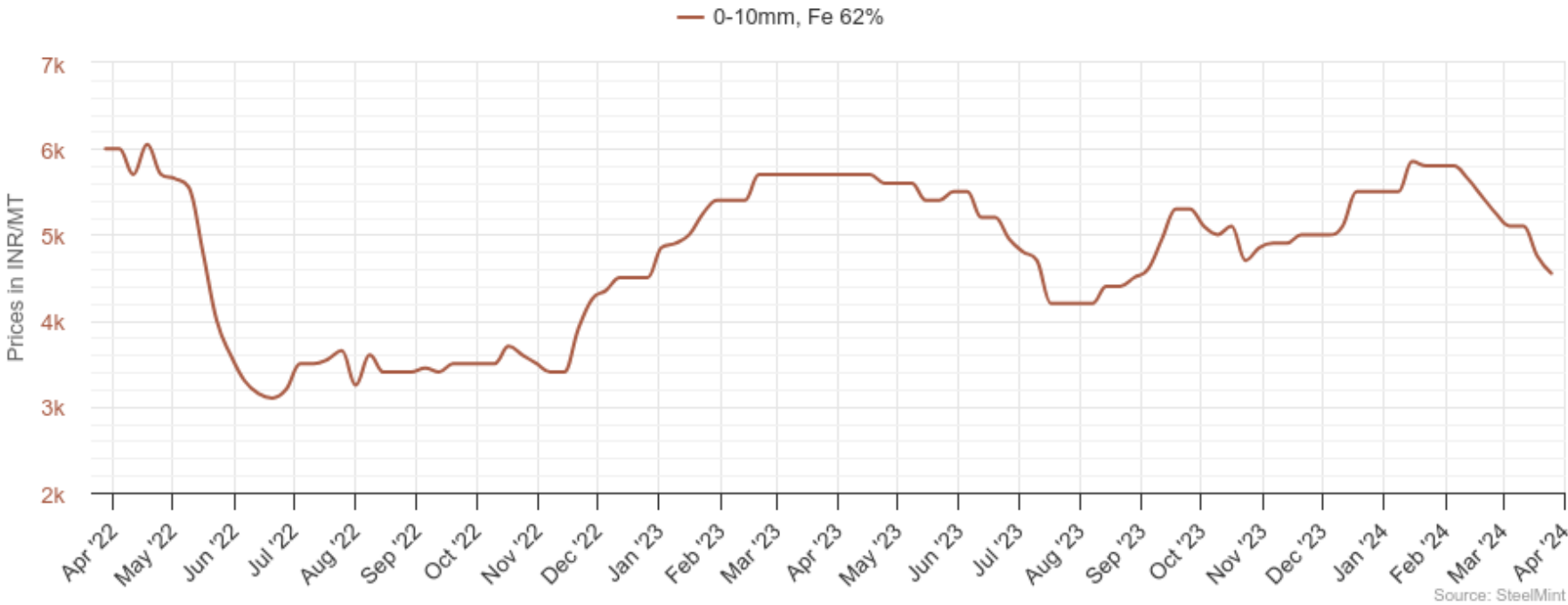
Commodity	Sub-Commodity	Particular	Size,Grade	Mar'24	Feb'24	Jan'24	Dec'23	Nov'23	Oct'23
Iron Ore ²	Fines/lumps	Ex-Mines, Odisha	5-18 mm, Fe 63%, DR Grade	₹6,530	- 570	- 895	- 950	- 670	- 1,208
Iron Ore ²	Fines/lumps	Ex-Mines, Odisha	10-30mm, Fe 63%, BF Grade	₹5,720	- 405	- 630	- 760	- 355	- 1,042
Iron Ore ²	Fines/lumps	Ex-Mines, Odisha	0-10mm, Fe 62%	₹4,950	- 725	- 712	- 270	+ 38	- 25
Iron Ore ³	Fines/lumps	F.O.R Siding, CG	10-40 mm, Fe 67%, DR CLO	₹6,970	+ 6,970	- 100	+ 6,970	+ 250	+ 450
Iron Ore ³	Fines/lumps	F.O.R Siding, CG	6-40 mm, Fe 65.5%	₹5,800	+ 5,800	0	+ 5,800	+ 400	+ 600
Iron Ore ³	Fines/lumps	F.O.R Siding, CG	0 -10 mm, Fe 64%	₹5,060	+ 5,060	- 50	+ 5,060	+ 400	+ 600
Iron Ore ²	Fines/lumps	Ex-Mines, Karnataka	0-10 mm, Fe 57%	₹3,375	- 225	- 475	- 625	- 305	- 125
Iron Ore ²	Fines/lumps	FOR Balharshah	0-10mm, Fe 63%	₹6,000	- 550	- 138	+ 240	+ 560	+ 600
Iron Ore ¹	Fines/lumps	CNF China	Fines, Fe 62% (Australia Origin)	\$110	- 16	- 25	- 26	- 20	- 9
Iron Ore ³	Concentrates	exw Jabalpur	-45 micron, Fe 63%	₹5,439	- 261	- 194	+ 178	+ 578	+ 895
Iron Ore ²	Pellets	FOB East Coast India	6-20 mm, Fe 63%	\$98	- 14	- 26	- 30	- 27	- 14
Iron Ore ³	Pellets Index	DAP Raipur	6-20 mm, Fe 63%, (+/- 0.5%)	₹9,194	- 344	- 650	- 728	- 375	- 739
Iron Ore ³	Pellets	FOR Siding, Barbil	6-20 mm, Fe 63%, (+/- 0.5%)	₹8,011	- 651	- 1,200	- 733	- 377	- 445
Iron Ore ³	Pellets	exw Bellary	6-20 mm, Fe 63%	₹10,511	- 139	- 372	- 106	+ 399	- 28
Iron Ore ³	Pellets	exw Durgapur	6-20 mm, Fe 63%, (+/- 0.5%)	₹8,778	- 672	- 1,033	- 822	- 310	- 61
Iron Ore ³	Pellets	exw Jamshedpur	6-20 mm , Fe 63%	₹8,711	- 603	- 883	- 156	- 89	- 261
Iron Ore ³	Pellets	exw Jharsugda	6-20 mm, Fe 63%, (+/- 0.5%)	₹8,656	- 388	- 427	- 538	- 250	- 187
Iron Ore ³	Pellets	DAP Kandla	6-20 mm, Fe 64/63%	₹10,967	- 1,283	- 1,944	- 1,833	- 1,383	- 855
Semi Finished ¹	Pig Iron	exw Durgapur	Steel Grade	₹38,046	- 446	- 389	+ 278	+ 870	- 859
Scrap ¹	Hms	DAP Mumbai	HMS(80:20)	₹33,338	+ 522	+ 192	- 454	- 466	- 2,045
Semi Finished ¹	Sponge Iron	exw Raigarh	Mix (70% Lumps, 30% Fines), FeM 80% (+/-1)	₹26,590	+ 306	- 420	- 1,270	- 1,996	- 3,675
Semi Finished ¹	Billet	exw Raipur	100x100mm, IS 2831	₹39,827	+ 559	- 50	- 373	- 1,201	- 2,796
Finish Flat ³	Hrc	exy Mumbai	2.5-8mm / CTL, IS2062, Gr E-250	₹52,750	- 1,164	- 1,525	- 2,328	- 2,507	- 5,088

1-Daily Assessment, 2-Weekly Assessment, 3-Monthly Assessment, W-O-W:Week On Week, 1M: Change over last month, 3M: Change over last 3 months

Snapshot | India's Iron Ore Statistics

Product	Unit	Quantity	Latest Month	Quantity	Previous Month	% Change M-o-M	Total 2023
Production							
Fines/Lumps	MT	24,884,058	February'24	25,500,872	January'24	-2	282,783,038
Pellet/Concentrate	MT	7,476,000	February'24	8,300,000	January'24	-10	90,864,000
Crude Steel	MT	11,800,000	February'24	12,513,000	January'24	-6	137,076,000
Sponge Iron	MT	4,248,000	February'24	4,496,000	January'24	-6	48,489,000
Export							
Fines/Lumps	MT	3,192,207	March'24	4,072,344	February'24	-22	33,152,036
Pellet/Concentrate	MT	403,220	March'24	1,112,330	February'24	-64	10,875,642
Sponge Iron	MT	92,735	March'24	110,224	February'24	-16	1,342,348
Import							
Fines/Lumps	MT	382,034	March'24	189,904	February'24	101	4,980,371
Ferrous Scrap	MT	593,791	March'24	834,572	February'24	-29	11,045,429

Odisha Iron Ore Prices Market Update



Monthly Average Price Table

	Fines, Odisha	Fines, Odisha	Lumps, Odisha	Sentiments
Month	0-10mm, Fe 62%	0-10mm, Fe 60%	5-18 mm, Lumps, Fe 60%	
Jan-23	5,000	4,080	6,400	
Feb-23	5,480	4,450	6,680	
Mar-23	5,700	5,040	7,000	
Apr-23	5,680	4,960	6,600	
May-23	5,500	4,480	6,500	
Jun-23	5,350	4,410	6,230	
Jul-23	4,570	3,940	5,960	
Aug-23	4,300	3,780	6,050	
Sep-23	4,930	4,440	6,620	
Oct-23	4,980	4,380	6,380	
Nov-23	4,910	4,340	5,880	
Dec-23	5,220	4,680	6,240	
Jan-24	5,660	5,160	6,300	
Feb-24	5,680	5,130	6,040	
Mar-24	4,950	4,470	5,630	

What happened

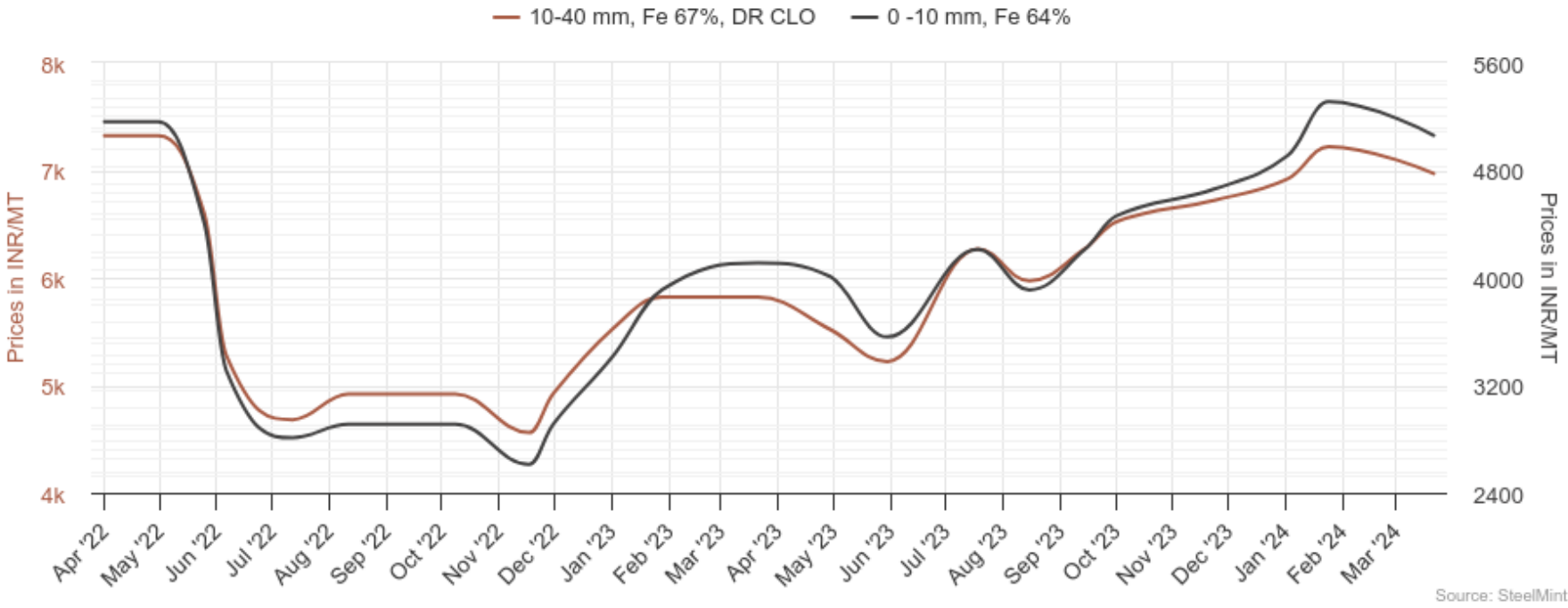
- BigMint's Odisha iron ore fines index (Fe 62%) decreased by INR 700/t m-o-m in March, 2024. Prices fell amid lower demand in both export and domestic market.
- Meanwhile, OMC fines auction bids fell m-o-m by INR 200-950/t with 1.46 mnt material sold in March.

What may happen

- Iron ore prices are expected to remain downward in April as miners will get new EC improving the supply side in the market.

Note:
Inclusive of Royalty (15%), DMF (4.5%) & NMET (2%). GST extra
Basic Prices, GST @ 18% extra
Basic prices, GST @18% extra
Domestic prices in INR/MT.

NMDC CG Iron Ore Prices Market Update

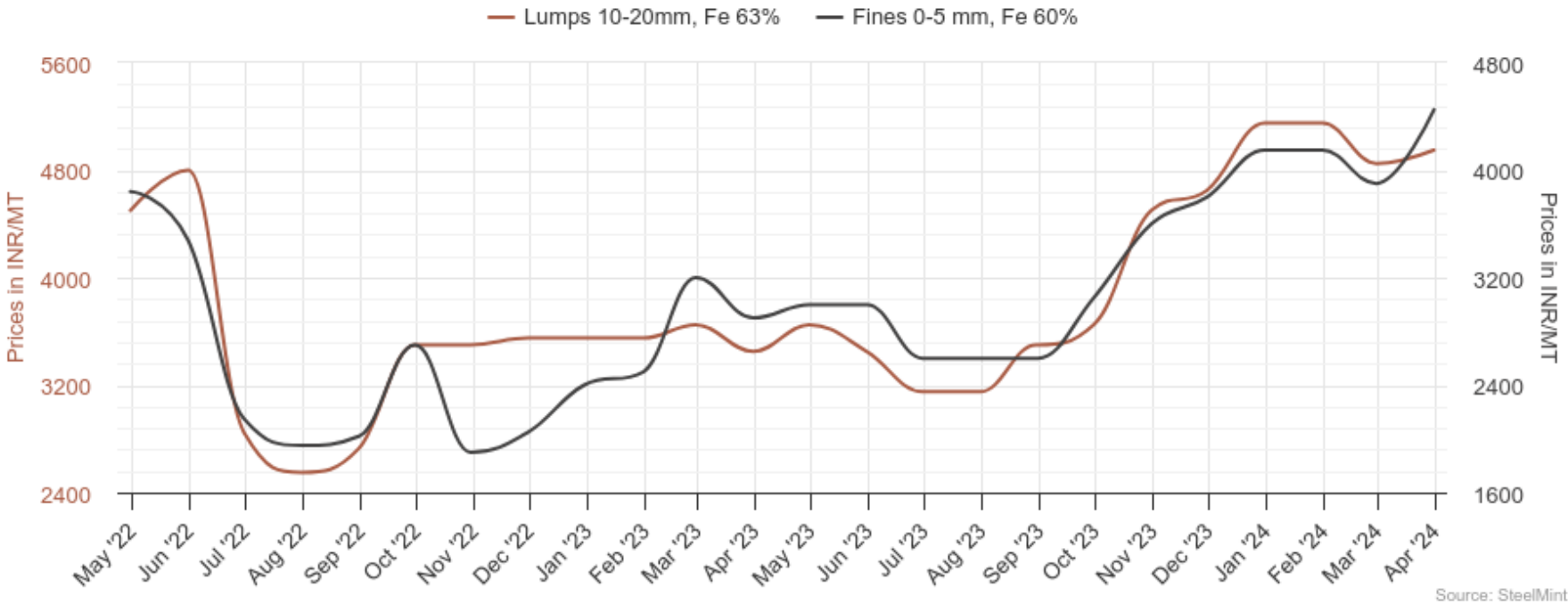


Monthly Average Price Table

Lumps, NMDC		Fines, NMDC	Sentiments
Month	10-40 mm, Fe 67%, DR CLO	0 -10 mm, Fe 64%	
Jan-23	5,670	3,660	<div>What happened</div> <ul style="list-style-type: none">NMDC decreased prices of DR-CLO and fines by INR 200-250/t. Prices include royalty, DMF and NMET charges.Significant drop in bids in OMC's auction, India's domestic pellet index hitting 7-month low along with global iron ore prices touching 10-month low led to declined prices. <div>What may happen</div> <ul style="list-style-type: none">Fresh EC's coming in the current fiscal year might keep prices under pressure.Meanwhile, the miner recorded iron ore production volumes of 45.10 mnt in FY'24, up by 10% y-o-y. However, sales rose by 16% to 44.5 mnt.
Mar-23	5,820	4,110	
Apr-23	5,520	4,010	
May-23	5,220	3,560	
Jul-23	6,270	4,210	
Aug-23	5,970	3,910	
Sep-23	6,270	4,210	
Oct-23	6,520	4,460	
Nov-23	6,720	4,660	
Jan-24	7,070	5,110	
Mar-24	6,970	5,060	

Note:
Excluding Royalty (15%), DMF &(4.5%), NMET(2%) and GST
Domestic prices in INR/MT.

Karnataka Iron Ore Prices Market Update

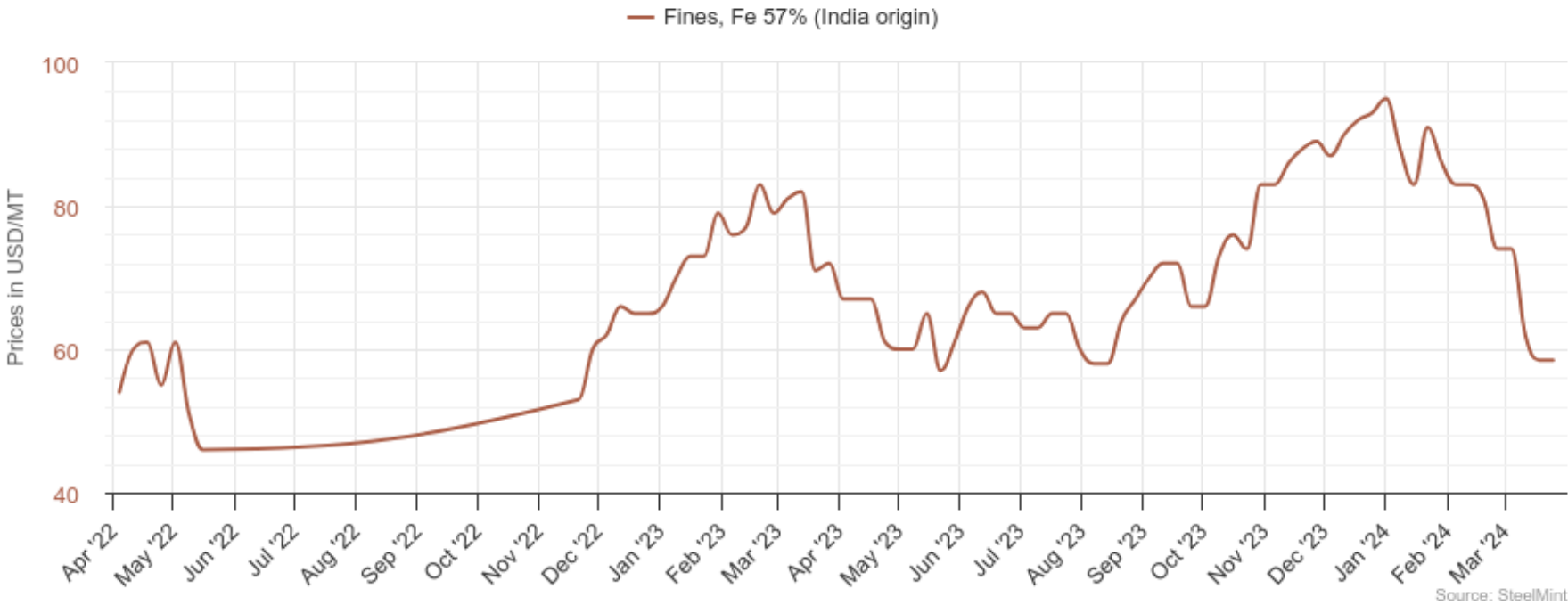


Monthly Average Price Table

Fines, Karnataka		Lumps, Karnataka	Sentiments
Month	Lumps 10-20mm, Fe 63%	Fines 0 -5 mm, Fe 60%	
Jan-23	3,550	2,500	<div><div>What happened</div><ul style="list-style-type: none">Prices fell to 6-months low in March owing to NMDC recent price cut announcement from Donimalai.Meanwhile, bearish export market sentiments and lower trades amid non-availability of material owing to the fiscal year 2024 (FY'24)-end weighed on Karnataka's low-grade iron ore market.<div>What may happen</div><ul style="list-style-type: none">Prices are expected to remain volatile due to soft market trends amid bearish export market sentiment.Meanwhile, the fresh EC limit from the next financial year (FY'25) is expected to improve the supply side.</div>
Feb-23	3,650	3,200	
Mar-23	3,450	2,900	
Apr-23	3,650	3,000	
May-23	3,450	3,000	
Jun-23	3,150	2,600	
Jul-23	3,150	2,600	
Aug-23	3,500	2,600	
Sep-23	3,650	3,050	
Oct-23	4,500	3,600	
Nov-23	4,650	3,800	
Dec-23	5,150	4,150	
Jan-24	5,150	4,150	
Feb-24	4,850	3,900	
Mar-24	4,950	4,450	

Note:
Royalty @ 15% & GST (18% on ore auction price; 18% on Royalty)
Domestic prices in INR/MT.

India Iron Ore Export Prices Market Update



Monthly Average Price Table

FOB Paradip		Sentiments	
Month	Fines, Fe 58/57% (India origin)		
Jan-23	70		
Feb-23	79		
Mar-23	77		
Apr-23	66		
May-23	60		
Jun-23	65		
Jul-23	64		
Aug-23	61		
Sep-23	70		
Oct-23	72		
Nov-23	86		
Dec-23	90		
Jan-24	89		
Feb-24	81		
Mar-24	63		

What happened

- Iron ore export prices fell sharply by around \$18/t m-o-m in March, 2024 following drop in global iron ore prices (Fe 62%) index by around \$16/t m-o-m.
- Lower-grade fines prices witnessed a drop amid a lack of buying interest from buyers. The overseas buyers were looking for cheaper material following a sluggish import margin, which was not feasible for Indian sellers.
- Meanwhile, iron ore inventories rose to 142.1 mnt towards end-Mar'24 against 134.9 mnt in end-Feb'24.

What may happen

- The seaborne export market for Indian iron ore fines may remain under pressure amid uncertainty in the Chinese market.

Note:
Custom Duty, GST extra
Domestic prices in USD/MT.

India Iron Ore Concentrate Prices Market Update



Monthly Average Price Table

Concentrates , Exw- Jabalpur		Sentiments
Month	-45 micron, Fe 63%	
Jan-23	4,480	
Feb-23	5,370	
Mar-23	5,400	
Apr-23	5,510	
May-23	5,110	
Jun-23	4,410	
Jul-23	3,920	
Aug-23	3,890	
Sep-23	4,570	
Oct-23	4,540	
Nov-23	4,860	
Dec-23	5,260	
Jan-24	5,630	
Feb-24	5,700	
Mar-24	5,440	

What happened

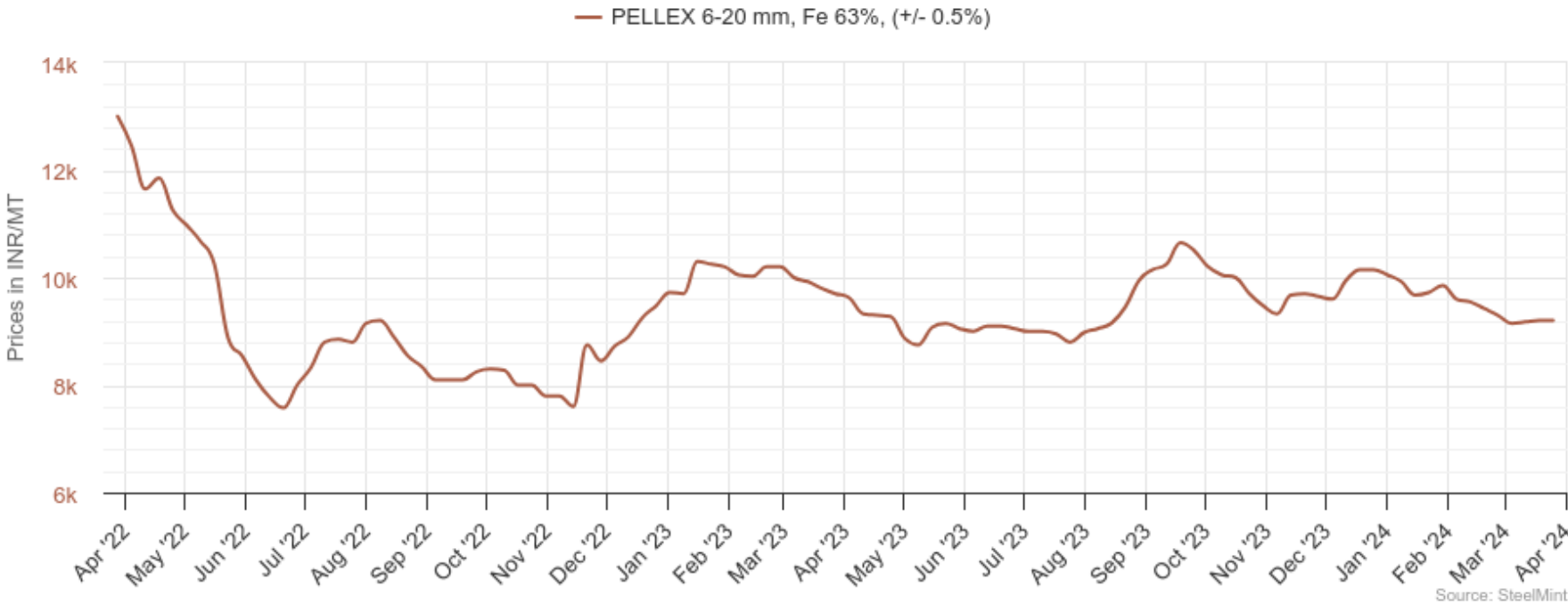
- Iron ore concentrate prices fell by around INR 260/t m-o-m in March, 2024. Prices are hovering at over 4-months low.
- NMDC price cut, weak market sentiments from pellet and iron ore have weighed on concentrate price cuts.

What may happen

- Iron ore concentrate offers are expected to remain under pressure considering bearish market sentiments prevailing in the export and Odisha iron ore markets.
- Meanwhile, buyers' bids have already dropped amid price cut expectations, which are expected to weigh down concentrate prices further.

Note:
Inclusive of Royalty, DMF & NMET, GST extra
Domestic prices in INR/MT.

India Domestic Pellet Prices Market Update



Monthly Average Price Table

	Pellet, Exw-Bellary	Pellet, DAP-Kandla	Pellet, FOR Siding-Barbil	Pellet, Ex-Durgapur	Sentiments
Month	6-20 mm, Fe 63%	6-20 mm, Fe 64/63%	6-20 mm, Fe 63%	6-20 mm, Fe 63%	
Jan-23	8,930	11,280	9,220	9,190	
Feb-23	8,910	11,750	9,510	9,650	
Mar-23	9,150	12,050	9,510	9,970	
Apr-23	9,810	11,650	9,110	9,610	
May-23	9,700	11,220	8,410	8,790	
Jun-23	9,930	10,930	7,980	8,520	
Jul-23	10,370	10,800	7,610	8,350	
Aug-23	11,300	10,870	7,920	8,400	
Sep-23	11,230	11,820	8,980	9,240	
Oct-23	10,540	11,820	8,460	8,840	
Nov-23	10,110	12,350	8,390	9,090	
Dec-23	10,620	12,800	8,740	9,600	
Jan-24	10,880	12,910	9,210	9,810	
Feb-24	10,650	12,250	8,660	9,450	
Mar-24	10,510	10,970	8,010	8,780	

Note:
GST extra
GST @ 5% extra
Domestic prices in INR/MT.

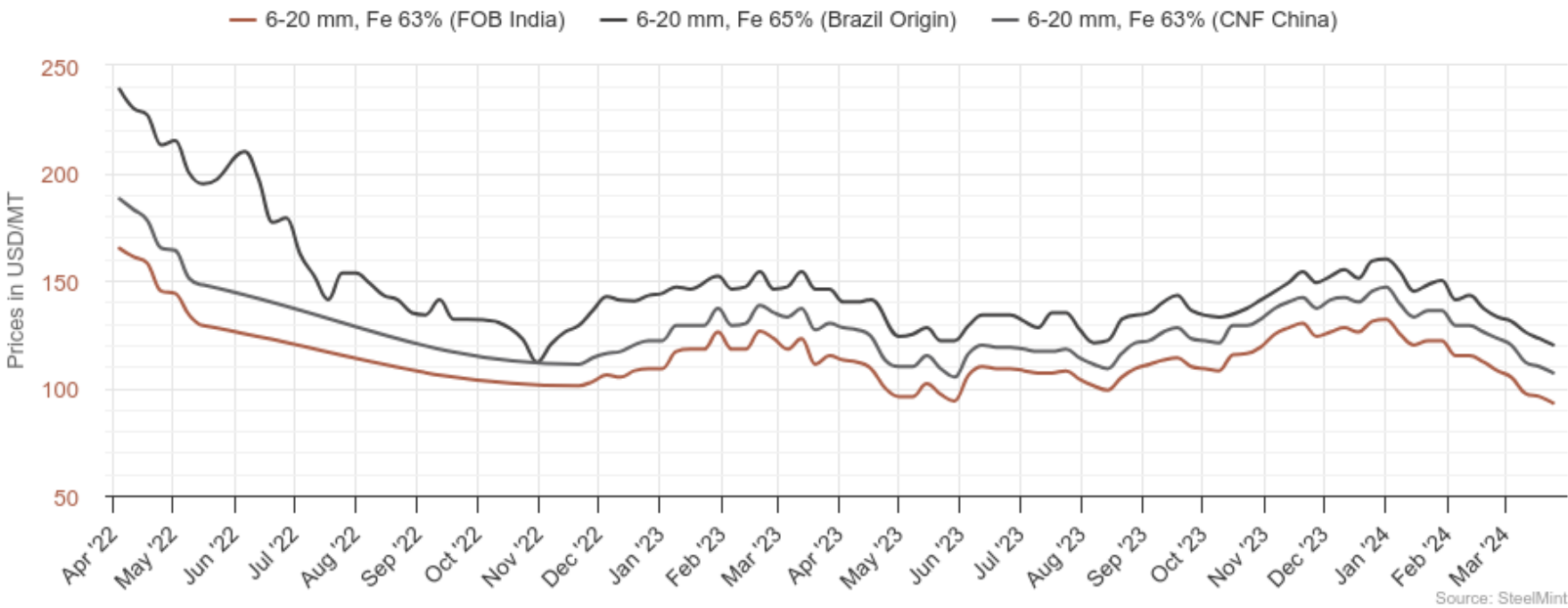
What happened

- The monthly average domestic pellet index, PELLEX, fell marginally by around INR 350/t m-o-m in March, 2024.
- Prices dropped amid low liquidity from buyers and lower buying interest.

What may happen

- Pellet offers might experience fluctuations due to subdued export demand, but sustained increases in sponge and billet prices could maintain a positive market outlook.

Global Pellet Prices Market Update



Monthly Average Price Table

	Pellet, FOB East Coast, India	Pellet, CNF Rizhao, China	Pellet, CNF Qingdao, China	Sentiments
Month	6-20 mm, Fe 63%	6-20 mm, Fe 65% (Brazil Origin)	6-20 mm, Fe 63% (India Origin)	
Jan-23	116	146	127	
Feb-23	122	150	134	
Mar-23	118	148	132	
Apr-23	108	140	123	
May-23	97	124	110	
Jun-23	108	133	118	
Jul-23	108	132	118	
Aug-23	104	126	114	
Sep-23	112	138	125	
Oct-23	112	135	125	
Nov-23	125	148	138	
Dec-23	128	154	142	
Jan-24	124	151	138	
Feb-24	112	138	127	
Mar-24	98	125	112	

What happened

- Iron ore pellet export prices fell m-o-m by around \$15/t in March, 2024.
- Pellet manufacturers remained in wait-and-watch mode amid sluggish market sentiments for high-grade material in China.
- Meanwhile, pellet inventories remained largely stable at 7.3 mnt towards end-Mar'24 as against 7.65 mnt in end-Feb'24.

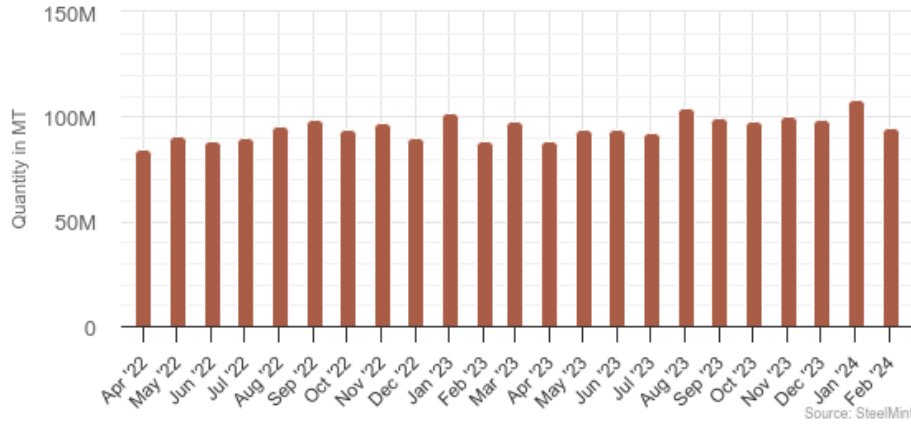
What may happen

- Pellet export offers are expected to remain under pressure in the coming days following bearish market fundamentals in China and increased inventory at port.

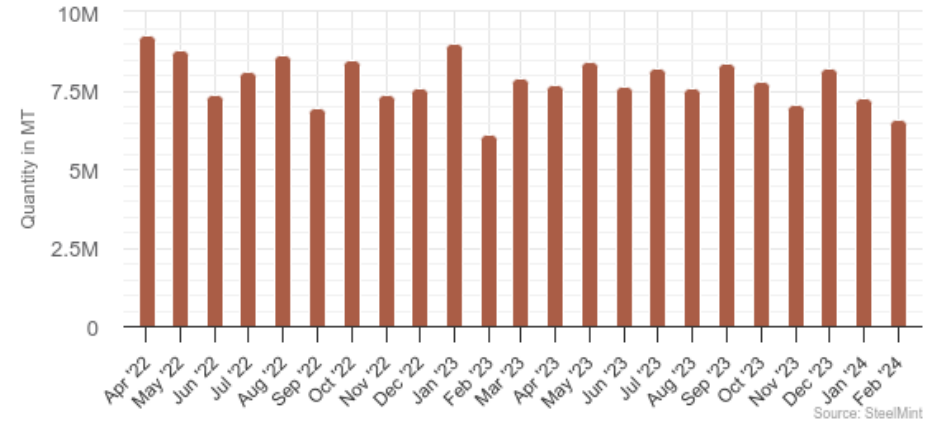
Note:
Custom Duty
Domestic prices in USD/MT.

Statistical Indicators

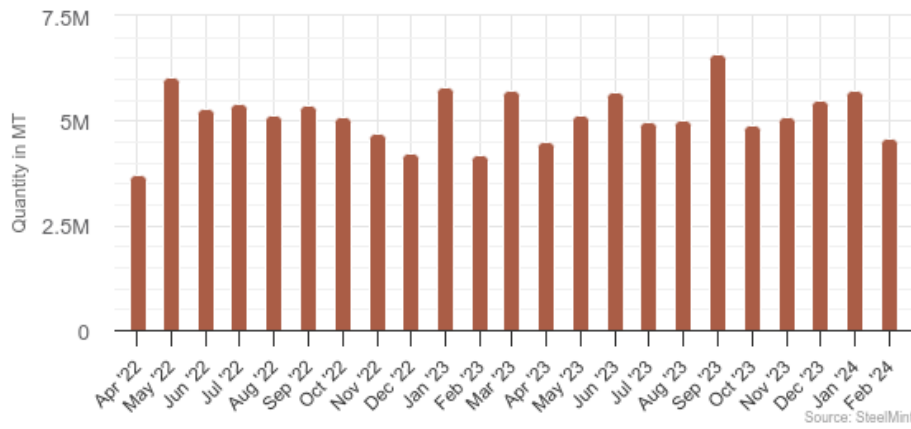
China - Fines/Lumps Import



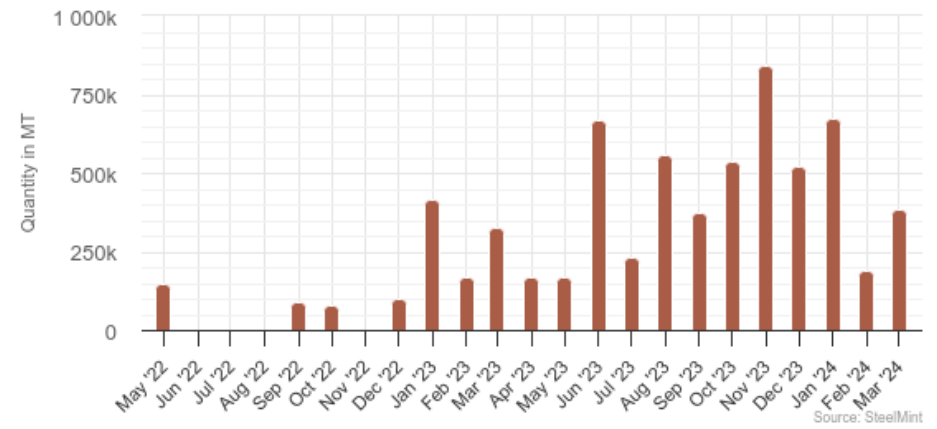
Japan - Fines/Lumps Import



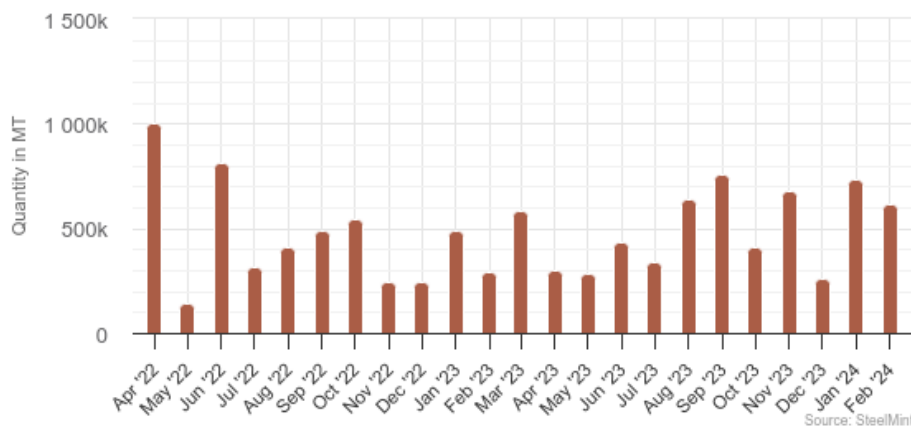
South Korea - Fines/Lumps Import



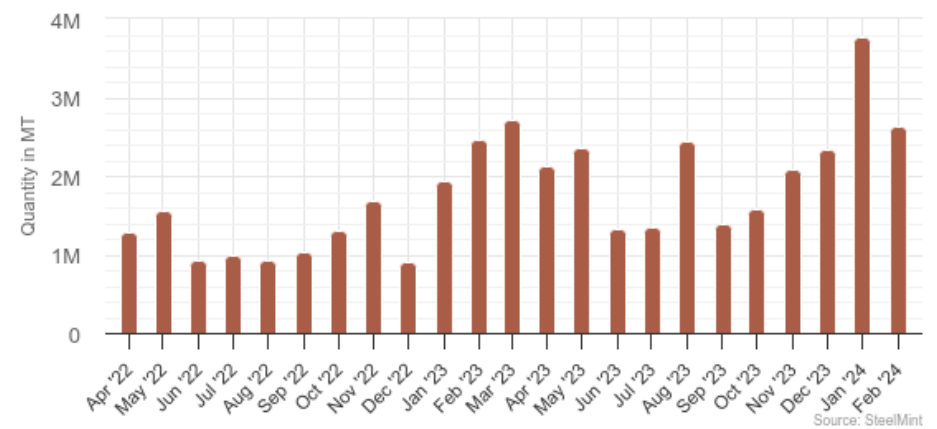
India - Fines/Lumps Import



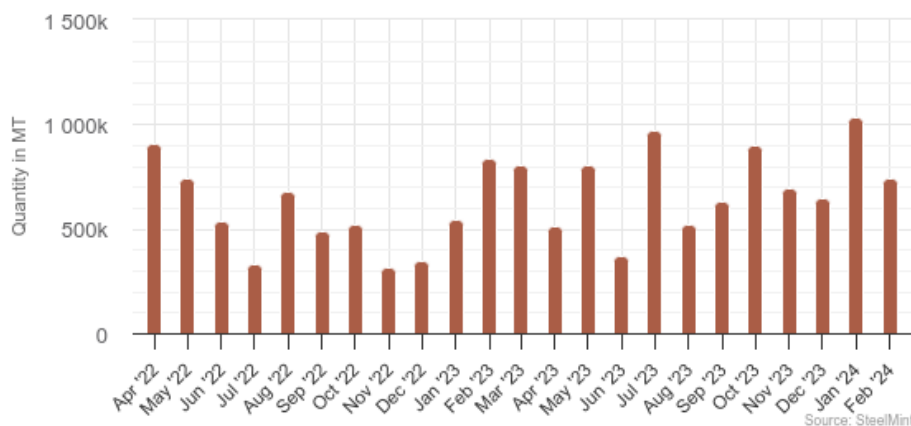
Turkey - Fines/Lumps Import



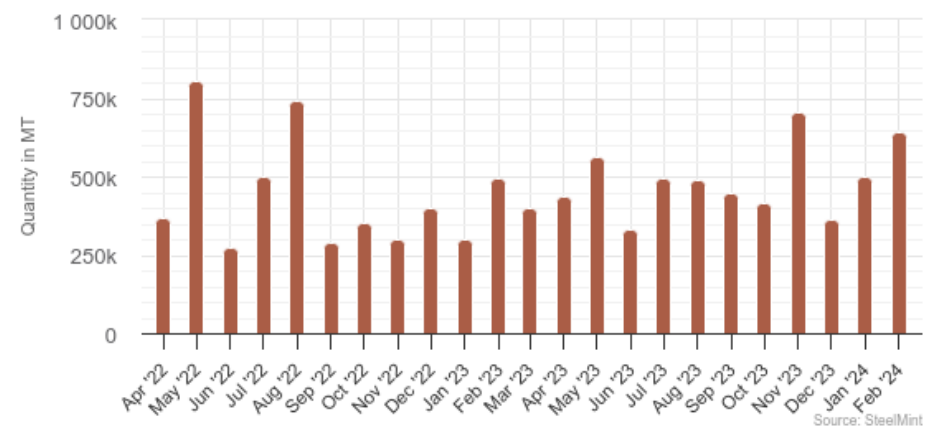
China - Pellet/Concentrate Import



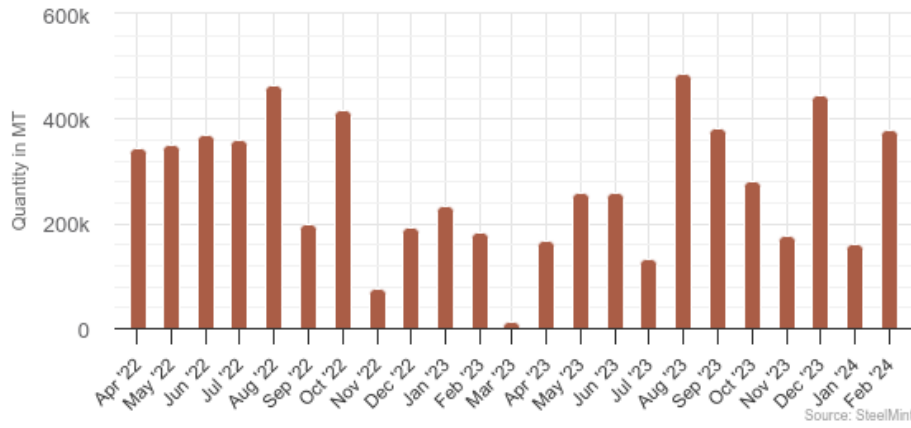
Japan - Pellet/Concentrate Import



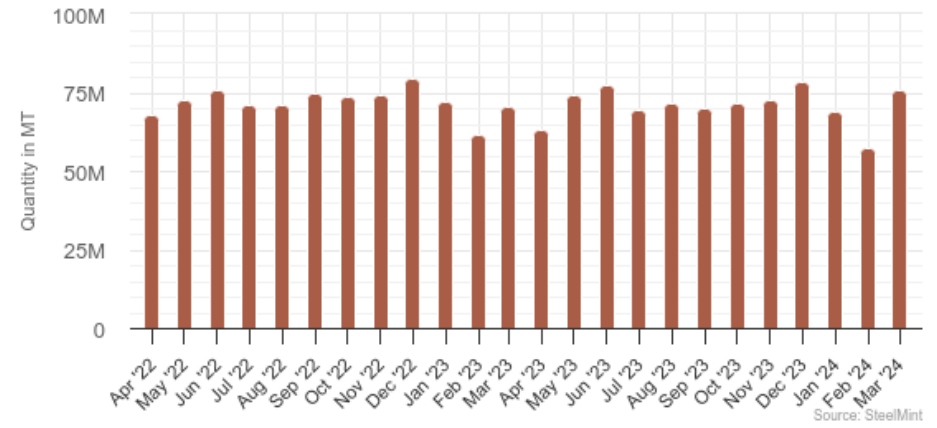
South Korea - Pellet/Concentrate Import



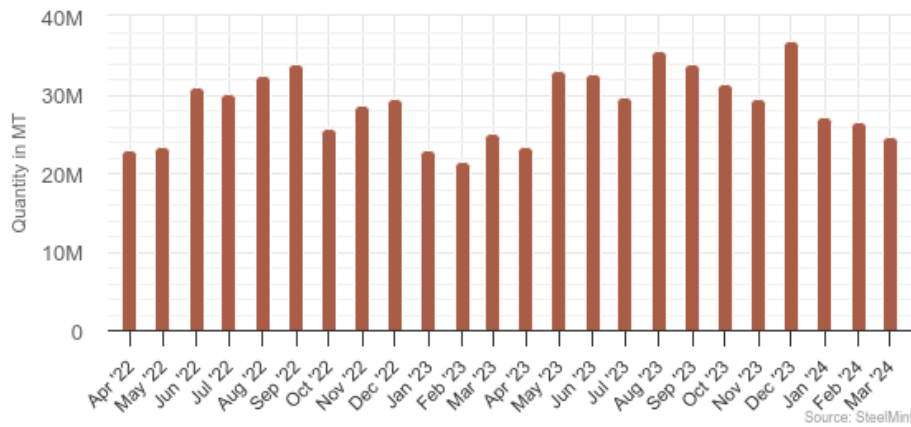
Turkey - Pellet/Concentrate Import



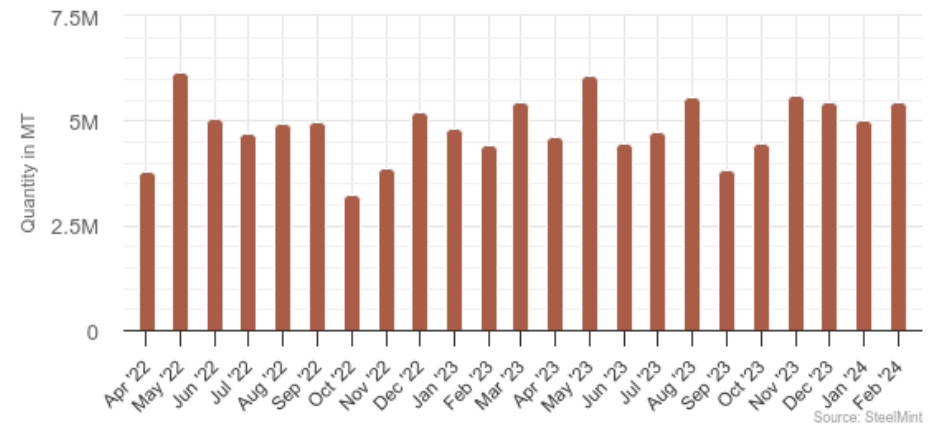
Australia - Fines/Lumps Export



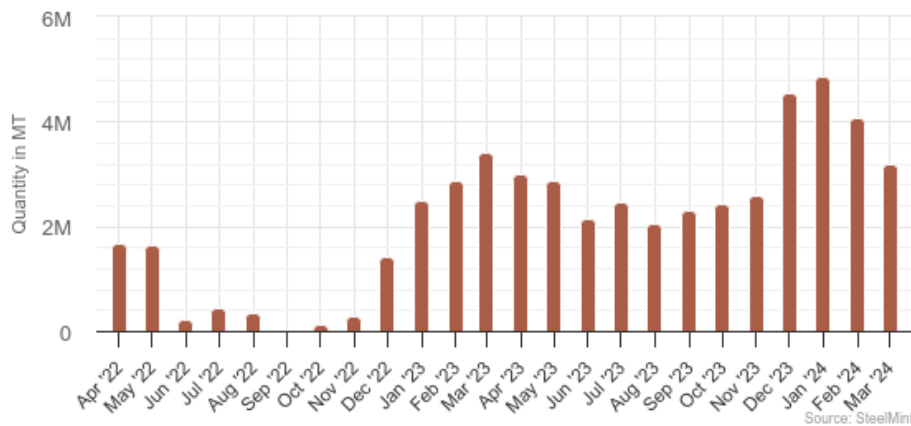
Brazil - Fines/Lumps Export



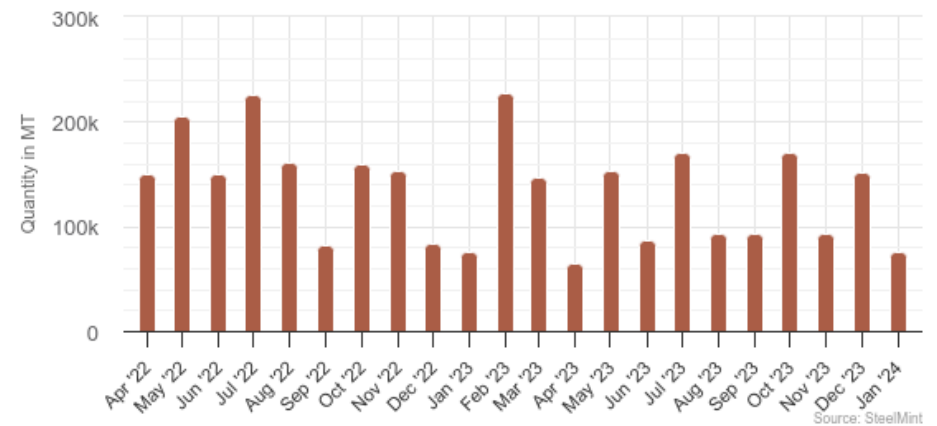
South Africa - Fines/Lumps Export



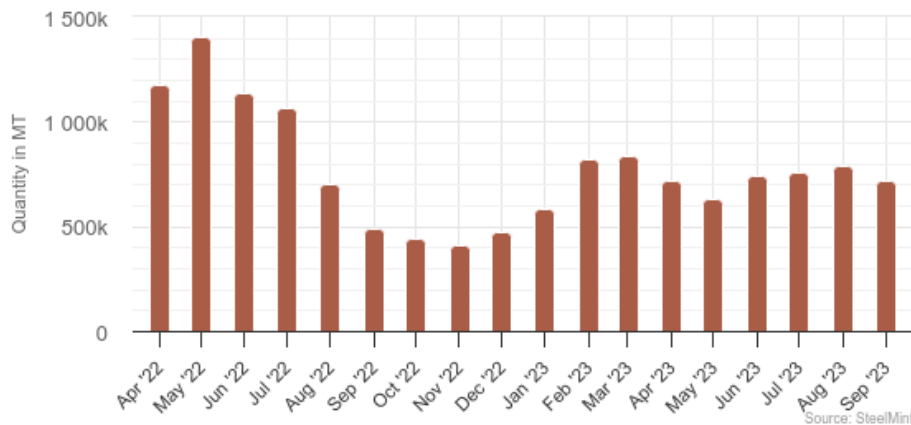
India - Fines/Lumps Export



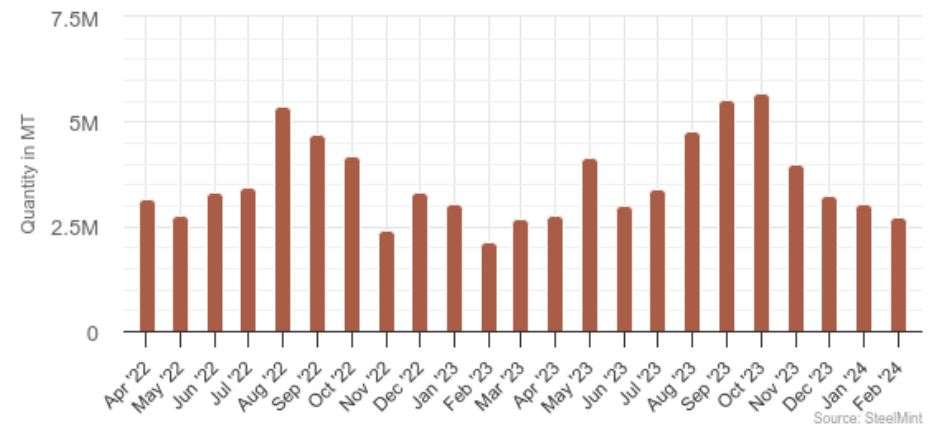
United States - Fines/Lumps Export



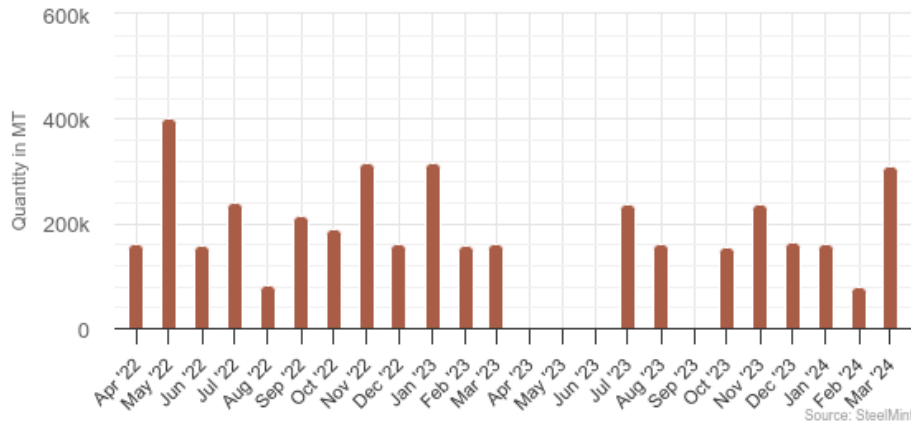
Ukraine - Fines/Lumps Export



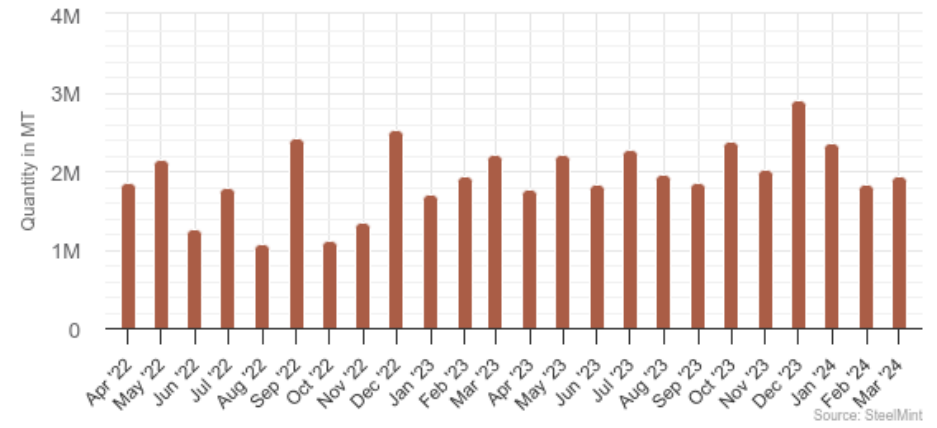
Canada - Fines/Lumps Export



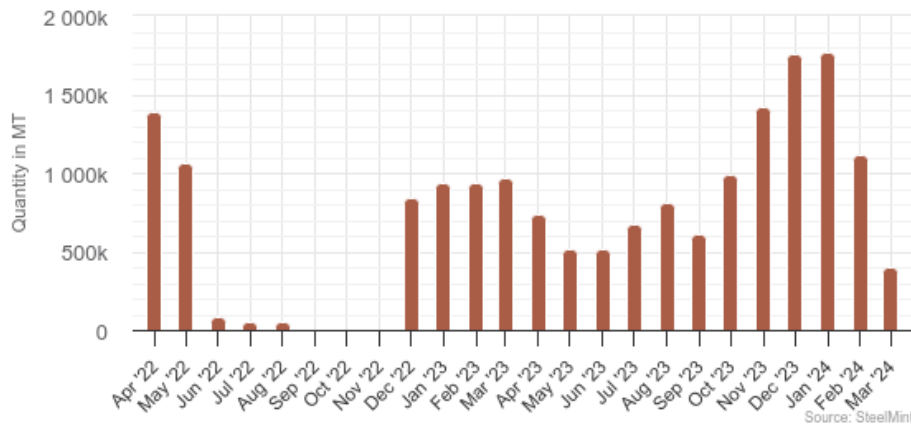
Australia - Pellet/Concentrate Export



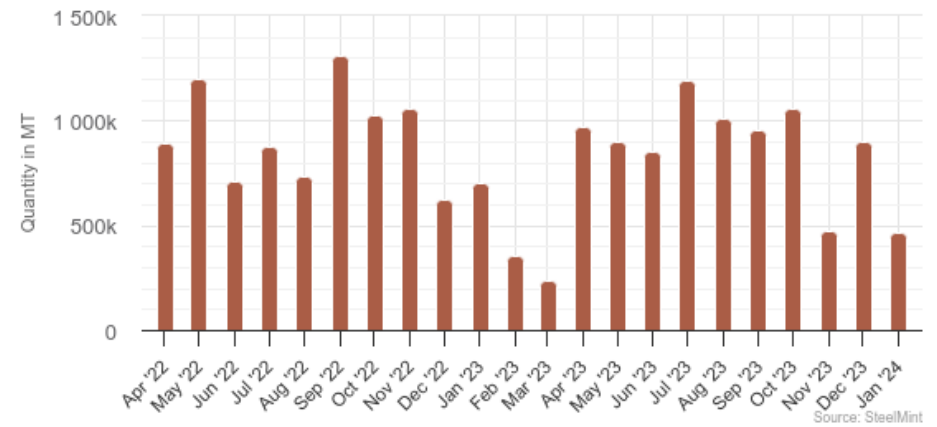
Brazil - Pellet/Concentrate Export



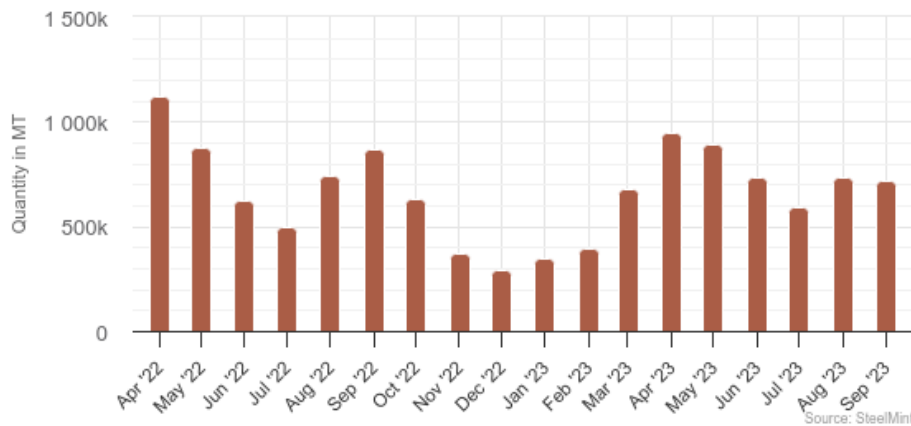
India - Pellet/Concentrate Export



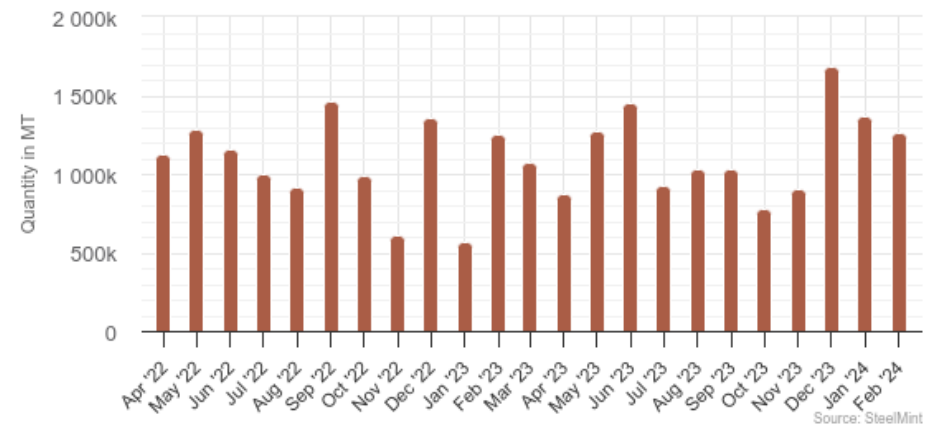
United States - Pellet/Concentrate Export




Ukraine - Pellet/Concentrate Export




Canada - Pellet/Concentrate Export



Snapshot of India's iron ore sales

Snapshot of Karnataka Iron Ore Auction										
Date of auction	Company	Mine	State	Material	Grade	Qty offered(in t)	Qty booked(in t)	Base Price(in INR/t)	Bid Price(in INR/t)	Tax
5 Mar'24	Vedanta	A. Narrain	Karnataka	Lumps(10-40)	Fe 54.5%	16,000	16,000	4,300	4,300	excluding royalty, DMF and NMET
11 Mar'24	VESCO	Ramanamalai	Karnataka	Lumps(10-40)	Fe 61.45-64%	108,000	28,000	6,250-6,750	6,250-6,760	including royalty, DMF and NMET
11 Mar'24	VESCO	Ramanamalai	Karnataka	Lumps(10-40)	Fe 64-64.30%	20,000	-	7,200-7,250	-	including royalty, DMF and NMET
12 Mar'24	NMDC	Kumaraswamy	Karnataka	Lumps(10-40)	Fe 60.36-63.54%	77,000	29,000	4,072-4,745	4,072-6,354	including royalty, DMF and NMET
				Fines	Fe 55.21-63.40%		48,000	2,834-4,484	2,834-5,704	
13 Mar'24	KSMCL	Subbrayanahalli	Karnataka	Lumps(10-40)	Fe 63.03%	132,000	48,000	5,349	5,369-5,379	excluding royalty, DMF and NMET
				Fines	Fe 63.37%		84,000	4,889	5,159-5,169	
15 Mar'24	Vedanta	A. Narrain	Karnataka	Lumps(10-40)	Fe 54.5%	16,000	16,000	3,520	3,520	excluding royalty, DMF and NMET
18 Mar'24	SKMEPL	Ramanadurga	Karnataka	Lumps(10-40)	Fe 53.1-63.8%	87,000	-	4,300-6,400	-	including royalty, DMF and NMET
				Fines	Fe 51.5-63.2%		-	3,300-6,000	-	
20 Mar'24	Vedanta	A. Narrain	Karnataka	Lumps(10-40)	Fe 54.5%	16,000	16,000	3,520	3,520	excluding royalty, DMF and NMET
30 Mar'24	SKMEPL	Ramanadurga	Karnataka	Lumps(10-40)	Fe 53.1-60.5%	67,000	-	4,200-6,100	-	including royalty, DMF and NMET
				Fines	Fe 51.5-53.1%		-	2,800-3,000	-	
Source: BigMint										

Snapshot of India's iron ore sales

Snapshot of Odisha Iron Ore Auction										
Date of auction	Company	Mine	State	Material	Grade	Qty offered(in t)	Qty booked(in t)	Base Price(in INR/t)	Bid Price(in INR/t)	
7 Mar'24	SAIL	Barsua	Odisha	Iron ore tailings	Fe 58.24%	19,860	19,860	3,100	3,100	ex-mines, including royalty, DMF, NMET and extra premium
14 Mar'24	SAIL	Barsua	Odisha	Iron ore tailings	Fe 60.90%	19,860	19,860	-	4,550	ex-mines, including royalty, DMF, NMET and extra premium
16 Mar'24	SAIL	Barsua	Odisha	Iron ore tailings	Fe 56.87%	19,830	19,830	-	2,450	ex-mines, including royalty, DMF, NMET and extra premium
16 Mar'24	SAIL	Barsua	Odisha	Iron ore tailings	Fe 56.87%	19,830	19,830	-	2,450	ex-mines, including royalty, DMF, NMET and extra premium
18 Mar'24	JSW	Jajang	Odisha	Lumps(10-40)	Fe 56%	197,500	102,700	3,100	3,450	ex-mines/plot, including royalty, DMF and NMET
18 Mar'24	SAIL	Bolani	Odisha	Dump Fines	Fe 60.23%	20,000	20,000	-	3,190	ex-mines, including royalty, DMF, NMET and extra premium
19 Mar'24	OMC	Gandhamardan (Block B)	Odisha	Lumps(10-40)	Fe 62%	300,000	300,000	4,600	5,100	ex-mines, including royalty, DMF, NMET
19 Mar'24	OMC	Koira	Odisha	Lumps(10-40)	Fe 62%	40,000	40,000	5,500	5,650	ex-mines, including royalty, DMF, NMET
19 Mar'24	OMC	Daitari	Odisha	Lumps(10-40)	Fe 62%	80,000	80,000	5,100	5,550	ex-mines, including royalty, DMF, NMET
19 Mar'24	OMC	Tiring Pahar	Odisha	Lumps(10-40)	Fe 62%	10,000	4,000	6,800	6,800	ex-mines, including royalty, DMF, NMET
19 Mar'24	OMC	Guali	Odisha	Lumps(5-18)	Fe 62%	120,000	32,000	5,800	5,800	ex-mines, including royalty, DMF, NMET
19 Mar'24	OMC	Guali	Odisha	Lumps(18-40)	Fe 62%	65,000	65,000	5,400	5,750	ex-mines, including royalty, DMF, NMET
19 Mar'24	OMC	Jilling	Odisha	Lumps(5-18)	Fe 62%	125,000	55,000	6,900	6,900	ex-mines, including royalty, DMF, NMET
19 Mar'24	OMC	Jilling	Odisha	Lumps(18-40)	Fe 62%	150,000	102,000	6,800	6,800	ex-mines, including royalty, DMF, NMET
19 Mar'24	OMC	Apahatu quarry of Jilling	Odisha	Lumps(5-18)	Fe 62%	125,000	83,000	5,400	5,400	ex-mines, including royalty, DMF, NMET
19 Mar'24	OMC	Apahatu quarry of Jilling	Odisha	Lumps(18-40)	Fe 62%	125,000	125,000	5,300	5,350	ex-mines, including royalty, DMF, NMET
19 Mar'24	OMC	Khandbandh	Odisha	Lumps(10-40)	Fe 62%	30,000	30,000	6,000	6,450	ex-mines, including royalty, DMF, NMET
19 Mar'24	OMC	Banspani	Odisha	Lumps(10-40)	Fe 62%	16,000	16,000	5,550	5,550	ex-mines, including royalty, DMF, NMET
19 Mar'24	OMC	Unchabali	Odisha	Lumps(10-40)	Fe 58%	20,000	10,000	4,300	4,300	ex-mines, including royalty, DMF, NMET
19 Mar'24	OMC	Roida C	Odisha	Lumps(5-18)	Fe 60%	16,000	16,000	4,900	6,050	ex-mines, including royalty, DMF, NMET
19 Mar'24	OMC	Gandhamardan (Block B)	Odisha	Fines	Fe 60-62%	400,000	400,000	3,950	3,950	ex-mines, including royalty, DMF, NMET
19 Mar'24	OMC	Gandhamardan (Block B)	Odisha	Fines	Fe 62-64%	4,000	4,000	4,300	4,300	ex-mines, including royalty, DMF, NMET
19 Mar'24	OMC	Daitari	Odisha	Fines	Fe 60-62%	110,000	110,000	4,450	4,650	ex-mines, including royalty, DMF, NMET
19 Mar'24	OMC	Daitari	Odisha	Fines	Fe 62-64%	60,000	60,000	4,800	4,800	ex-mines, including royalty, DMF, NMET
19 Mar'24	OMC	Tiring Pahar	Odisha	Fines	Fe 60-62%	12,000	11,000	3,950	3,950	ex-mines, including royalty, DMF, NMET
19 Mar'24	OMC	Guali	Odisha	Fines	Fe 60-62%	300,000	300,000	4,350	4,600	ex-mines, including royalty, DMF, NMET
19 Mar'24	OMC	Guali	Odisha	Fines	Fe 62-64%	4,000	4,000	4,700	5,000	ex-mines, including royalty, DMF, NMET
19 Mar'24	OMC	Jilling	Odisha	Fines	Fe 60-62%	190,000	190,000	4,450	4,450	ex-mines, including royalty, DMF, NMET
19 Mar'24	OMC	Jilling	Odisha	Fines	Fe 62-64%	4,000	4,000	4,800	4,800	ex-mines, including royalty, DMF, NMET
19 Mar'24	OMC	Koira	Odisha	Fines	Fe 60-62%	375,000	253,000	3,950	3,950	ex-mines, including royalty, DMF, NMET
19 Mar'24	OMC	Khandbandh	Odisha	Fines	Fe 60-62%	20,000	8,000	4,100	4,100	ex-mines, including royalty, DMF, NMET
19 Mar'24	OMC	Khandbandh	Odisha	Fines	Fe 54-58%	16,000	5,000	3,100	3,100	ex-mines, including royalty, DMF, NMET
19 Mar'24	OMC	Banspani	Odisha	Fines	Fe 60-62%	30,000	30,000	4,250	4,350	ex-mines, including royalty, DMF, NMET
19 Mar'24	OMC	Banspani	Odisha	Fines	Fe 62-64%	16,000	16,000	4,600	4,700	ex-mines, including royalty, DMF, NMET
19 Mar'24	OMC	Unchabali	Odisha	Fines	Fe 60-62%	50,000	50,000	4,250	4,500	ex-mines, including royalty, DMF, NMET
19 Mar'24	OMC	Unchabali	Odisha	Fines	Fe 62-64%	12,000	12,000	4,600	4,750	ex-mines, including royalty, DMF, NMET
19 Mar'24	OMC	Roida C	Odisha	Fines	Fe 58-60%	4,000	4,000	3,360	3,510	ex-mines, including royalty, DMF, NMET
27 Mar'24	JSW	Jajang	Odisha	Lumps(10-40)	Fe 56%	94,800	19,750	3,100	3,100	ex-mines/plot, including royalty, DMF and NMET
28 Mar'24	OMDC	Bhadrasahi	Odisha	Fines	Fe 58.14-58.78%	7,887	7,887	2,000	2,000	ex-mines, excluding royalty, DMF and NMET
30 Mar'24	OMDC	Bhadrasahi	Odisha	Fines	Fe 58-60%	40,000	40,000	1,600	1,732	ex-mines, excluding royalty, DMF and NMET

Source: BigMint

Currency Indicators (USD)

India (INR)



China (Yuan)



Brazil (Real)



Australia (Dollar)



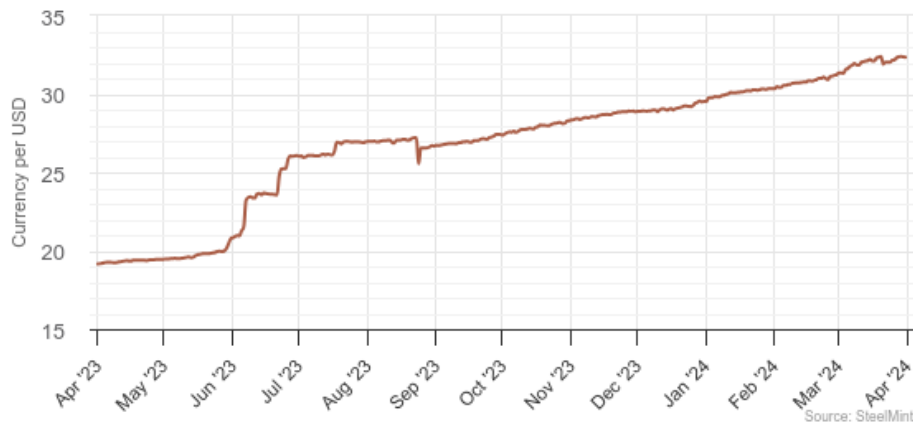
South Africa (Rand)



Europe (Euro)



Turkey (Lira)



Russia (RUB)





Formerly SteelMint / CoalMint

Disclaimer: BigMint has taken due care and caution in compilation of content. Information is just for reference not intended for trading purpose or to address your particular requirement. The content includes facts, views and opinions are of individuals and not that of the BigMint management. We and our content licensors do not guarantee or warrant the accuracy, completeness or timeliness of, or otherwise endorse these views, and opinions. BigMint and its affiliates, or their employees, directors or agents shall not be liable or responsible for any loss or costs or any action whatsoever arising out of use or relying on the spot prices disseminated.