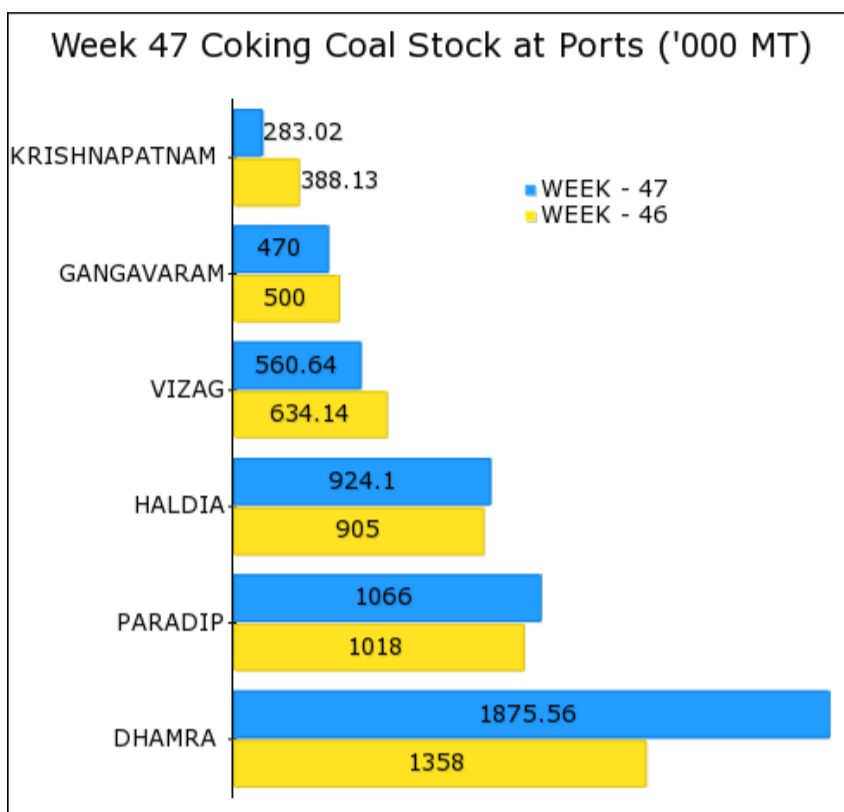


## Week 47: Coal Stock at Major Indian Ports (15 Nov - 19 Nov)

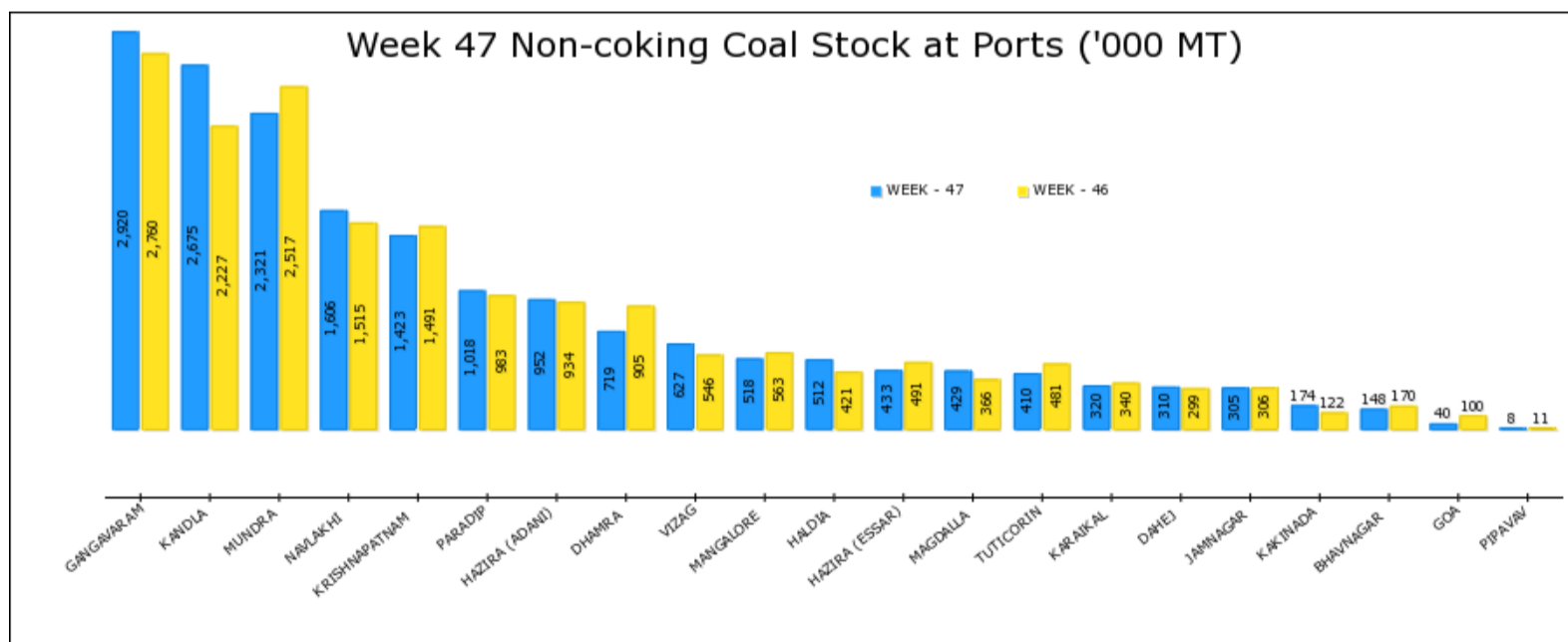
Total coal stock at major Indian ports at the end of week under review was around 23.43 MnT. Stock at ports has increased by 3.28% compared to preceding week. CoalMint assessed that by the end of week under review, Non-coking coal stock at the ports was around 76.25%, which increased by 1.82% and Coking stock was around 23.75% increased by 8.27% against the previous week.

Total Coal Stock Status			
Port	WEEK 47	WEEK 46	CHANGE
GANGAVARAM	3,390,000	3,260,000	3.99%
KANDLA	2,793,004	2,353,970	18.65%
DHAMRA	2,594,560	2,262,560	14.67%
MUNDRA	2,321,250	2,516,550	-7.76%
PARADIP	2,084,000	2,001,000	4.15%
KRISHNAPATNAM	1,705,521	1,879,442	-9.25%
NAVLAKHI	1,605,580	1,514,930	5.98%
HALDIA	1,435,600	1,326,061	8.26%
VIZAG	1,187,613	1,179,790	0.66%
HAZIRA (ADANI)	952,380	933,854	1.98%
MANGALORE	517,807	563,127	-8.05%
HAZIRA (ESSAR)	433,041	491,250	-11.85%
MAGDALLA	429,342	366,456	17.16%
TUTICORIN	410,017	480,794	-14.72%
KARAIKAL	395,000	385,000	2.60%
DAHEJ	310,130	299,451	3.57%
JAMNAGAR	305,200	306,200	-0.33%
GOA	233,500	265,014	-11.89%
KAKINADA	173,500	122,000	42.21%
BHAVNAGAR	148,000	170,000	-12.94%
PIPAVAV	8,000	10,500	-23.81%
<b>Grand Total</b>	<b>23,433,045</b>	<b>22,687,949</b>	<b>3.28%</b>

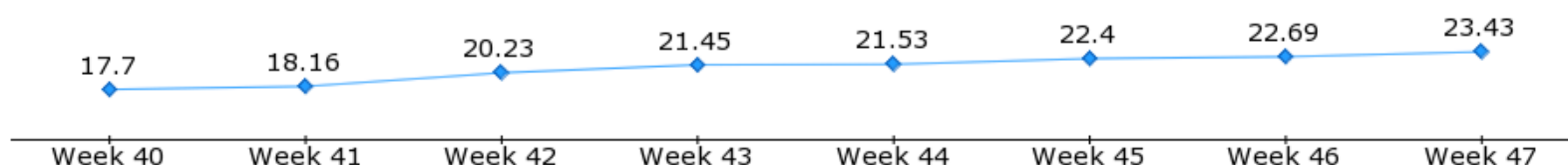


CoalMint assessed that by the end of week under review, Coking Coal stock had increased by 8.27% against previous week. Total Coking coal stock at Dhamra is 1.88MnT, up by 38.11% against the previous week. Presently, inventory at Paradip Port is 1.07 MnT.

## Non-coking Coal: 17.87 MnT Stock at Major Ports, increased by about 1.82% W-o-W



## Weekly Coal Stock at Port ( in MnT)



## MAJOR COAL STOCK HOLDERS AT INDIAN PORTS (QTY - MT)

NON COKING COAL	WEEK 47	WEEK 46	CHANGE	NON COKING COAL	WEEK 47	WEEK 46	CHANGE
<b>GANGAVARAM</b>	<b>2,920,000</b>	<b>2,760,000</b>	<b>5.80%</b>	ESSAR STEEL	401,131	456,130	-12.06%
OTHERS â€” BSP, INDIAN	2,700,000	2,590,000	4.25%	PLATINA IMPEX	31,910	35,120	-9.14%
ADANI	220,000	170,000	29.41%	<b>MAGDALLA</b>	<b>429,342</b>	<b>366,456</b>	<b>17.16%</b>
<b>KANDLA</b>	<b>2,675,304</b>	<b>2,226,870</b>	<b>20.14%</b>	SARAOGI UDYOG	131,981	79,112	66.83%
FRIENDS IMPEX	285,690	180,200	58.54%	TARANJOT RESOURCES	61,890	25,111	146.47%
SWISS SINGAPORE	271,500	230,100	17.99%	YASHVI IMPEX	48,111	51,612	-6.78%
TRAFIGURA	269,850	229,100	17.79%	GAGAN COAL	41,160	49,610	-17.03%
JSW MINERAL	239,900	254,900	-5.88%	AGARWAL COAL	38,910	41,100	-5.33%
AGARWAL COAL	232,200	186,200	24.70%	OTHERS	107,290	119,911	-10.53%
OTHERS	1,376,164	1,146,370	20.05%	<b>TUTICORIN</b>	<b>410,017</b>	<b>480,794</b>	<b>-14.72%</b>
<b>MUNDRA</b>	<b>2,321,250</b>	<b>2,516,550</b>	<b>-7.76%</b>	NTPL	194,900	226,102	-13.80%
ADANI	1,590,000	1,830,650	-13.15%	INDIA COKE & POWER	52,558	67,758	-22.43%
CGPL / TATA	731,250	NIL	100.00%	TAMILNADU NEWSPRINT	40,490	49,190	-17.69%
CGPL / TATA STEEL	NIL	685,900	-100.00%	AGARWAL COAL	33,536	36,786	-8.83%
<b>NAVLAKHI</b>	<b>1,605,580</b>	<b>1,514,930</b>	<b>5.98%</b>	SESHAYEE PAPER	16,900	18,750	-9.87%
AGARWAL COAL	619,430	596,430	3.86%	OTHERS	71,633	82,208	-12.86%
ADANI	513,750	401,600	27.93%	<b>KARAIKAL</b>	<b>320,000</b>	<b>340,000</b>	<b>-5.88%</b>
GSECL	105,000	130,000	-19.23%	OTHERS	320,000	340,000	-5.88%
GAGAN COAL	70,900	15,000	372.67%	<b>DAHEJ</b>	<b>310,130</b>	<b>299,451</b>	<b>3.57%</b>
GREEN GOLD	50,000	57,700	-13.34%	ADANI	285,920	269,191	6.21%
OTHERS	246,500	314,200	-21.55%	HINDALCO	24,210	30,260	-19.99%
<b>KRISHNAPATNAM</b>	<b>1,422,503</b>	<b>1,491,313</b>	<b>-4.61%</b>	<b>JAMNAGAR</b>	<b>305,200</b>	<b>306,200</b>	<b>-0.33%</b>
ADANI	520,406	454,600	14.48%	TATA CHEMICALS	163,000	NIL	100.00%
SWISS SINGAPORE	349,198	362,698	-3.72%	RELIANCE INDUSTRIES	96,000	100,000	-4.00%
JSW ENERGY	62,830	84,333	-25.50%	RSPL	35,000	NIL	100.00%
ULTRATECH CEMENT	62,605	39,435	58.75%	SHREEJI IMP & EXP	11,200	11,200	0.00%
VISWA SAMUDRA	60,142	60,142	0.00%	TATA STEEL	NIL	195,000	-100.00%
OTHERS	367,322	490,105	-25.05%	<b>KAKINADA</b>	<b>173,500</b>	<b>122,000</b>	<b>42.21%</b>
<b>PARADIP</b>	<b>1,018,000</b>	<b>983,000</b>	<b>3.56%</b>	AMBUJA CEMENT	54,000	NIL	100.00%
TATA STEEL	200,000	181,000	10.50%	ADANI	44,000	44,000	0.00%
TATA	124,000	NIL	100.00%	MONNET ISPAT & ENE	30,000	30,000	0.00%
SM NIRYAT	117,000	117,000	0.00%	GIRIJA POWER	23,500	25,000	-6.00%
VISA RESOURCES	105,000	94,000	11.70%	PARRY SUGARS	19,000	20,000	-5.00%
RUNGTA MINES	100,000	71,000	40.85%	OTHERS	3,000	3,000	0.00%
OTHERS	372,000	520,000	-28.46%	<b>BHAVNAGAR</b>	<b>148,000</b>	<b>170,000</b>	<b>-12.94%</b>
<b>HAZIRA (ADANI)</b>	<b>952,380</b>	<b>933,854</b>	<b>1.98%</b>	NIRMA	105,000	115,000	-8.70%
ADANI	945,120	925,834	2.08%	GANDHAR COAL	40,000	50,000	-20.00%
TARANJOT RESOURCES	6,150	6,910	-11.00%	TATA	3,000	NIL	100.00%
AGARWAL COAL	1,110	1,110	0.00%	TATA INTERNATIONAL	NIL	5,000	-100.00%
<b>DHAMRA</b>	<b>719,000</b>	<b>904,560</b>	<b>-20.51%</b>	<b>GOA</b>	<b>40,000</b>	<b>99,987</b>	<b>-59.99%</b>
RASHMI GROUP	268,000	300,000	-10.67%	BMM ISPAT	40,000	NIL	100.00%
ADANI	258,000	238,000	8.40%	ADANI	NIL	99,987	-100.00%
TATA	180,000	NIL	100.00%	<b>PIPAVAV</b>	<b>8,000</b>	<b>10,500</b>	<b>-23.81%</b>
JSPL	13,000	13,000	0.00%	GRASIM INDUSTRIES	8,000	10,000	-20.00%
TATA INTERNATIONAL	NIL	180,000	-100.00%	GUJARAT SIDHEE CEMENT	NIL	500	-100.00%
OTHERS	NIL	173,560	-100.00%	<b>Grand Total</b>	<b>17,867,528</b>	<b>17,547,553</b>	<b>1.82%</b>
<b>VIZAG</b>	<b>626,974</b>	<b>545,651</b>	<b>14.90%</b>	<b>COKING COAL</b>	<b>WEEK 47</b>	<b>WEEK 46</b>	<b>CHANGE</b>
OTHERS	626,974	545,651	14.90%	<b>DHAMRA</b>	<b>1,875,560</b>	<b>1,358,000</b>	<b>38.11%</b>
<b>MANGALORE</b>	<b>517,807</b>	<b>563,127</b>	<b>-8.05%</b>	TATA STEEL	1,220,560	787,000	55.09%
TATA	117,456	NIL	100.00%	SAIL	330,000	263,000	25.48%
AGARWAL COAL	98,320	119,520	-17.74%	TRAFIGURA	109,000	127,000	-14.17%
BALAJI MALTS	85,110	88,200	-3.50%	JSPL	69,000	57,000	21.05%
SHREYAS LOGISTICS	66,400	69,200	-4.05%	BENGAL ENERGY	62,000	39,000	58.97%
INDIA COKE & POWER	41,250	44,352	-6.99%	OTHERS	85,000	85,000	0.00%
OTHERS	109,271	241,855	-54.82%	<b>PARADIP</b>	<b>1,066,000</b>	<b>1,018,000</b>	<b>4.72%</b>
<b>HALDIA</b>	<b>511,500</b>	<b>421,060</b>	<b>21.48%</b>	JSPL	262,000	200,000	31.00%
VARIOUS	338,900	297,760	13.82%	TATA STEEL	164,000	139,000	17.99%
SM NIRYAT	68,400	48,400	41.32%	MONNET ISPAT & ENE	118,000	85,000	38.82%
RUNGTA MINES	48,000	27,000	77.78%	MPMC	95,000	95,000	0.00%
AGARWAL COAL	23,300	NIL	100.00%	VISA RESOURCES	73,000	58,000	25.86%
ELECTROSTEEL	18,600	24,600	-24.39%	OTHERS	354,000	441,000	-19.73%
OTHERS	14,300	23,300	-38.63%	<b>HALDIA</b>	<b>924,100</b>	<b>905,001</b>	<b>2.11%</b>
<b>HAZIRA (ESSAR)</b>	<b>433,041</b>	<b>491,250</b>	<b>-11.85%</b>	SAIL	752,100	717,900	4.76%
				TATA STEEL	95,800	118,300	-19.02%
				RAWMET COMMODITY	36,400	14,000	160.00%
				JAI BALAJI	22,200	31,201	-28.85%
				INDIA COKE	17,600	23,600	-25.42%
				<b>VIZAG</b>	<b>560,639</b>	<b>634,139</b>	<b>-11.59%</b>
				SAIL	560,639	634,139	-11.59%
				<b>GANGAVARAM</b>	<b>470,000</b>	<b>500,000</b>	<b>-6.00%</b>
				RINL	370,000	400,000	-7.50%
				OTHERS â€” SAIL, JINDA	100,000	100,000	0.00%
				<b>KRISHNAPATNAM</b>	<b>283,018</b>	<b>388,129</b>	<b>-27.08%</b>
				JSW STEEL	194,940	290,941	-33.00%
				SHRI KALAHASTI PIPES	22,709	22,709	0.00%
				VISA RESOURCES	16,318	16,318	0.00%

KALYANI STEEL	13,537	13,537	0.00%
KIRLOSKAR	9,653	14,764	-34.62%
OTHERS	25,861	29,860	-13.39%
<b>GOA</b>	<b>193,500</b>	<b>165,027</b>	<b>17.25%</b>
JSW STEEL	109,500	165,027	-33.65%
JSW	84,000	NIL	100.00%
<b>KANDLA</b>	<b>117,700</b>	<b>127,100</b>	<b>-7.40%</b>
KREMER GENERAL TRADING	85,600	90,600	-5.52%
PLATINA IMPEX	32,100	36,500	-12.05%
<b>KARAIKAL</b>	<b>75,000</b>	<b>45,000</b>	<b>66.67%</b>
OTHERS	75,000	45,000	66.67%
<b>Grand Total</b>	<b>5,565,517</b>	<b>5,140,396</b>	<b>8.27%</b>

REPORT BY	CONTACT - RAIPUR	CONTACT - KOLKATA
Alok Singh Thakur(Analyst) Email Id: alok@steelmint.com	301, Jeevan Parisar, Rajeev Nagar Behind Crystal Arcade Raipur (C.G) 492007 - India (M: +91 97700 56666)	Narayani Building, Room No. - 1F, 2A Sarat Bose Road, Kolkata -700020 (M: +91 7044070530)