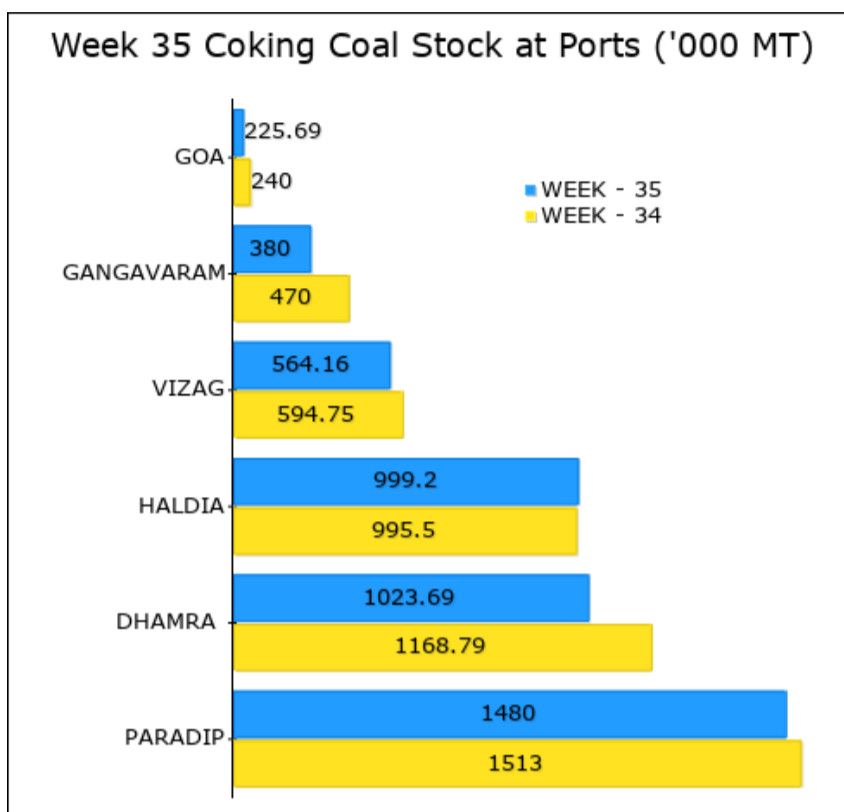


## Week 35: Coal Stock at Major Indian Ports (22 Aug - 26 Aug)

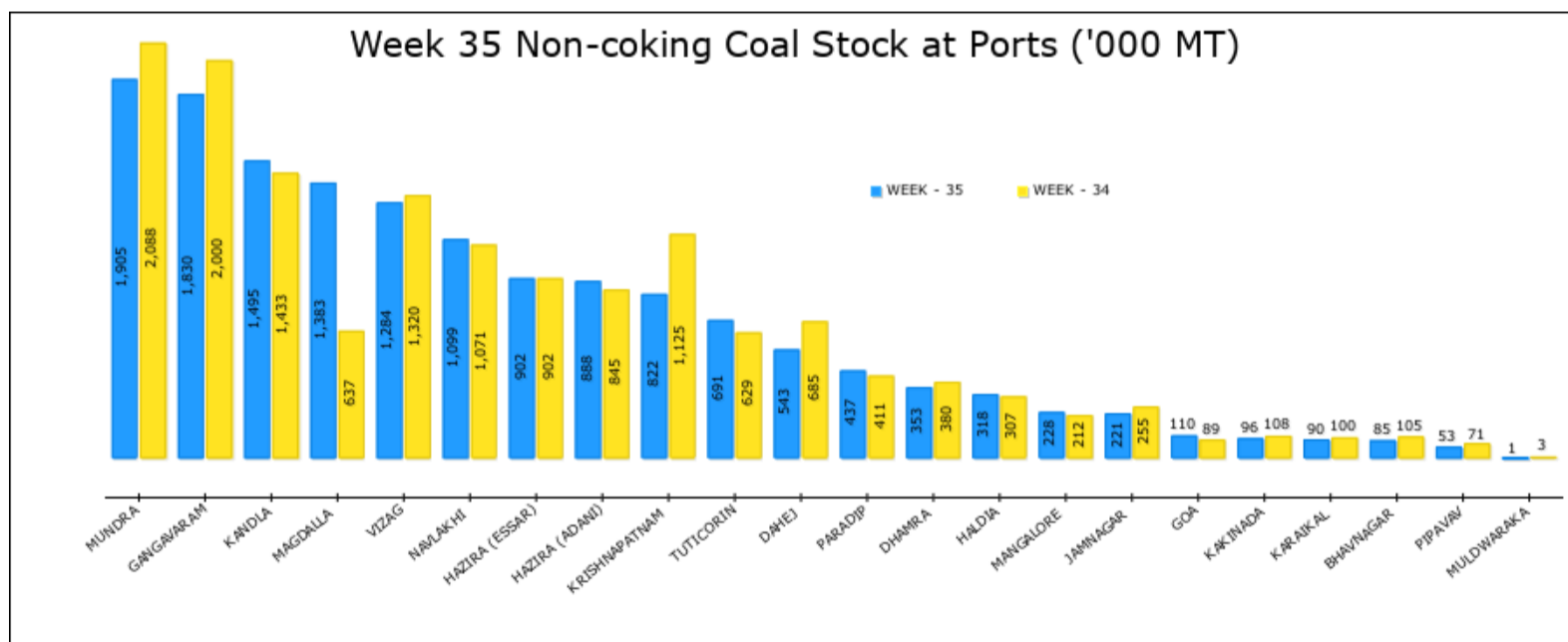
Total coal stock at major Indian ports at the end of week under review was around 19.63 MnT. Stock at ports has decreased by 1.34% compared to preceding week. CoalMint assessed that by the end of week under review, Non-coking coal stock at the ports was around 75.57%, which increased by 0.38% and Coking stock was around 24.43% decreased by 6.33% against the previous week.

Total Coal Stock Status			
Port	WEEK 35	WEEK 34	CHANGE
GANGAVARAM	2,210,000	2,470,000	-10.53%
PARADIP	1,917,000	1,924,000	-0.36%
MUNDRA	1,916,006	2,103,732	-8.92%
VIZAG	1,848,518	1,914,555	-3.45%
KANDLA	1,495,135	1,433,303	4.31%
MAGDALLA	1,382,738	637,363	116.95%
DHAMRA	1,376,209	1,548,746	-11.14%
HALDIA	1,316,900	1,302,800	1.08%
NAVLAKHI	1,098,983	1,071,113	2.60%
KRISHNAPATNAM	915,615	1,226,415	-25.34%
HAZIRA (ESSAR)	901,952	901,952	0.00%
HAZIRA (ADANI)	888,210	845,190	5.09%
TUTICORIN	690,954	628,963	9.86%
DAHEJ	542,514	685,034	-20.80%
GOA	335,724	329,081	2.02%
MANGALORE	246,300	232,500	5.94%
JAMNAGAR	221,400	254,500	-13.01%
KAKINADA	95,500	108,000	-11.57%
KARAIKAL	90,000	100,005	-10.00%
BHAVNAGAR	85,000	105,000	-19.05%
PIPAVAV	53,000	71,000	-25.35%
MULDWARAKA	1,000	3,000	-66.67%
<b>Grand Total</b>	<b>19,628,658</b>	<b>19,896,252</b>	<b>-1.34%</b>

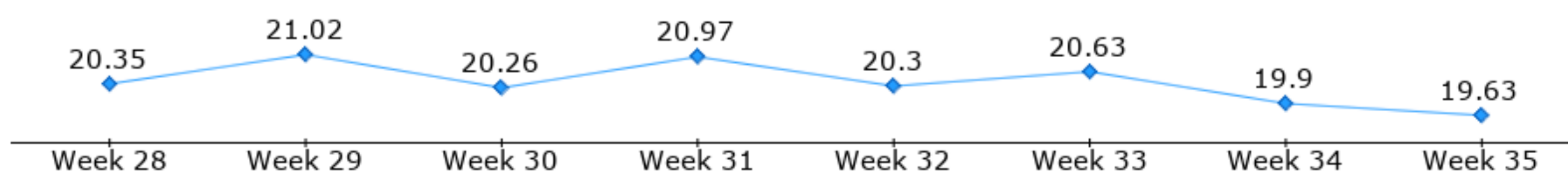


CoalMint assessed that by the end of week under review, Coking Coal stock had decreased by 6.33% against previous week. Total Coking coal stock at Paradip is 1.48MnT, down by 2.18% against the previous week. Presently, inventory at Dhamra Port is 1.02 MnT.

## Non-coking Coal: 14.83 MnT Stock at Major Ports, increased by about 0.38% W-o-W



## Weekly Coal Stock at Port ( in MnT)



## MAJOR COAL STOCK HOLDERS AT INDIAN PORTS (QTY - MT)

NON COKING COAL	WEEK 35	WEEK 34	CHANGE	NON COKING COAL	WEEK 35	WEEK 34	CHANGE
<b>MUNDRA</b>	<b>1,905,439</b>	<b>2,088,165</b>	<b>-8.75%</b>	ADANI	97,900	102,412	-4.41%
ADANI	875,928	1,098,128	-20.23%	JSPL	54,700	59,816	-8.55%
JSPL	350,000	223,480	56.61%	RASHMI GROUP	13,916	13,916	0.00%
CGPL / TATA	280,971	310,156	-9.41%	<b>HALDIA</b>	<b>317,700</b>	<b>307,300</b>	<b>3.38%</b>
SAURASHTRA FUELS	172,000	NIL	100.00%	TATA STEEL	243,700	211,200	15.39%
SHREE CEMENT	165,645	160,645	3.11%	AGARWAL COAL	26,000	32,000	-18.75%
OTHERS	60,895	295,756	-79.41%	VARIOUS	24,000	34,000	-29.41%
<b>GANGAVARAM</b>	<b>1,830,000</b>	<b>2,000,000</b>	<b>-8.50%</b>	ELECTROSTEEL	24,000	30,100	-20.27%
OTHERS - BSP, INDIAN	1,200,000	1,250,000	-4.00%	<b>MANGALORE</b>	<b>228,200</b>	<b>212,200</b>	<b>7.54%</b>
ADANI	630,000	750,000	-16.00%	JSW STEEL	106,200	71,200	49.16%
<b>KANDLA</b>	<b>1,495,135</b>	<b>1,433,303</b>	<b>4.31%</b>	AGARWAL COAL	42,500	46,400	-8.41%
ULTRATECH CEMENT	385,200	319,950	20.39%	BALAJI MALTS	27,300	30,400	-10.20%
FRIENDS IMPEX	190,300	205,311	-7.31%	MONT COAL	20,100	23,700	-15.19%
JSW MINERAL	158,710	173,708	-8.63%	INDIA COKE & POWER	16,000	18,100	-11.60%
AGARWAL COAL	141,450	81,950	72.61%	OTHERS	16,100	22,400	-28.13%
SWISS SINGAPORE	128,250	143,250	-10.47%	<b>JAMNAGAR</b>	<b>221,400</b>	<b>254,500</b>	<b>-13.01%</b>
OTHERS	491,225	509,134	-3.52%	RELIANCE INDUSTRIES	68,000	82,000	-17.07%
<b>MAGDALLA</b>	<b>1,382,738</b>	<b>637,363</b>	<b>116.95%</b>	SHREEJI IMPORTER & EXP	56,000	58,000	-3.45%
ESSAR STEEL	811,520	NIL	100.00%	GANDHAR COAL	49,400	51,500	-4.08%
TARANJOT RESOURCES	117,912	128,001	-7.88%	ROHIT SURFACTANTS	48,000	52,000	-7.69%
AGARWAL COAL	116,021	130,131	-10.84%	TATA POWER	NIL	11,000	-100.00%
BHATIA COAL	115,012	122,012	-5.74%	<b>GOA</b>	<b>110,031</b>	<b>89,079</b>	<b>23.52%</b>
MOHIT MINERALS	98,010	114,010	-14.03%	ADANI	110,031	89,079	23.52%
OTHERS	124,263	143,209	-13.23%	<b>KAKINADA</b>	<b>95,500</b>	<b>108,000</b>	<b>-11.57%</b>
<b>VIZAG</b>	<b>1,284,359</b>	<b>1,319,809</b>	<b>-2.69%</b>	TRAFIGURA	61,000	71,000	-14.08%
OTHERS	1,284,359	1,319,809	-2.69%	CARBON RESOURCES	10,000	12,000	-16.67%
<b>NAVLAKHI</b>	<b>1,098,983</b>	<b>1,071,113</b>	<b>2.60%</b>	RAMCO CEMENT	7,000	7,000	0.00%
ADANI	479,003	424,143	12.93%	TATA INTERNATIONAL	5,000	5,000	0.00%
AGARWAL COAL	372,580	348,080	7.04%	UTTAM GALAVA	3,500	4,000	-12.50%
TURNREST RESOURCES	134,800	149,780	-10.00%	OTHERS	9,000	9,000	0.00%
GREEN GOLD	45,650	54,150	-15.70%	<b>KARAIKAL</b>	<b>90,000</b>	<b>100,005</b>	<b>-10.00%</b>
TORRENT POWER	44,050	56,050	-21.41%	OTHERS	90,000	100,005	-10.00%
OTHERS	22,900	38,910	-41.15%	<b>BHAVNAGAR</b>	<b>85,000</b>	<b>105,000</b>	<b>-19.05%</b>
<b>HAZIRA (ESSAR)</b>	<b>901,952</b>	<b>901,952</b>	<b>0.00%</b>	NIRMA	45,000	55,000	-18.18%
ESSAR STEEL	901,952	901,952	0.00%	TARANJYOT RESOURCES	40,000	NIL	100.00%
<b>HAZIRA (ADANI)</b>	<b>888,210</b>	<b>845,190</b>	<b>5.09%</b>	TARANJOT RESOURCES	NIL	50,000	-100.00%
ADANI	888,210	845,190	5.09%	<b>PIPAVAV</b>	<b>53,000</b>	<b>71,000</b>	<b>-25.35%</b>
<b>KRISHNAPATNAM</b>	<b>822,022</b>	<b>1,125,422</b>	<b>-26.96%</b>	ULTRATECH CEMENT	30,000	40,000	-25.00%
ADANI	559,611	804,611	-30.45%	NIRMA	20,000	25,000	-20.00%
JSW STEELS & ENERGY	55,710	73,710	-24.42%	AMIT ENTERPRISES	2,000	2,000	0.00%
BHARATHI CEMENTS	27,250	39,750	-31.45%	GUJARAT HEAVY CHEMICAL	1,000	1,000	0.00%
KIRLOSKAR	23,704	30,204	-21.52%	GUJARAT SIDHEE CEMENT	NIL	3,000	-100.00%
KALBURGI CEMENT	20,430	20,430	0.00%	<b>MULDWARAKA</b>	<b>1,000</b>	<b>3,000</b>	<b>-66.67%</b>
OTHERS	135,317	156,717	-13.66%	AMBUJA CEMENT	1,000	3,000	-66.67%
<b>TUTICORIN</b>	<b>690,954</b>	<b>628,963</b>	<b>9.86%</b>	<b>Grand Total</b>	<b>14,833,653</b>	<b>14,777,352</b>	<b>0.38%</b>
NTPL	202,892	208,792	-2.83%	<b>COKING COAL</b>	<b>WEEK 35</b>	<b>WEEK 34</b>	<b>CHANGE</b>
AGARWAL COAL	114,949	36,558	214.43%	<b>PARADIP</b>	<b>1,480,000</b>	<b>1,513,000</b>	<b>-2.18%</b>
TAMILNADU NEWSPRINT	95,355	105,355	-9.49%	JSPL	404,000	380,000	6.32%
INDIA COKE & POWER	77,491	86,991	-10.92%	TATA STEEL	307,000	248,000	23.79%
DHAR COAL	37,380	40,380	-7.43%	BHUSHAN STEEL & POWER	202,000	202,000	0.00%
OTHERS	162,887	150,887	7.95%	SAIL	155,000	155,000	0.00%
<b>DAHEJ</b>	<b>542,514</b>	<b>685,034</b>	<b>-20.80%</b>	RAWMET COMMODITY	100,000	160,000	-37.50%
ADANI	501,410	635,910	-21.15%	OTHERS	312,000	368,000	-15.22%
HINDALCO	41,104	49,124	-16.33%	<b>DHAMRA</b>	<b>1,023,693</b>	<b>1,168,792</b>	<b>-12.41%</b>
<b>PARADIP</b>	<b>437,000</b>	<b>411,000</b>	<b>6.33%</b>	TATA STEEL	507,825	624,524	-18.69%
VISA RESOURCES	100,000	114,000	-12.28%	SAIL	344,513	372,913	-7.62%
RUNGTA MINES	92,000	97,000	-5.15%	RASHMI GROUP	85,824	85,824	0.00%
TATA STEEL	92,000	76,000	21.05%	BENGAL ENERGY	58,419	58,419	0.00%
SM NIRYAT	52,000	62,000	-16.13%	ELECTROSTEEL	27,112	27,112	0.00%
RAWMET COMMODITY	44,000	NIL	100.00%	<b>HALDIA</b>	<b>999,200</b>	<b>995,500</b>	<b>0.37%</b>
OTHERS	57,000	62,000	-8.06%	SAIL	962,200	943,000	2.04%
<b>DHAMRA</b>	<b>352,516</b>	<b>379,954</b>	<b>-7.22%</b>	RAWMET COMMODITY	26,000	32,000	-18.75%
TATA INTERNATIONAL	186,000	203,810	-8.74%	JAI BALAJI	11,000	14,000	-21.43%
				TATA METALIKS	NIL	6,500	-100.00%
				<b>VIZAG</b>	<b>564,159</b>	<b>594,746</b>	<b>-5.14%</b>
				SAIL	564,159	594,746	-5.14%
				<b>GANGAVARAM</b>	<b>380,000</b>	<b>470,000</b>	<b>-19.15%</b>
				RINL	300,000	350,000	-14.29%
				OTHERS - SAIL, JINDA	80,000	120,000	-33.33%
				<b>GOA</b>	<b>225,693</b>	<b>240,002</b>	<b>-5.96%</b>
				JSW STEEL	225,693	240,002	-5.96%
				<b>KRISHNAPATNAM</b>	<b>93,593</b>	<b>100,993</b>	<b>-7.33%</b>
				SHRI KALAHASTI PIPES	16,876	20,776	-18.77%
				VISA RESOURCES	14,287	14,287	0.00%
				KALYANI STEEL	11,400	11,400	0.00%
				ARJAS STEEL	7,900	11,400	-30.70%

MSPL	7,780	7,780	0.00%
OTHERS	35,350	35,350	0.00%
<b>MANGALORE</b>	<b>18,100</b>	<b>20,300</b>	<b>-10.84%</b>
JSW STEEL	18,100	20,300	-10.84%
<b>MUNDRA</b>	<b>10,567</b>	<b>15,567</b>	<b>-32.12%</b>
TRAFIGURA	10,567	15,567	-32.12%
<b>Grand Total</b>	<b>4,795,005</b>	<b>5,118,900</b>	<b>-6.33%</b>

REPORT BY	CONTACT - RAIPUR	CONTACT - KOLKATA
Alok Singh Thakur(Analyst) Email Id: alok@steelmint.com	301, Jeevan Parisar, Rajeev Nagar Behind Crystal Arcade Raipur (C.G) 492007 - India (M: +91 97700 56666)	Narayani Building, Room No. - 1F, 2A Sarat Bose Road, Kolkata -700020 (M: +91 7044070530)