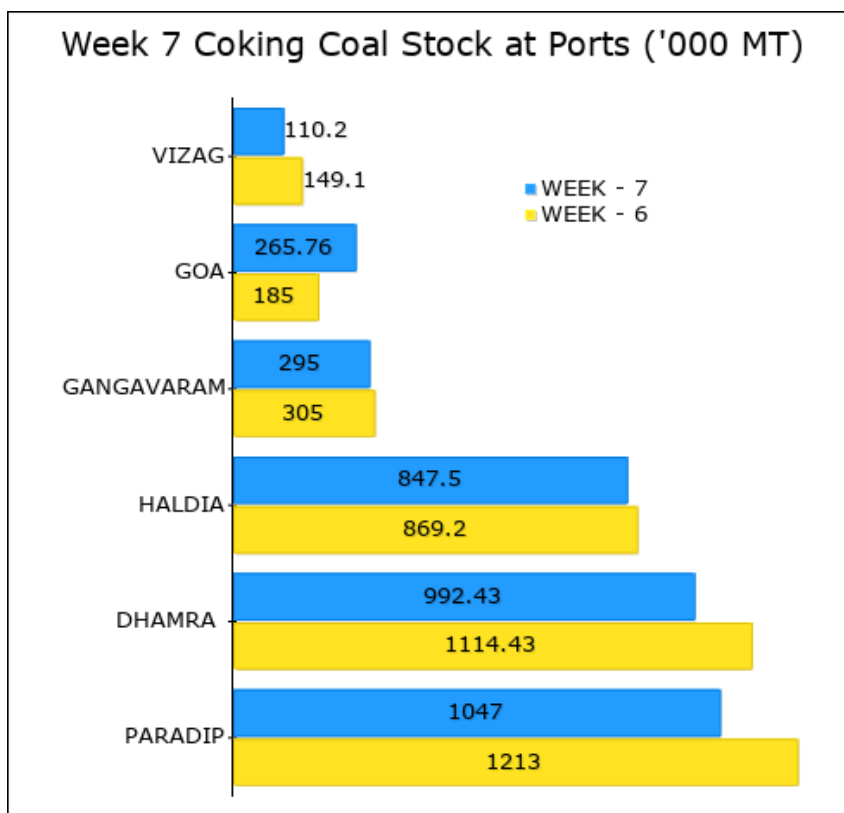


Week 7: Coal Stock at Major Indian Ports (06 Feb - 10 Feb)

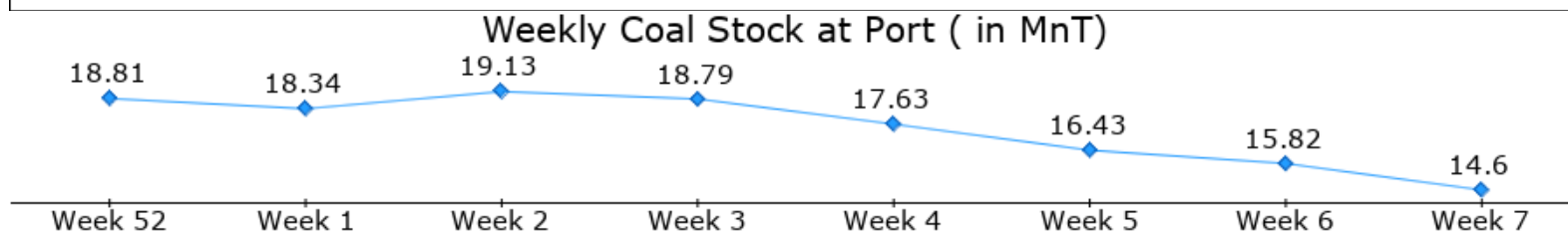
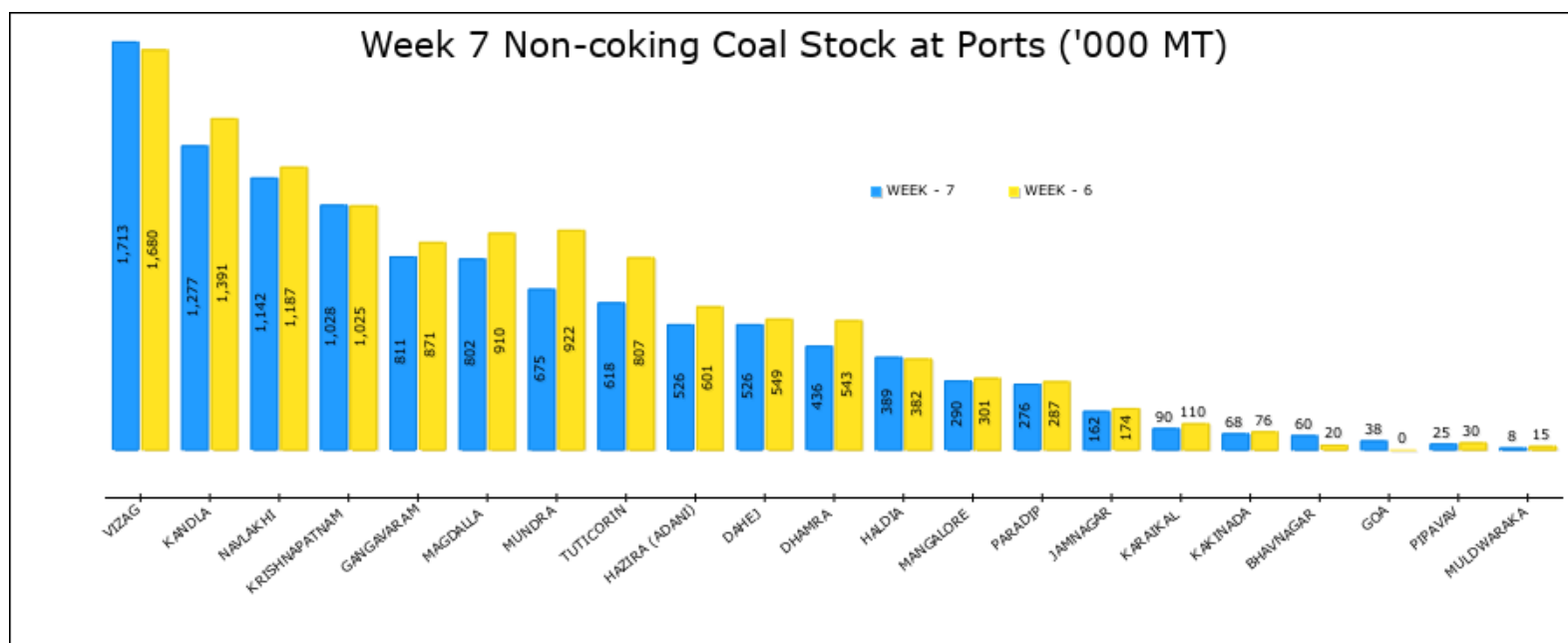
Total coal stock at major Indian ports at the end of week under review was around 14.60 MnT. Stock at ports has decreased by 7.68% compared to preceding week. CoalMint assessed that by the end of week under review, Non-coking coal stock at the ports was around 75.06%, which decreased by 7.73% and Coking stock was around 24.94% decreased by 7.54% against the previous week.

Total Coal Stock Status			
Port	WEEK 7	WEEK 6	CHANGE
VIZAG	1,823,483	1,829,029	-0.30%
DHAMRA	1,428,482	1,657,918	-13.84%
KANDLA	1,347,287	1,473,022	-8.54%
PARADIP	1,323,000	1,500,000	-11.80%
HALDIA	1,236,800	1,251,000	-1.14%
NAVLAKHI	1,141,760	1,186,760	-3.79%
GANGAVARAM	1,106,000	1,176,000	-5.95%
KRISHNAPATNAM	1,041,717	1,045,260	-0.34%
MAGDALLA	802,081	910,010	-11.86%
MUNDRA	674,788	921,788	-26.80%
TUTICORIN	618,444	806,594	-23.33%
HAZIRA (ADANI)	526,130	601,120	-12.48%
DAHEJ	526,075	549,143	-4.20%
GOA	304,182	185,000	64.42%
MANGALORE	289,800	300,800	-3.66%
JAMNAGAR	161,500	173,800	-7.08%
KARAIKAL	90,000	110,000	-18.18%
KAKINADA	68,083	75,883	-10.28%
BHAVNAGAR	60,000	20,000	200.00%
PIPAVAV	25,000	30,000	-16.67%
MULDWARAKA	8,000	15,000	-46.67%
Grand Total	14,602,612	15,818,127	-7.68%



CoalMint assessed that by the end of week under review, Coking Coal stock had decreased by 7.54% against previous week. Total Coking coal stock at Paradip is 1.05MnT, down by 13.69% against the previous week. Presently, inventory at Dhamra Port is 0.99 MnT.

Non-coking Coal: 10.96 MnT Stock at Major Ports, decreased by about 7.73% W-o-W



MAJOR COAL STOCK HOLDERS AT INDIAN PORTS (QTY - MT)

NON COKING COAL	WEEK 7	WEEK 6	CHANGE	NON COKING COAL	WEEK 7	WEEK 6	CHANGE
VIZAG	1,713,282	1,679,928	1.99%	RUNGTA MINES	9,000	15,000	-40.00%
OTHERS	1,713,282	1,679,928	1.99%	SAROGI UDYOG	9,000	15,000	-40.00%
KANDLA	1,277,287	1,391,022	-8.18%	ELECTROSTEEL	5,500	8,500	-35.29%
FRIENDS IMPEX	306,400	331,400	-7.54%	MANGALORE	289,800	300,800	-3.66%
ULTRATECH CEMENT	254,060	279,060	-8.96%	JSW STEEL	160,400	184,600	-13.11%
SWISS SINGAPORE	198,782	223,782	-11.17%	SWISS SINGAPORE	80,100	45,200	77.21%
AGARWAL COAL	192,050	207,050	-7.24%	AGARWAL COAL	27,700	37,100	-25.34%
TATA INTERNATIONAL	67,685	34,820	94.39%	INDIA COKE & POWER	21,600	33,900	-36.28%
OTHERS	258,310	314,910	-17.97%	PARADIP	276,000	287,000	-3.83%
NAVLAKHI	1,141,760	1,186,760	-3.79%	RUNGTA MINES	64,000	22,000	190.91%
ADANI	467,200	502,200	-6.97%	VISA RESOURCES	45,000	23,000	95.65%
AGARWAL COAL	425,700	394,700	7.85%	JSPL	44,000	44,000	0.00%
TURNREST RESOURCES	128,760	143,760	-10.43%	MAHALAXMI CONTINENTAL	26,000	30,000	-13.33%
DELTA GLOBAL	47,100	55,600	-15.29%	ANADN CARBON	20,000	20,000	0.00%
GREEN GOLD	18,500	25,000	-26.00%	OTHERS	77,000	148,000	-47.97%
OTHERS	54,500	65,500	-16.79%	JAMNAGAR	161,500	173,800	-7.08%
KRISHNAPATNAM	1,028,082	1,024,574	0.34%	TATA POWER	145,000	152,000	-4.61%
ADANI	788,657	848,657	-7.07%	RELIANCE INDUSTRIES	16,500	21,800	-24.31%
JSW CEMENTS LTD	89,028	NIL	100.00%	KARAIKAL	90,000	110,000	-18.18%
VISWA SAMUDRA	50,572	75,572	-33.08%	OTHERS	90,000	110,000	-18.18%
RAWMET COMMODITY	40,400	12,400	225.81%	KAKINADA	68,083	75,883	-10.28%
SREE CEMENTS	19,100	31,100	-38.59%	PARRY SUGARS	17,200	17,500	-1.71%
OTHERS	40,325	56,845	-29.06%	SHREE SAI TRADERS	13,000	17,500	-25.71%
GANGAVARAM	811,000	871,000	-6.89%	UTTAM GALAVA	9,000	12,000	-25.00%
ADANI	650,000	700,000	-7.14%	TRAFIGURA	8,000	8,000	0.00%
ULTRATECH CEMENT	110,000	120,000	-8.33%	MCS RESOURCES PVT LTD	5,900	5,900	0.00%
GODAVARI POWER	35,000	35,000	0.00%	OTHERS	14,983	14,983	0.00%
BHUSHAN STEEL & POWER	5,000	5,000	0.00%	BHAVNAGAR	60,000	20,000	200.00%
VANDANA GLOBAL	5,000	5,000	0.00%	NIRMA	60,000	20,000	200.00%
OTHERS	6,000	6,000	0.00%	GOA	38,418	NIL	100.00%
MAGDALLA	802,081	910,010	-11.86%	ADANI	38,418	NIL	100.00%
ESSAR STEEL	500,105	585,135	-14.53%	PIPAVAV	25,000	30,000	-16.67%
AGARWAL COAL	89,001	94,131	-5.45%	ULTRATECH CEMENT	25,000	30,000	-16.67%
BHATIA COAL	73,131	76,984	-5.00%	MULDWARAKA	8,000	15,000	-46.67%
GREEN GOLD	43,010	49,230	-12.63%	AMBUJA CEMENT	8,000	15,000	-46.67%
TARANJOT RESOURCES	36,912	41,010	-9.99%	Grand Total	10,961,087	11,879,715	-7.73%
OTHERS	59,922	63,520	-5.66%				
MUNDRA	674,788	921,788	-26.80%				
ADANI	424,050	584,050	-27.39%				
CGPL / TATA	110,536	160,536	-31.15%				
HINDUSTAN ZINC	95,202	112,202	-15.15%				
SHREE CEMENT	45,000	65,000	-30.77%				
TUTICORIN	618,444	806,594	-23.33%				
NTPL	200,000	265,000	-24.53%				
INDIA COKE & POWER	96,300	104,000	-7.40%				
ADAMS ARABIA FXE,	80,344	80,344	0.00%				
SWISS SINGAPORE	38,500	37,000	4.05%				
ADANI	38,400	35,200	9.09%				
OTHERS	164,900	285,050	-42.15%				
HAZIRA (ADANI)	526,130	601,120	-12.48%				
ADANI	526,130	601,120	-12.48%				
DAHEJ	526,075	549,143	-4.20%				
ADANI	485,973	505,001	-3.77%				
HINDALCO	40,102	44,142	-9.15%				
DHAMRA	436,057	543,493	-19.77%				
TATA INTERNATIONAL	217,312	237,312	-8.43%				
ADANI	102,812	102,812	0.00%				
TATA STEEL	57,612	97,612	-40.98%				
RASHMI GROUP	40,000	83,436	-52.06%				
JSPL	18,321	22,321	-17.92%				
HALDIA	389,300	381,800	1.96%				
TATA STEEL	336,100	343,300	-2.10%				
HUAXIN CEMENT	29,700	NIL	100.00%				

COKING COAL	WEEK 7	WEEK 6	CHANGE
PARADIP	1,047,000	1,213,000	-13.69%
BHUSHAN STEEL & POWER	252,000	224,000	12.50%
JSPL	232,000	232,000	0.00%
TATA STEEL	120,000	269,000	-55.39%
SAIL	107,000	83,000	28.92%
RAWMET COMMODITY	85,000	100,000	-15.00%
OTHERS	251,000	305,000	-17.70%
DHAMRA	992,425	1,114,425	-10.95%
TATA STEEL	543,311	605,311	-10.24%
SAIL	337,912	387,912	-12.89%
BENGAL ENERGY	87,678	97,678	-10.24%
ELECTROSTEEL	17,112	17,112	0.00%
TRAFIGURA	6,412	6,412	0.00%
HALDIA	847,500	869,200	-2.50%
SAIL	847,500	869,200	-2.50%
GANGAVARAM	295,000	305,000	-3.28%
RINL	190,000	180,000	5.56%
SAIL	100,000	120,000	-16.67%
JSPL	5,000	5,000	0.00%
GOA	265,764	185,000	43.66%
JSW STEEL	265,764	185,000	43.66%
VIZAG	110,201	149,101	-26.09%
SAIL	110,201	149,101	-26.09%
KANDLA	70,000	82,000	-14.63%
KREMER GENERAL TRADING	46,500	53,000	-12.26%
CARBON EDGE	23,500	29,000	-18.97%
KRISHNAPATNAM	13,635	20,686	-34.09%
SARAT CHATTERJEE	8,793	12,293	-28.47%
SANDUR GROPU	4,582	8,082	-43.31%
SHRI KALAHASTI PIPES	170	170	0.00%
TRAFIGURA	80	80	0.00%
SLR METALIKS	10	10	0.00%
OTHERS	NIL	51	-100.00%
Grand Total	3,641,525	3,938,412	-7.54%

REPORT BY	CONTACT - RAIPUR	CONTACT - KOLKATA
Alok Singh Thakur(Analyst) Email Id: alok@steelmint.com	301, Jeevan Parisar, Rajeev Nagar Behind Crystal Arcade Raipur (C.G) 492007 - India (M: +91 97700 56666)	Narayani Building, Room No. - 1F, 2A Sarat Bose Road, Kolkata -700020 (M: +91 7044070530)