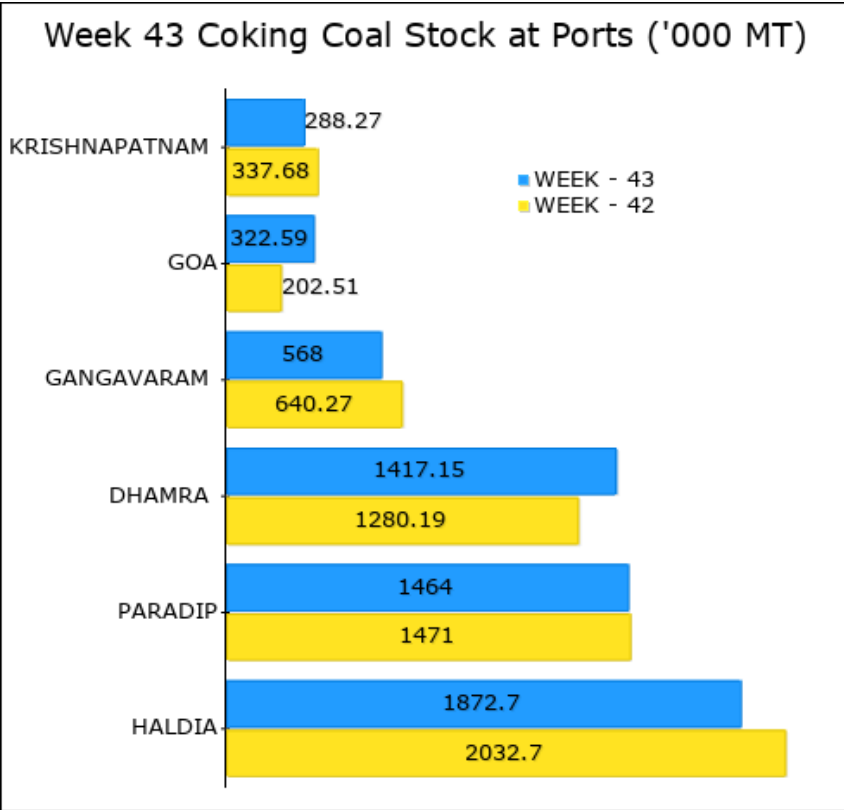


Week 43: Coal Stock at Major Indian Ports (16 Oct - 22 Oct)

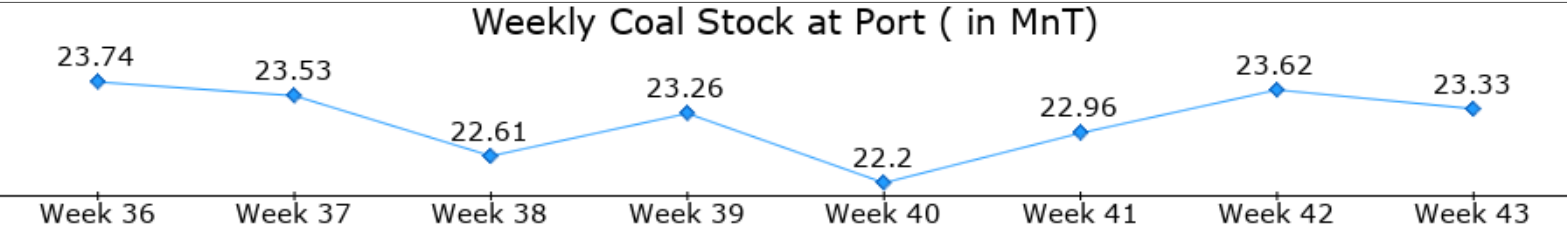
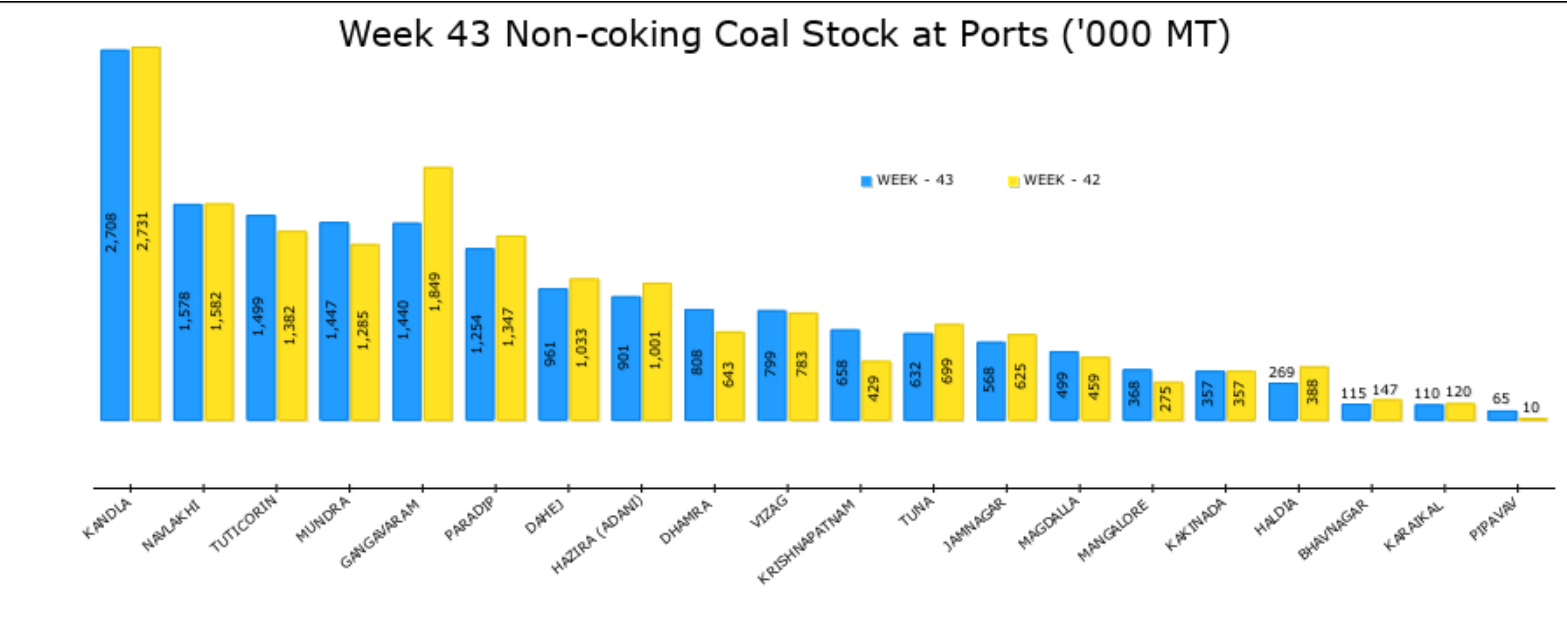
Total coal stock at major Indian ports at the end of week under review was around 23.33 MnT. Stock at ports has decreased by 1.23% compared to preceding week. CoalMint assessed that by the end of week under review, Non-coking coal stock at the ports was around 73.03%, which decreased by 0.63% and Coking stock was around 26.97% decreased by 2.83% against the previous week.

Total Coal Stock Status			
Port	WEEK 43	WEEK 42	CHANGE
KANDLA	2,756,510	2,788,175	-1.14%
PARADIP	2,718,000	2,818,000	-3.55%
DHAMRA	2,225,309	1,922,876	15.73%
HALDIA	2,142,100	2,421,100	-11.52%
GANGAVARAM	2,008,000	2,489,670	-19.35%
NAVLAKHI	1,577,815	1,582,265	-0.28%
TUTICORIN	1,498,875	1,381,875	8.47%
MUNDRA	1,479,403	1,317,196	12.31%
VIZAG	1,077,499	1,194,543	-9.80%
DAHEJ	961,225	1,032,845	-6.93%
KRISHNAPATNAM	946,382	767,162	23.36%
HAZIRA (ADANI)	901,020	1,001,020	-9.99%
TUNA	632,130	699,280	-9.60%
JAMNAGAR	568,200	624,600	-9.03%
MAGDALLA	498,883	458,594	8.79%
MANGALORE	368,300	284,500	29.46%
KAKINADA	357,322	357,322	0.00%
GOA	322,589	202,506	59.30%
BHAVNAGAR	115,000	147,000	-21.77%
KARAIKAL	110,000	120,000	-8.33%
PIPAVAV	65,000	10,000	550.00%
Grand Total	23,329,562	23,620,529	-1.23%



CoalMint assessed that by the end of week under review, Coking Coal stock had decreased by 2.83% against previous week. Total Coking coal stock at Haldia is 1.87MnT, down by 7.87% against the previous week. Presently, inventory at Paradip Port is 1.46 MnT.

Non-coking Coal: 17.04 MnT Stock at Major Ports, decreased by about 0.63% W-o-W



MAJOR COAL STOCK HOLDERS AT INDIAN PORTS (QTY - MT)							
NON COKING COAL	WEEK 43	WEEK 42	CHANGE	NON COKING COAL	WEEK 43	WEEK 42	CHANGE
KANDLA	2,707,610	2,730,775	-0.85%	JK LAXMI CEMENT	19,000	26,000	-26.92%
MOHIT MINERALS	528,050	492,545	7.21%	UDAIPUR CEMENT	1,500	1,500	0.00%
TATA INTERNATIONAL	503,600	529,100	-4.82%	JAMNAGAR	568,200	624,600	-9.03%
AGARWAL COAL	477,050	427,050	11.71%	NAYARA	270,300	292,100	-7.46%
SWISS SINGAPORE	290,850	309,350	-5.98%	ADANI	77,000	89,300	-13.77%
ULTRATECH CEMENT	246,460	271,460	-9.21%	TATA POWER	75,000	81,000	-7.41%
OTHERS	661,600	701,270	-5.66%	SHREE CEMENT	58,500	65,200	-10.28%
NAVLAKHI	1,577,815	1,582,265	-0.28%	RELAINCE	57,200	60,100	-4.83%
AGARWAL COAL	706,550	681,500	3.68%	OTHERS	30,200	36,900	-18.16%
ADANI	477,200	437,700	9.02%	MAGDALLA	498,883	458,594	8.79%
GREEN GOLD	151,965	166,965	-8.98%	ESSAR STEEL	215,110	235,910	-8.82%
TURNREST RESOURCES	89,100	97,600	-8.71%	MOHIT MINERALS	98,020	51,020	92.12%
TATA INTERNATIONAL	48,500	57,000	-14.91%	TARANJOT RESOURCES	65,381	70,002	-6.60%
OTHERS	104,500	141,500	-26.15%	AGARWAL COAL	65,112	35,912	81.31%
TUTICORIN	1,498,875	1,381,875	8.47%	BHATIA COAL	25,114	26,654	-5.78%
NTPL	740,000	690,000	7.25%	OTHERS	30,146	39,096	-22.89%
BALAJI MALTS	125,340	131,340	-4.57%	MANGALORE	368,300	274,700	34.07%
AGARWAL COAL	121,500	80,500	50.93%	JSW STEEL	121,400	70,800	71.47%
TATA INTERNATIONAL	104,370	119,370	-12.57%	AGARWAL COAL	111,300	84,600	31.56%
ADANI	101,385	46,385	118.57%	BALAJI MALTS	101,200	89,200	13.45%
OTHERS	306,280	314,280	-2.55%	SWISS SINGAPORE	21,900	30,100	-27.24%
MUNDRA	1,447,151	1,284,944	12.62%	SHREYAS LOGISTICS	12,500	NIL	100.00%
ADANI	1,092,620	1,072,220	1.90%	KAKINADA	357,322	357,322	0.00%
CGPL / TATA	354,531	212,724	66.66%	ADANI	71,500	71,500	0.00%
GANGAVARAM	1,440,000	1,849,400	-22.14%	RAMCO CEMENT	56,000	56,000	0.00%
ADANI	1,250,000	1,695,000	-26.25%	PARRY SUGARS	49,300	49,300	0.00%
ULTRATECH CEMENT	190,000	150,000	26.67%	ULTRATECH CEMENT	47,000	47,000	0.00%
JSW STEEL	NIL	4,000	-100.00%	RAWMET RESOURCESS	45,000	45,000	0.00%
GODAVARI POWER	NIL	400	-100.00%	OTHERS	88,522	88,522	0.00%
PARADIP	1,254,000	1,347,000	-6.90%	HALDIA	269,400	388,400	-30.64%
TATA STEEL	154,000	196,000	-21.43%	JAI BALAJI	75,400	93,400	-19.27%
JSPL	153,000	120,000	27.50%	VARIOUS	50,000	74,000	-32.43%
SM NIRYAT	93,000	93,000	0.00%	ADANI	23,600	32,600	-27.61%
VISA RESOURCES	77,000	79,000	-2.53%	JVL DHUNSERI	23,000	NIL	100.00%
RAWMET COMMODITY	75,000	75,000	0.00%	SM NIRYAT	23,000	32,000	-28.13%
OTHERS	702,000	784,000	-10.46%	OTHERS	74,400	156,400	-52.43%
DAHEJ	961,225	1,032,845	-6.93%	BHAVNAGAR	115,000	147,000	-21.77%
ADANI	910,115	977,635	-6.91%	NIRMA	95,000	110,000	-13.64%
HINDALCO	51,110	55,210	-7.43%	YASHVI IMPX	10,000	15,000	-33.33%
HAZIRA (ADANI)	901,020	1,001,020	-9.99%	SAROGI	5,000	10,000	-50.00%
ADANI	901,020	1,001,020	-9.99%	AGARWAL COAL	3,000	7,000	-57.14%
DHAMRA	808,157	642,682	25.75%	TARANJYOT RESOURCES	2,000	5,000	-60.00%
ADANI	367,519	296,777	23.84%	KARAIKAL	110,000	120,000	-8.33%
RASHMI GROUP	226,684	148,365	52.79%	OTHERS	110,000	120,000	-8.33%
TATA INTERNATIONAL	213,954	197,540	8.31%	PIPAVAV	65,000	10,000	550.00%
VIZAG	799,299	783,343	2.04%	GUJARAT SIDHEE CEMENT	60,000	NIL	100.00%
JSPL	164,000	21,400	666.36%	AMBUJA CEMENTS	5,000	10,000	-50.00%
JINDAL STEEL & ENERGY	83,000	153,794	-46.03%	Grand Total	17,037,499	17,145,527	-0.63%
BALCO	83,000	49,000	69.39%				
BHUSHAN STEEL & POWER	75,000	94,550	-20.68%				
VEDANTA	8,000	20,800	-61.54%				
OTHERS	386,299	443,799	-12.96%				
KRISHNAPATNAM	658,112	429,482	53.23%				
ADANI	318,270	205,630	54.78%				
JINDAL SAW LTD	147,360	320	45,950.00%				
INDIA CEMENT	81,900	90,720	-9.72%				
BHARATHI CEMENTS	54,680	63,200	-13.48%				
JSW STEELS & ENERGY	27,780	36,740	-24.39%				
OTHERS	28,122	32,872	-14.45%				
TUNA	632,130	699,280	-9.60%				
ADANI	344,550	370,400	-6.98%				
SWISS SINGAPORE	159,780	175,580	-9.00%				
ULTRATECH CEMENT	107,300	125,800	-14.71%				

COKING COAL	WEEK 43	WEEK 42	CHANGE
HALDIA	1,872,700	2,032,700	-7.87%
SAIL	1,296,500	1,399,400	-7.35%
TATA STEEL	491,100	556,200	-11.70%
VARIOUS	55,000	32,000	71.88%
JSPL	22,200	31,200	-28.85%
RAWMET COMMODITY	7,900	13,900	-43.17%
PARADIP	1,464,000	1,471,000	-0.48%
SAIL	427,000	364,000	17.31%
JSPL	307,000	307,000	0.00%
TATA STEEL	191,000	206,000	-7.28%
VISA RESOURCES	160,000	130,000	23.08%
BHUSHAN STEEL & POWER	100,000	146,000	-31.51%
OTHERS	279,000	318,000	-12.26%
DHAMRA	1,417,152	1,280,194	10.70%
SAIL	479,230	432,122	10.90%
TATA STEEL	446,789	412,212	8.39%
BENGAL ENERGY	256,890	201,617	27.41%
ORISSA ALLOY STEEL	67,907	67,907	0.00%
RUNGTA MINES	67,512	67,512	0.00%
OTHERS	98,824	98,824	0.00%
GANGAVARAM	568,000	640,270	-11.29%
SAIL	240,000	123,400	94.49%
NMDC	150,000	150,000	0.00%
RINL	130,000	305,870	-57.50%
JSPL	43,000	50,000	-14.00%
BHUSHAN STEEL & POWER	5,000	11,000	-54.55%
GOA	322,589	202,506	59.30%

JSW STEEL	322,589	202,506	59.30%
KRISHNAPATNAM	288,270	337,680	-14.63%
ADANI	90,580	112,930	-19.79%
THRONS INFRATECH	54,670	61,800	-11.54%
KIRLOSKAR	46,230	44,750	3.31%
ELECTROSTEEL	31,840	37,680	-15.50%
RAWMET COMMODITY	18,300	24,800	-26.21%
OTHERS	46,650	55,720	-16.28%
VIZAG	278,200	411,200	-32.34%
SAIL	278,200	411,200	-32.34%
KANDLA	48,900	57,400	-14.81%
KREMER GENERAL TRADING	48,900	57,400	-14.81%
MUNDRA	32,252	32,252	0.00%
JSPL	32,252	32,252	0.00%
Grand Total	6,292,063	6,465,202	-2.68%

REPORT BY	CONTACT - RAIPUR	CONTACT - KOLKATA
Anubrat Diwan	301, Jeevan Parisar, Rajeev Nagar	My Cube
Email Id: anubrat.diwan@steelmintgroup.co	Behind Crystal Arcade Raipur (C.G)	24 Park Street, 1st Floor, Anuj Chambers
	492007 - India (M: +91 97700 56666)	Kolkata, West Bengal 700016 (M: +91 87705 91840)