

**TAKE  
BUSINESS  
DECISION  
ON FACTS  
NOT ONLY  
ON GUTS**



Dear All,

In response to contain the outbreak of COVID-19 pandemic, the union government has issued a nationwide 21 day lockdown w.e.f midnight of 24th March 2020. Following this decree, trade activities in iron and steel sector have impacted severely. Several state governments have suspended construction activities, auto companies have announced shutdown and most of the mills have stopped production.

SteelMint would like to keep our subscribers informed that price assessment of following commodities shall remain suspended until further notice:

- PELLEX- Raipur Pellet Index
- Odisha iron ore prices
- India domestic pellet prices
- India pellet export prices
- Domestic melting & ship breaking Scrap
- Domestic sponge iron & sponge pellet
- Domestic Pig iron
- Domestic Ingot/billet
- Domestic Rebar, wire rod, pipe and structures
- Export assessments of secondary mills (Sponge iron export offers to Bangladesh, Billet & wire rod export offers to Nepal)
- Domestic Indian flat steel prices (HRC, CRC, Plates, Galvanised, PPGI)
- India imported scrap prices
- FOB India and Ex-India assessments of: Silico Manganese, Ferro Manganese, Ferro Chrome, Ferro Silicon
- Manganese Ore & Chrome Ore assessments



We are keeping a close track on the market and will keep you updated with further developments.

Though, all the members of our team are working from home but we would like to assure you that the service delivery will be uninterrupted without compromising on the quality in these testing times.



# Ferro Chrome: Higher Chinese Prices aid Indian Producers to Raise Offers

Indian Ferro Chrome prices have been given a boost by the elevated Chinese purchase tender prices. Major Stainless steel mills released their HC Ferro Chrome tender price for May as RMB 5,700/ 50 basis per tonne (INR 60,900/MT), tax inclusive, delivered, up by RMB 250/ 50 basis per MT M-o-M. Meanwhile, the spot prices

in China for HC Ferro Chrome also continued on an upward trajectory due to higher South African Chrome ore prices. The demand in the domestic market remains almost absent and very scarce transactions have been reported at INR 62,000/MT Ex-Jajpur. Many Ferro Chrome smelters had halted operations during the lo

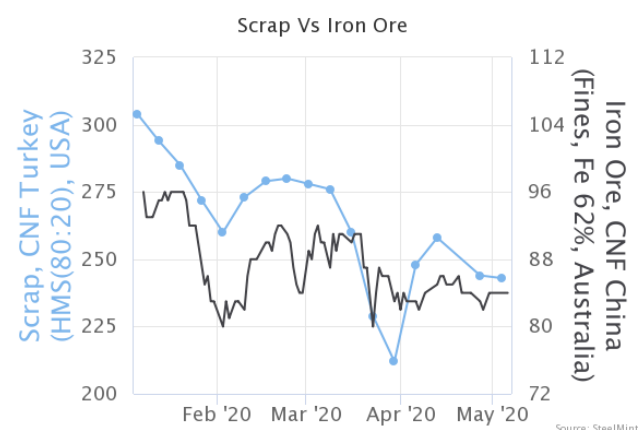
[Continued](#)

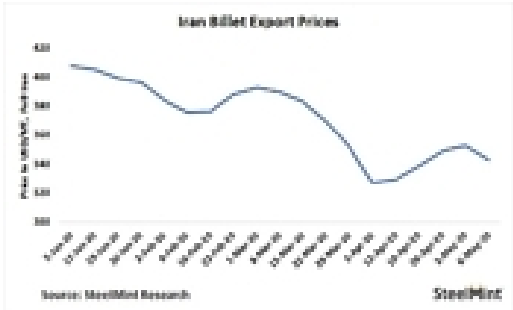
## Snap Shot - Global Prices (USD/MT)

COMMODITY	PARTICULAR	SIZE, GRADE	PRICE	CHANGE	M-O-M
Iron Ore Fines <sup>1</sup>	China Imports	Fines, Fe 61.5%	\$80	0	+ 1
Iron Ore Lumps <sup>1</sup>	Indian Imports	Lumps, Fe 64%	\$107.5	0	0
Pellets ( Brazil ) <sup>2</sup>	China Imports	6-20 mm, Fe 65%	\$113	+ 3	NA
Pellets ( India ) <sup>2</sup>	China Imports	6-20 mm, Fe 64%	\$99.5	0	NA
Coking <sup>2</sup>	Australia Exports	Premium HCC	\$109	- 2.17	- 29
Met Coke <sup>2</sup>	India Imports	Met Coke 64%	\$265	- 1.67	- 22
Non Coking <sup>2</sup>	India Imports	RB2 , South Africa origin	\$42	0	- 18
Scrap <sup>2</sup>	India Imports	Shredded	\$270	- 3	+ 15
Scrap <sup>2</sup>	Turkey Imports	HMS 1&2	\$243	- 0.5	- 5
Scrap <sup>2</sup>	Pakistan Imports	Shredded	\$265	- 5	+ 5
Scrap <sup>2</sup>	Bangladesh Imports	Shredded	\$273	- 9	+ 3
Scrap ( Ship Breaking ) <sup>2</sup>	India Imports	Containers	\$380	0	- 20
Billet <sup>2</sup>	India Exports	150*150, 3SP/4SP	\$355	- 1.5	+ 3.5
Billet <sup>2</sup>	China Exports	150*150, Q235	\$379	0	+ 7
Billet <sup>2</sup>	Russia Exports	130*130, 3SP	\$340	- 5	+ 8.5
Billet <sup>2</sup>	Iran Exports	130*130, 3SP	\$348	- 3.5	+ 18
Sponge Iron <sup>2</sup>	India Exports	Lumps, FeM 80	\$269	NA	NA
Pig Iron <sup>2</sup>	India Exports	Steel Grade	\$285	NA	NA
Pig Iron <sup>2</sup>	Russia Exports	Steel Grade	\$280	NA	NA
HRC <sup>2</sup>	China Exports	3-12mm, SS400	\$403	+ 1	- 5
HRC <sup>2</sup>	India Exports	2.5 mm, SAE1006	\$390	0	- 21
HRC <sup>2</sup>	South Korea Exports	1.6-2.5mm, SAE 1006	\$402	0	- 28
HRC ( China ) <sup>2</sup>	Vietnam Imports	2-3mm, SAE 1006	\$408	0	- 17
CRC <sup>2</sup>	India Exports	0.9 mm, IS 513 Gr.O	\$453	0	- 42
CRC <sup>2</sup>	China Exports	0.90mm, SPCC	\$443	0	- 22
HR Plate <sup>2</sup>	China Exports	5-10mm, SS 400	\$443	- 2	- 12
GP <sup>2</sup>	China Exports	DX51D+z80, Width 1,000-1,500 mm, thickness 0.5-2mm	\$513	- 5	- 12
Silico Manganese <sup>2</sup>	India Exports	65-16	\$1,050	NA	NA
Ferro Chrome <sup>2</sup>	China Import	10-150mm, HC 60%	¢65/lb	NA	NA
Manganese Ore <sup>2</sup>	India Imports	Lumps, Mn 37.5%	\$6.45/dmtu	0	NA
Ferro Manganese <sup>2</sup>	India Exports	HC 75%	\$1,000	NA	NA
Ferro Silicon <sup>2</sup>	Bhutan Exports	70%	\$1,300	0	0

1-Daily Assessment, 2-Weekly Assessment, 3-Monthly Assessment, W-O-W -> Week On Week, M-O-M -> Month On Month

- » **Iranian Mill Concludes 20,000 MT Billet Export Deal; Offers Fall**
- » **Bangladesh: Imported Scrap Offers Decline; Domestic Steel Sales Plummet**
- » **China - Shagang Steel Hikes Domestic Scrap Purchase Price by USD 21**
- » **Chinese Domestic Billet Prices Rise After Holidays**
- » **Ukraine: Metinvest Reports 30% Growth in Steel Output in Q1 CY'20**





### Iranian Mill Concludes 20,000 MT Billet Export Deal; Offers Fall

An Iranian mill was reported to book approximately 20,000 MT billets to China recently. The value of the deal was noted to be between USD 345-350/MT, FoB Iran for 130\*130mm size. However...

ON: 2020-05-06 By: Pranjal Markale Category: Semi Finished



### Bangladesh: Imported Scrap Offers Decline; Domestic Steel Sales Plummet

Imported scrap offers to Bangladesh have continued to move down for yet another week due to downtrend at global level and low domestic demand. Trades remained very limited with few deals...

ON: 2020-05-06 By: Akshay Category: Scrap



### China - Shagang Steel Hikes Domestic Scrap Purchase Price by USD 21

Eastern China's largest private ferrous scrap consumer and EAF steelmaker - Shagang Jiangsu Steel group has announced a third successive price hike for all grades of domestic steel scrap...

ON: 2020-05-06 By: Reena Category: Scrap



### Chinese Domestic Billet Prices Rise After Holidays

Yesterday the ex-mill, tax-inclusive price of general carbon square billet 150\*150mm in Tangshan, Changli, and Qian'an was settled at RMB 3,110/MT, up RMB 10; today, steel market in China...

ON: 2020-05-06 By: Admin Operation Category: Semi Finished



### Ukraine: Metinvest Reports 30% Growth in Steel Output in Q1 CY'20

Ukraine's leading steelmaker Metinvest Group has announced operational results for its first quarter of CY'20 that ended on Mar 31. The group's crude steel output grew by 30% Q-o-Q to ...

ON: 2020-05-06 By: Lalita Category: Finish Flat



### China Unveils 3-year Campaign to Boost Large Coal Mines

China will continue to retire small-sized and inefficient coal mines to improve mining safety and optimize the industry's structure, according to Li Haowen, deputy director of the Ministry of Emergency Management...

ON: 2020-05-06 By: Aditya Sinha Category: Coal

[more news](#)

No Reason For Domestic Steel Prices to Fall Further: SAIL Chief

May 06, 2020 00:00

State-owned manufacturing behemoth Steel Authority of India Limited (SAIL) will look to further reduce operating capacity to 40% from May 7 onwards from around 52% capacity utilization in April amid the prevailing pandemic-induced nationwide lockdown, Anil Kumar Chaudhary, Chairman, SAIL, said during an online interaction with SteelMint. From 55-60% capacity utilization in mid-March, production has gradually been scaled down with inevitable inventory pile up from March through to the first week of May. SAIL wants to dispose of at least 25% of the inventory in May, Chaudhary informed. Inventory Liquidation "The current 2 MnT invent

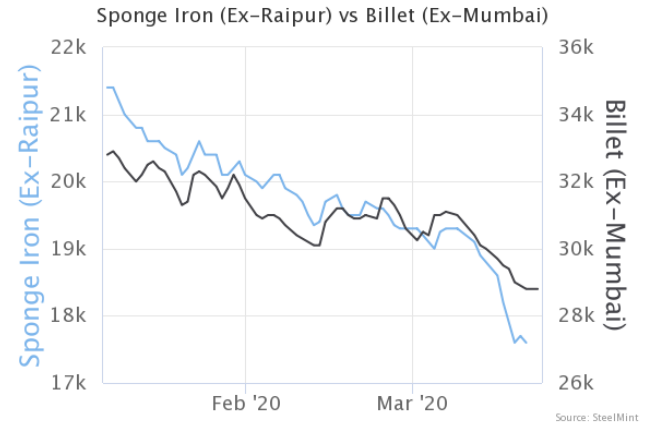
Continued

Snap Shot - Indian Domestic Prices (INR/MT)

COMMODITY	PARTICULAR	SIZE, GRADE	PRICE	CHANGE	M-O-M
Fines/lumps 2	Iron Ore Index	5-18 mm, Fe 63%, DR Grade	3,700	0	NA
Fines/lumps 2	Iron Ore Index	0-10 mm, Fe 63%	1,900	0	NA
Iron Ore 3	NMDC	6-40 mm, Fe 65.5%	2,650	- 500	- 500
Iron Ore 3	NMDC	0 -10 mm, Fe 64%	2,360	- 500	- 500
Pellets 2	Raipur	6-20 mm, Fe 64/63%	5,850	0	NA
Pellets 2	Bellary	6-20 mm, Fe 63%	6,250	+ 100	NA
Coal 2	Ex-India (East)	25-90 MM, Met Coke, Blast Furnace	22,500	0	0
Mill Scale 2	FoR-Kandla	Fines, Fe 70/68%	2,900	0	+ 150
Scrap 1	Ex-Mumbai	HMS	22,500	0	- 1,000
Scrap 1	Ex-Alang	HMS	22,600	0	- 900
Pig Iron 1	Ex-Cuttack	-	-	-	-
Pig Iron 1	Ex-Ludhiana, Foundary	Foundry Grade	30,400	0	0
Sponge Iron 1	Ex-Raipur	Mix, FeM 80%, +/-1	17,600	- 100	- 2,100
Sponge Pellet 1	Ex-Raipur	Lumps, FeM 80%, +/-1	16,750	- 150	- 2,000
Billet 1	Ex-Mumbai	100x100mm, IS 2831	28,800	- 100	- 2,100
Billet 1	Ex-Raipur	100x100mm, IS 2831	26,400	- 100	- 2,900
Structure 1	Ex-Mumbai	40*40 Angle, Commercial Grade	35,000	0	+ 200
Wire Rod 1	Ex-Raipur	5.5 mm, Wire Rod, Induction grade	30,600	- 100	+ 1,200
HRC 2	Ex-Delhi	2.5-8mm, IS2062	38,200	0	- 100
HRC 2	Ex-Mumbai	2.5-8mm, IS2062	38,250	0	- 500
CRC 2	Ex-Delhi	0.90mm, IS 513 Gr O	43,350	- 250	- 450
CRC 2	Ex-Mumbai	0.90mm, IS 513 Gr O	44,500	0	- 750
HR Plate2	Ex-Mumbai	5-10mm, IS2062	37,750	0	- 550
GP 2	Ex-Mumbai	0.8mm, 120 GSM	48,800	0	- 950
Silico Manganese 2	Ex-Raipur	60-14	69,000	- 1,000	NA
Ferro Manganese 2	Ex-Raipur	HC 70%	70,000	NA	NA
Ferro Chrome 2	Ex-Jajpur	HC 60%	62,000	NA	NA
Manganese Ore 2	Ex Balaghat, MOIL	Lumps, Mn 37%, Fe 7.5%	17,406	NA	NA
Chrome Ore 2	Ex-Odisha OMC, E-auction	Lumps, Friable 48-50%	6,525	NA	NA

\*Basic Price GST @ 18% extra
1-Daily Assessment, 2-Weekly Assessment, 3-Monthly Assessment, W-O-W -> Week On Week, M-O-M -> Month On Month

- India: Raipur Mini Steel Plants to Resume Operations
- No Reason For Domestic Steel Prices to Fall Further: SAIL Chief
- Indian Steel Market Update- 06 May'20
- Ferro Chrome: Higher Chinese Prices aid Indian Producers to Raise Offers
- Japan: Steel Imports Plunge in Q1 CY'20





India: Raipur Mini Steel Plants to Resume Operations

Raipur (central India) based majority of mini steel plants (hot rolling mills & standalone mills) have decided to re-commence operational activities from tomorrow or by weekend, as...

ON: 2020-05-06 By: Abhishek Bhalla Category: Finish Long



No Reason For Domestic Steel Prices to Fall Further: SAIL Chief

State-owned manufacturing behemoth Steel Authority of India Limited (SAIL) will look to further reduce operating capacity to 40% from May 7 onwards from around 52% capacity utilization...

ON: 2020-05-06 By: Kalpesh Padhiar Category: Finish Flat



Indian Steel Market Update- 06 May'20

Spot steel prices in eastern India increased further, while in the central region prices marked stability on daily trade activities, as per SteelMint's assessment. Meanwhile it is lear...

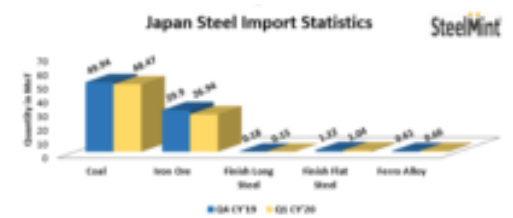
ON: 2020-05-06 By: Manish Vasdev Category: Finish Long



Ferro Chrome: Higher Chinese Prices aid Indian Producers to Raise Offers

Indian Ferro Chrome prices have been given a boost by the elevated Chinese purchase tender prices. Major Stainless steel mills released their HC Ferro Chrome tender price for May as RM...


ON: 2020-05-06 By: Ankita Chakraborty Category: Ferro Alloy



Japan: Steel Imports Plunge in Q1 CY'20

Imports of Japanese raw materials and finished steel fell in Q1 CY'20, as per the custom data maintained by SteelMint. Dull demand may have resulted in fall in import volumes. Major mi...

ON: 2020-05-06 By: Piyush S Verma Category: Finish Long



India: Steel Mills in Mandi Gobindgarh Allowed to Resume Operations

On 5th May'20, the government allowed Mandi Gobindgarh, Fatehgarh based steel mills to resume operations. Mandi Gobindgarh is a town and municipal committee in Fatehgarh Sahib district...

ON: 2020-05-06 By: Abhishek Bhalla Category: Finish Long

[more news](#)



Iron Ore

PARTICULAR/DELIVERY	SIZE/GRADE	DELIVERY	PRICE	MIN	MAX	W-O-W	M-O-M	3M-O-M
Indian prices (in INR/MT)			As on Week 19 ( 04 May - 10 May )					
NMDC	6-40 mm, Fe 65.5%	F.O.R Siding	2,650	2,650	2,650	- 500	- 500	- 550
NMDC	0 -10 mm, Fe 64%	F.O.R Siding	2,360	2,360	2,360	- 500	- 500	- 550
Fines, Karnataka e-auction	0 -5 mm, Fe 60%	Ex-Mines	1,980	1,980	1,980	- 140	- 140	+ 420
Lumps, Karnataka e-auction	10-20mm, Fe 63%	Ex-Mines	3,260	3,260	3,260	- 210	- 210	+ 460
Odisha Iron Ore Index	5-18 mm, Fe 63%, DR Grade	Ex-mines	3,700	3,600	3,800	0	NA	- 950
Odisha Iron Ore Index	0-10 mm, Fe 63%	Ex-mines	1,900	1,800	2,000	0	NA	- 450
Odisha Iron Ore Index	10-30mm, Fe 63%, BF Grade	Ex-mines	3,000	2,900	3,100	NA	NA	NA

Prices last updated on: 2020-05-06,Odisha index prices are ex-mines & inclusive of Royalty, DMF & NMET; NMDC Royalty, DMF & other taxes extra, Karnataka Prices in INR/MT, Royalty@ 15%

Global prices (in USD/MT)			As on 07 May 2020					
CNF China	Fines, Fe 61.5% (Australia Origin), Australia	-	\$80	NA	NA	0	+ 1	- 2
CNF India	Lumps, Fe 64% (South Africa origin), South Africa	-	\$107.5	\$105	\$110	0	0	0

Prices last updated on: 2020-05-06 10:01:39,Prices on DMT basis (Daily Assessment) , India- Single Port Loading , FOB prices including demurrage , June to November: Moisture@ 10% , December to May: Moisture@ 8% , Or, actual moisture as per cargo certificate submitted by shipper to be adjusted

Pellets

Indian prices (in INR/MT)			As on Week 12 ( 16 Mar - 22 Mar )					
Ex-Barbil	6-20 mm, Fe 64/63%	FOR Siding	5,150	5,100	5,200	0	NA	- 1,000
Ex-Raipur	6-20 mm, Fe 64/63%	Ex-Works	5,850	5,800	5,900	0	NA	- 1,083
Ex-Bellary	6-20 mm, Fe 63%	Ex-Works	6,250	6,200	6,300	+ 100	NA	- 900

Prices last updated on: 2020-05-05,Weekly Assessment, GST @ 5% extra., Barbil and Kandla - Prices Loaded to Wagons

Global prices (in USD/MT)			As on Week 12 ( 16 Mar - 22 Mar )					
CNF China	6-20 mm, Fe 64% (India Origin), India	-	\$99.5	\$99	\$100	0	NA	- 20.5
	6-20 mm, Fe 65% (Brazil Origin), Brazil	-	\$113	NA	NA	+ 3	NA	- 12
FOB India	6-20 mm, Fe 64%	-	\$93	\$92.5	\$93.5	0	NA	- 17

Prices last updated on: 2020-05-01,

Coal

Global prices (in USD/MT)			As on Week 19 ( 04 May - 10 May )					
FOB Australia	Premium HCC (Australia-origin)	-	\$109	NA	NA	- 2.17	- 29	- 44.5

Prices last updated on: ,

Scrap

Indian prices (in INR/MT)			As on 21 Mar 2020					
Ex-Alang	HMS(80:20)	Ex-Yard	22,600	22,500	22,700	0	- 900	- 800
Ex-Mumbai	HMS(80:20)	DAP	22,500	22,400	22,700	0	- 1,000	- 100
Ex-Chennai	HMS(80:20)	DAP	21,800	21,700	22,000	0	+ 100	- 500
Ex-Alang	HMS(80:20), Ship Breaking	Ex-Yard	22,000	21,900	22,100	- 600	- 1,800	- 1,600

Prices last updated on: 2020-03-23 10:25:21,Daily Assessment , Basic Price GST @ 18% extra,

Global prices (in USD/MT)			As on Week 12 ( 16 Mar - 22 Mar )					
CNF India	Shredded (Containers, Europe Origin), Europe	-	\$270	\$268	\$272	- 3	+ 15	- 21.33
CNF Turkey	HMS 1&2(80:20) (Bulk, US Origin), USA	-	\$243	\$241	\$245	- 0.5	- 5	- 30.33

Prices last updated on: 2020-05-06,Weekly Assessment

Note:- W-O-W -> Week On Week, M-O-M -> Month On Month

## Sponge

REGION	PARTICULAR	SPONGE IRON (C-DRI)				PELLET SPONGE (P-DRI)			
		PRICE	CHANGE	W-O-W	M-O-M	PRICE	CHANGE	W-O-W	M-O-M
Indian prices (in INR/MT)						As on 21 Mar 2020			
East India	Durgapur	17,300	- 150	- 1,000	- 2,250	16,400	- 150	- 1,000	- 2,250
East India	Rourkela	16,400	- 200	- 650	- 2,200	-	-	-	-
Central India	Raigarh	16,800	- 100	- 950	- 2,300	15,800	- 100	- 950	- 2,350
Central India	Raipur	17,600	- 100	- 1,200	- 2,100	16,750	- 150	- 1,150	- 2,000
South India	Bellary	16,450	- 50	- 950	- 1,950	16,100	0	- 1,100	- 2,300
South India	Hyderabad	-	-	-	-	16,800	0	- 1,000	- 2,200

All prices are basic, GST extra.

## Scrap

PARTICULAR/DELIVERY	SIZE/GRADE	DELIVERY	PRICE	MIN	MAX	W-O-W	M-O-M	3M-O-M
Indian prices (in INR/MT)			As on 21 Mar 2020					
Ex-Mandi	HMS(80:20), Old Scrap	DAP	20,600	20,400	20,800	- 200	- 2,000	- 1,900
Ex-Durgapur	HMS(80:20)	DAP	22,000	21,800	22,200	0	- 2,300	- 1,400
Ex-Raipur	HMS(80:20)	DAP	22,000	21,800	22,200	0	- 2,000	- 700
Ex-Raipur	End Cutting	DAP	23,000	22,800	23,200	0	- 2,000	- 1,000
Ex-Ahmedabad	HMS(80:20)	DAP	22,000	21,800	22,200	- 100	- 1,000	- 1,900
Ex-Mumbai	HMS(80:20)	DAP	22,500	22,400	22,700	0	- 1,000	- 100
Ex-Chennai	HMS(80:20)	DAP	21,800	21,700	22,000	0	+ 100	- 500
Ex-Hyderabad	HMS, Commercial Grade	DAP	18,500	18,400	18,600	0	- 1,700	- 500

Prices last updated on: 2020-03-21 16:04:36, Daily Assessment, Basic Price GST @ 18% extra,

## Pig Iron

Indian prices (in INR/MT)			As on 21 Mar 2020					
Ex-Ludhiana	Steel Grade	Ex-Works	28,400	28,300	28,500	0	- 900	- 200
Ex-Durgapur	Steel Grade	Ex-Works	24,600	24,400	24,800	- 200	- 2,900	- 1,800
Ex-Raigarh	Steel Grade	Ex-Works	25,600	25,500	25,700	0	- 2,600	- 800
Ex-Raipur	Steel Grade	Ex-Works	26,300	26,200	26,500	- 200	- 1,900	+ 500
Ex-Hyderabad	Steel Grade	Ex-Works	26,500	26,400	26,600	0	- 2,000	NA
Ex-Ludhiana	Foundry Grade	Ex-Works	30,400	30,300	30,500	0	0	- 600

Prices last updated on: 2020-03-21 13:34:39, Indian pig iron price assessment frequency has been increased from weekly to daily basis.

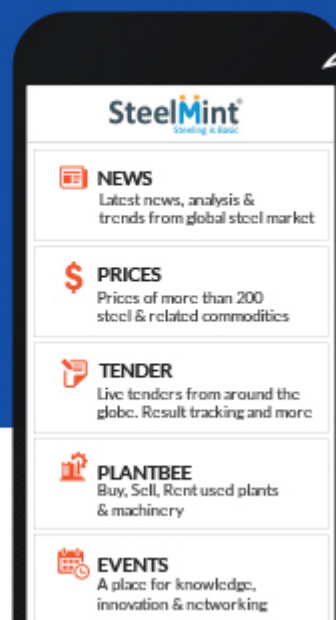
**Sponge Iron (C-DRI) -78-80 FeM (Recovery 85%)**

**Scrap - HMS, Mixed (Recovery 94%)**

**Pig Iron - Steel Grade, 0.5 -1.4% Silicon**

Take Business  
Decisions on  
Facts not only  
on Guts !

**SteelMint**  
Steeling is Basic



**STEELMINT APP**

For reliable Steel industry intelligence and data

FOR TRIAL

Give A Missed Call on  
07961730330

or  
SCAN  
QR CODE

TO DOWNLOAD



or  
VISIT  
www.steelmint.com/mobile

Steel Industry Intelligence acknowledged by leaders

**Indepth • Credible • Independent**

Web: www.steelmint.com | Email: info@steelmint.com | Mob: +91 97700 56666



Ingot/Billet

REGION	PARTICULAR	INGOT			BILLET			REBAR		
		PRICE	CHANGE	M-O-M	PRICE	CHANGE	M-O-M	PRICE	CHANGE	M-O-M
Indian prices (in INR/MT)					As on 21 Mar 2020					
North India	Ghaziabad	28,700	0	- 2,500	-	-	-	-	-	-
North India	Mandi Gobindgarh	29,650	- 150	- 2,050	29,800	- 200	- 2,200	-	-	-
North India	Muzaffarnagar	28,300	- 100	- 2,600	-	-	-	-	-	-
East India	Durgapur	26,150	- 250	- 2,450	26,600	- 200	- 2,600	31,500	+ 100	+ 1,000
East India	Rourkela	25,750	- 250	- 2,550	26,100	- 100	- 2,600	32,700	+ 500	+ 1,800
Central India	Raigarh	25,700	- 100	- 2,550	26,000	- 100	- 2,750	32,600	+ 100	+ 2,200
Central India	Raipur	26,000	- 150	- 2,900	26,400	- 100	- 2,900	32,800	0	+ 2,000
West India	Ahmedabad	27,900	- 100	- 3,100	28,400	- 200	- 2,800	33,600	0	- 800
West India	Goa	28,200	0	- 1,600	28,500	0	- 1,500	-	-	-
West India	Jaipur	28,300	- 100	- 2,450	-	-	-	-	-	-
West India	Mumbai	28,300	- 100	- 2,200	28,800	- 100	- 2,100	-	-	-
South India	Chennai	29,200	0	- 900	30,000	0	- 600	-	-	-
South India	Hyderabad	27,800	0	- 2,700	28,000	0	- 2,800	35,200	+ 700	+ 2,700

All prices are basic, GST @ 18% extra.

Rebar (Medium & Small Scale Producers)

PARTICULAR/DELIVERY	SIZE/GRADE	DELIVERY	PRICE	MIN	MAX	PRICE @ 18% GST	W-O-W	M-O-M	3M-O-M
Indian prices (in INR/MT) As on 07 May 2020									
Ex-Durgapur	12-25mm, Induction Grade	Ex-Works	31,500	31,300	31,700	37,200	+ 100	+ 1,000	- 1,700
Ex-Rourkela	12-25mm, Induction Grade	Ex-Works	32,700	32,600	32,800	38,600	+ 500	+ 1,800	- 500
Ex-Raigarh	12-25mm, Induction Grade	Ex-Works	32,600	32,400	32,700	38,500	+ 100	+ 2,200	+ 100
Ex-Raipur	12-25mm, Induction Grade	Ex-Works	32,800	32,600	32,900	38,700	0	+ 2,000	+ 200
Ex-Ahmedabad	12-25mm, Induction Grade	Ex-Works	33,600	33,400	33,800	39,600	0	- 800	- 2,600
Ex-Hyderabad	12-25mm, Induction Grade	Ex-Works	35,200	35,000	35,400	41,500	+ 700	+ 2,700	+ 1,000

Prices last updated on: 2020-05-06 17:25:34,Daily Assessment, Grade-500 Fe, Basic Price GST @ 18% extra ,

Structure (Medium & Small Scale Producers)

REGION/ZONE	PARTICULAR	40 ANGLE	CHANGE	M-O-M	75 CHANNEL	CHANGE	M-O-M	200 BEAM	CHANGE	M-O-M
Indian prices (in INR/MT) As on 07 May 2020										
North India	Ghaziabad	-	-	-	-	-	-	34,900	0	- 1,600
East India	Durgapur	31,400	0	- 1,200	33,900	0	- 1,200	32,900	0	- 1,200
Central India	Raipur	-	-	-	30,800	+ 200	+ 600	31,800	0	+ 900
West India	Ahmedabad	32,000	0	- 1,900	32,000	0	- 1,900	33,000	0	- 1,900
West India	Mumbai	35,000	0	+ 200	35,800	0	+ 200	36,200	0	+ 200
South India	Hyderabad	33,100	0	- 2,100	32,700	0	- 2,100	-	-	-

Indian Structure price assessment frequency has been increased from weekly to daily basis, All prices are basic,Commercial Grade, Basic Price GST @ 18% extra

Ingot - 3.5"*4.5", Commercial Grade	Billet - 100*100, 125*125, S+P> 0.1 %,	Re-bar - 12mm, Fe 500 Grade Structure - Commercial Grade, 40x40 Angle
-------------------------------------	--	--

Note:- W-O-W -> Week On Week, M-O-M -> Month On Month

Wire Rod

PARTICULAR	SIZE/GRADE	RAIPUR	CHANGE	W-O-W	DURGAPUR	CHANGE	W-O-W
Indian prices (in INR/MT)				As on date 06-May-2020			
5.5 mm, Wire Rod, Induction grade		30,600	- 100	+ 1,300	30,800	+ 300	+ 1,100
20 Gauge, Binding Wire, Induction grade		38,700	0	+ 1,700	-	-	-
12 Gauge HB Wire, Induction grade		32,800	- 100	+ 1,300	-	-	-
12 Gauge, HB Wire, Induction grade		-	-	-	32,800	+ 300	+ 1,100
12*12 Gauge, Barbed Wire, Induction grade		41,900	0	+ 1,900	-	-	-
12 Gauge, GI Wire, Induction grade		39,800	0	+ 1,800	-	-	-

Weekly Assessment,Commercial Grade, Basic Price GST @ 18% extra

Finished Flat

REGION	PARTICULAR	HRC				CRC			
		PRICE	CHANGE	W-O-W	M-O-M	PRICE	CHANGE	W-O-W	M-O-M
Indian prices (in INR/MT)						As on 18 Mar 2020			
North India	Delhi	38,200	0	0	- 100	43,350	- 250	- 250	- 450
North India	Ludhiana	37,750	0	0	- 250	43,250	- 250	- 250	- 250
East India	Kolkata	36,750	0	0	- 1,000	41,750	- 750	- 750	- 1,750
West India	Ahmedabad	39,100	- 150	- 150	- 650	45,100	0	0	- 150
West India	Mumbai	38,250	0	0	- 500	44,500	0	0	- 750
South India	Chennai	39,250	- 250	- 250	- 350	44,500	- 750	- 750	- 1,250
South India	Hyderabad	39,500	- 750	- 750	- 1,750	44,000	0	0	- 1,000

All prices are basic, GST @ 18% extra.

Ferro Alloys

PARTICULAR/DELIVERY	SIZE/GRADE	DELIVERY	PRICE	MIN	MAX	W-O-W	M-O-M	3M-O-M
SILICO MANGANESE	25-150 mm, 60-14	Ex-Durgapur	68,000	NA	NA	0	NA	+ 4,000
	60-14	Ex-Raipur	69,000	NA	NA	- 1,000	NA	+ 4,750
FERRO SILICON	HC 70%	Ex-Guwahati	87,000	NA	NA	0	- 3,000	+ 11,500
FERRO MANGANESE	HC 70%	Ex-Durgapur	69,000	NA	NA	NA	NA	+ 5,000
FERRO CHROME	HC 60%	Ex-Jajpur	62,000	NA	NA	NA	NA	0
CHROME ORE	Friable 54%+	Ex-Jajpur (OMC-eAuction)	8,272	NA	NA	NA	NA	- 2,676

Prices last updated on: 2020-04-29,OMC E-Auction Prices Including Royalty

FERRO CHROME	10-150mm, HC 60% (cents/lb), India	CNF China	¢65/lb	NA	NA	NA	NA	+ 3
FERRO MANGANESE	HC 75%	FOB India	\$1,000	NA	NA	NA	NA	NA
SILICO MANGANESE	65-16	FOB India	\$1,050	NA	NA	NA	NA	+ 80

Prices last updated on: 2020-05-04,Weekly Assessment

Note:- W-O-W -> Week On Week, M-O-M -> Month On Month

Global Prices

China

COMMODITY	PARTICULAR	GRADE/SIZE	PRICE	CHANGE	W-O-W	M-O-M	3M-O-M
Export							
Billet	FOB China	125*125, BF Grade	\$379	0	0	+ 7	- 93
TMT (Re-Bar)	FOB China	Commerical	\$440	0	0	0	- 12.5
Wire Rod	FOB China	5.5mm	\$428	- 1	- 1	- 24	- 49
HRC	FOB China	2.5mm	\$403	+ 1	+ 1	- 5	- 82
CRC	FOB China	0.90 mm	\$443	0	0	- 22	- 80

Import

Iron Ore	CNF China	Lumps Fe 64/63%, South Africa	\$97	0	0	- 8	- 5
Iron Ore	CNF China	Fines Fe 62%, Australia	\$84	0	+ 1	+ 1	- 4
Pellets	CNF China	6-20mm, BF Grade	\$113	+ 3	+ 3	NA	- 12
Coking Coal	CNF China	Premium HCC, Australia	\$116.25	- 2.67	- 2.67	- 28.75	- 48.75
Mill Scale	CNF China	70/68%	NA	NA	NA	NA	NA
FeCr	CNF China	HC 60%	ø65/lb	NA	NA	NA	+ 3
Mn Ore	CNF China	Mn 46% Lumps, Australia	\$7.1/dmtu	0	0	NA	+ 2.1
Mn Ore	CNF China	Mn 38%, South Africa	\$6.45/dmtu	0	0	NA	+ 1.85

CIS Nations

COMMODITY	PARTICULAR	GRADE/SIZE	PRICE	CHANGE	W-O-W	M-O-M	3M-O-M
Export							
Billet	FOB Black Sea	125*125, BF Grade	\$340	- 5	- 5	+ 8.5	- 42.25
Slabs	FOB Black Sea	Commercial	\$330	- 5	- 5	+ 12	- 98
Pig Iron	FOB Black Sea	Steel Grade	\$280	NA	NA	NA	NA
TMT (Re-Bar)	FOB Black Sea	Commercial	\$385	0	0	+ 20	- 28
HRC	FOB Black Sea	2.5mm	\$358	- 5	- 5	- 10	- 120
CRC	FOB Black Sea	0.90mm	\$458	0	0	- 30	- 80

Japan/Korea

COMMODITY	PARTICULAR	GRADE/SIZE	PRICE	CHANGE	W-O-W	M-O-M	3M-O-M
Export							
HRC	FOB Korea	2.5mm	\$402	0	0	- 28	- 83
Import							
FeCr	CNF Japan	HC 60%	ø68/lb	NA	NA	NA	+ 2

Note:- W-O-W -> Week On Week, M-O-M -> Month On Month, All prices are weekly assessment, Iron Ore are daily assessment



India

COMMODITY	PARTICULAR	GRADE/SIZE	PRICE	CHANGE	W-O-W	M-O-M	3M-O-M
-----------	------------	------------	-------	--------	-------	-------	--------

Export

Iron Ore	FOB India	Fines, Fe 58/57%	NA	NA	NA	NA	NA
Mill Scale	FOB India	70/68%	NA	NA	NA	NA	NA
Billet	FOB India	95*95mm	\$360	0	0	+ 3.5	- 40
Billet	FOB India	150*150mm	\$355	- 1.5	- 1.5	+ 3.5	- 40
Pig Iron	FOB India	Steel Grade	\$285	NA	NA	NA	NA
HRC	FOB India	2.5mm	\$390	0	0	- 21	- 120
CRC	FOB India	0.9mm	\$453	0	0	- 42	- 130
SiMn	FOB India	60/14%	\$950	NA	NA	NA	+ 70
FeMn	FOB India	HC 75%	\$1,000	NA	NA	NA	NA
FeSi	FOB Bhutan	70-75%	\$1,300	0	0	0	+ 240

Import

Iron Ore	CNF India	Lumps Fe 64%, South Africa	\$107.5	0	0	0	0
Scrap	CNF India	HMS 1&2 ,Middle East	\$237	0	0	NA	- 45
Scrap	CNF India	Shredded, Europe	\$270	- 3	- 3	+ 15	- 21.33
Coking Coal	CNF India	Premium HCC, Australia	\$117.1	- 1.78	- 1.78	- 30.9	- 47.5
Non-Coking Coal	CNF India	RB2 5500 NAR, South Africa	NA	NA	NA	NA	NA
Met Coke	CNF India	62%, China	NA	NA	NA	NA	NA
Pellets	CNF India	6-20mm, BF Grade	NA	NA	NA	NA	NA
Wire Rod	CNF India	5.5mm, China	\$418	0	0	- 32	- 52
HRC	CNF India	2.5mm, China	\$428	+ 1	+ 1	- 5	- 82
HRC	CNF India	2.5mm, Korea	\$413	0	0	- 90	- 92
CRC	CNF India	0.90mm, China	\$468	0	0	- 22	- 80
HR Plate	CNF India	A 36	NA	NA	NA	NA	NA
Mn Ore	CNF India	Mn 38%, South Africa	\$6.45/dmtu	0	0	NA	+ 1.85

Europe & US

COMMODITY	PARTICULAR	GRADE/SIZE	PRICE	CHANGE	W-O-W	M-O-M	3M-O-M
-----------	------------	------------	-------	--------	-------	-------	--------

Export

Pig Iron	FOB Brazil	Steel Grade	\$275	NA	NA	NA	NA
----------	------------	-------------	-------	----	----	----	----

Import

Scrap	CFR Turkey	HMS (80:20), US	\$243	- 0.5	- 0.5	- 5	- 30.33
HRC	CIF Europe	2.5mm	\$443	+ 1	+ 1	- 5	- 82

Middle East & Africa

COMMODITY	PARTICULAR	GRADE/SIZE	PRICE	CHANGE	W-O-W	M-O-M	3M-O-M
-----------	------------	------------	-------	--------	-------	-------	--------





























































Export

Iron Ore	FoB South Africa	Lumps, Fe 64/63%	NA	NA	NA	NA	NA
Non Coking Coal	FoB South Africa	RB2 5500 NAR	NA	NA	NA	NA	NA

Import

Billet	CNF Dubai	125*125, China	NA	NA	NA	NA	NA
HRC	CNF Dubai	2.5mm, China	\$385	- 10	- 10	- 25	- 160

Note:- W-O-W -> Week On Week, M-O-M -> Month On Month, All prices are weekly assessment, Iron Ore are daily assessment

Live Tenders						
Company	Type	Grade	Quantity	Expiry Date	Location	View
Billet/ingot/slab						
<a href="#">SAIL</a>	Sell	150 x150 mm	2,000 MT	07 May, 2020	 Burnpur, West Bengal, India	
<a href="#">Tata Steel Long Product limited</a>	Sell	Pig Iron,Billet,Bloom,TMT end cut	3,050 MT	08 May, 2020	 Seraikela, Jharkhand	
<a href="#">SAIL</a>	Sell	Non Alloys CC-Slab	30,000 MT	07 May, 2020	 New Delhi, Delhi, India	
<a href="#">RINL</a>	Sell	90x90 & 65x65 mm	20,000 MT	12 May, 2020	 Vishakhapatnam, Andhra Pradesh, India	
<a href="#">SAIL</a>	Sell	150 x150 mm	1,000 MT	07 May, 2020	 Burnpur, West Bengal, India	
Coal						
<a href="#">RINL</a>	Buy	Low Ash Coking Coal	4 MnT	30 Oct, 2020	 Visakhapatnam, Andhra Pradesh, India	
Coking						
<a href="#">BCCL</a>	Sell	W-III	48,000 MT	07 May, 2020	 Dhanbad, Jharkhand, India	
<a href="#">RINL</a>	Sell	Nut Coke	5,300 MT	12 May, 2020	 Vishakhapatnam, Andhra Pradesh, India	
Crc						
<a href="#">TATA Steel</a>	Sell	HR-CR	575 MT	07 May, 2020	 Kanpur, Uttar Pradesh, India	
<a href="#">HMCL</a>	Sell	HR CR Scrap	400 MT	08 May, 2020	 Bhiwadi, Rajasthan, India	
Fines/lumps						
<a href="#">SAIL</a>	Sell	Kiriburu Iron Ore Fines Size: [-10 mm] Fe:62% (Indicative)	200,000 MT	15 May, 2020	 Kolkata, West Bengal, India	
<a href="#">SAIL</a>	Sell	Meghahatuburu Iron Ore Fines Size: [-10 mm] Fe:62% (Indicati	300,000 MT	14 May, 2020	 Kolkata, West Bengal, India	
<a href="#">SAIL</a>	Sell	Gua Iron Ore Fines (From old dump) Size: [-10 mm] Fe:60% (In	500,000 MT	20 May, 2020	 Kolkata, West Bengal, India	
	Sell	Iron Ore Rajhara Mine	28,000 MT	20 May, 2020	 Bhilai, Chattisgarh, India	
<a href="#">RINL</a>	Buy	Iron ore fines	1 MnT	15 May, 2020	 Vishakhapatnam, Andhra Pradesh, India	
<a href="#">SAIL</a>	Sell	Bolani Ores Mines Iron Ore Fines	100,000 MT	12 May, 2020	 Kolkata, West Bengal, India	
<a href="#">SAIL</a>	Sell	Barsua - Iron Ore Fines	40,000 MT	13 May, 2020	 Kolkata, West Bengal, India	
<a href="#">IDCOL</a>	Sell	Sponge Grade- CLO (5-18 mm)	15,200 MT	07 May, 2020	 Bhubaneshwar, Odisha, India	
<a href="#">MSTC</a>	Sell	Lump/Fines	400,000 MT	12 May, 2020	 Bangalore, Karnataka, India	
<a href="#">Paradip Port Trust</a>	Sell	Spillage Iron Ore	33,680 MT	20 May, 2020	 Paradip, Odisha, India	
Hr Plate						
<a href="#">SAIL</a>	Sell	Secondary Flats	2,611 MT	08 May, 2020	 Rourkela, Odisha, India	
Hrc						
<a href="#">The Tinplate Co. of India Ltd.</a>	Sell	HRC	600 MT	07 May, 2020	 Jamshedpur, Jharkhand, India	
Manganese Ore						
<a href="#">MOIL Limited</a>	Sell	High Carbon Ferro Mn	7,500 MT	12 May, 2020	 Nagpur, Maharashtra, India	
Melting Scrap						
<a href="#">SAIL</a>	Sell	BF-Fines	2,000 MT	07 May, 2020	 Burnpur, West Bengal, India	
<a href="#">NALCO</a>	Sell	Melting Scrap	300 MT	12 May, 2020	 Angul, Odisha, India	
<a href="#">TATA BSL LTD</a>	Sell	Melting Scrap	1,000 MT	08 May, 2020	 Angul, Odisha, India	
Rail						
<a href="#">SAIL</a>	Sell	Rail 52kg	597 MT	13 May, 2020	 Bhilai, Chattisgarh, India	
<a href="#">SAIL</a>	Sell	Rail 52kg	950 MT	15 May, 2020	 Bhilai, Chattisgarh, India	
Rebar						
<a href="#">RINL</a>	Sell	IS 1786 Fe500D	14,000 MT	13 May, 2020	 Vishakhapatnam, Andhra Pradesh, India	
Silico Manganese						
	Buy	Silico Manganese	102,000 MT	30 Jun, 2020	 Visakhapatnam, Andhra Pradesh, India	

[View All](#)



Some of  
our Precious  
Clients

.....and we are trying harder

REPORTS

Daily Steel Report  
Ironore Insight  
Coal Review  
Scrap Insight  
Semi Finished And Finished  
Long  
Finished Flat  
Ferro Alloys Insight

SERVICES

Steel Prices  
Steel News  
Archive Data  
Tenders  
Expert Comments

Market Tracker  
Statistics  
Logistics  
Events  
Plant & Machinery For sale  
Global Steel Prices

SUBSCRIPTION/ TRIALS

www.steelmint.com  
Ph: +919770056666  
Email: info@steelmint.com  
  
Bank Account Details  
HDFC Bank, Raipur  
Account Number - 01522560009922  
IFSC Code - HDFC0000152  
  
IDBI Bank, Raipur  
Account Number - 0049102000048888  
IFSC Code - IBKL0000851

OFFICES

SteelMint, Raipur  
301, Jeevan Parisar  
Rajeev Nagar, Raipur(C.G) - 492007  
Telefax: +91-9770056666  
  
SteelMint, Kolkata  
Block A-11, 4th Floor,  
FMC Fortuna Building,  
234/ 3A AJC Bose Road  
Kolkata -700020  
Telefax: +91-7044070530

**Disclaimer:** SteelMint has taken due care and caution in compilation of content for its web site. Information is just for reference not intended for trading purpose or to address your particular requirement. The content includes facts, views, and opinions are of individuals and not that of the website or its management. We and our content licensors are not giving investment advice, tax advice, legal advice, or other professional advice. We and our content licensors do not guarantee or warrant the accuracy, completeness or timeliness of, or otherwise endorse these views, and opinions.

Users/Visitors have to make their own decisions based on their own independent enquiries, appraisals, judgement, wisdom and risks. SteelMint and its affiliates, or their employees, directors or agents shall not be liable or responsible for any loss or costs or any action whatsoever arising out of use or relying on the spot prices disseminated.

For details view [terms and condition](#).