

TAKE
BUSINESS
DECISION
ON FACTS
NOT ONLY
ON GUTS



Colombian coal powering its way into India amid COVID-19 crisis

COVID-19 crisis has led to changes in trade dynamics of various commodities and one such notable switch observed is in case of Colombian thermal coal entering India especially since Mar'20. The vessel line-up data with CoalMint reveals that starting March till the first week of June about 2.33 mn t thermal coal from

Colombia has entered India with the majority coming in western ports of Mundra and Kandla. During same period last year, the presence of Colombian thermal coal in the Indian market was negligible. Further analysis shows that the power sector was the main buyer of Colombian coal with a percentage share of 63% in t

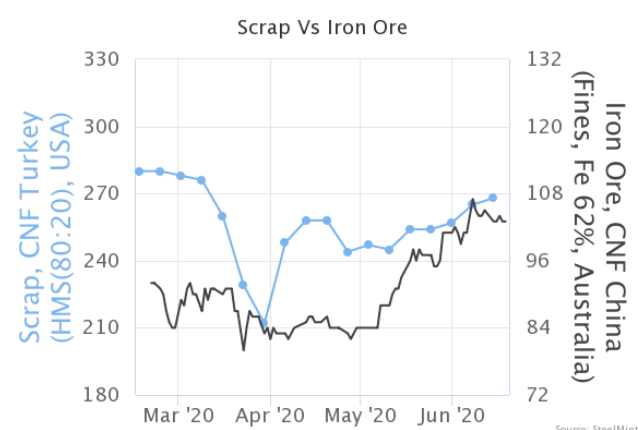
[Continued](#)

Snap Shot - Global Prices (USD/MT)

COMMODITY	PARTICULAR	SIZE, GRADE	PRICE	CHANGE	M-O-M
Iron Ore Fines ¹	China Imports	Fines, Fe 61.5%	\$99	0	+ 6
Iron Ore Lumps ¹	Indian Imports	Lumps, Fe 64%	\$112.5	0	+ 9.5
Pellets (Brazil) ²	China Imports	6-20 mm, Fe 65%	\$126	0	+ 5
Pellets (India) ²	China Imports	6-20 mm, Fe 64%	\$112	- 2	0
Coking ²	Australia Exports	Premium HCC	\$109	- 0.38	- 8
Met Coke ²	India Imports	64% CSR	\$284	+ 2	+ 5.5
Non Coking ²	India Imports	RB2	\$53	- 2	- 2
Scrap ²	India Imports	Shredded	\$284	- 5	+ 10
Scrap ²	Turkey Imports	HMS 1&2	\$267	0	+ 13
Scrap ²	Pakistan Imports	Shredded	\$285	- 7	+ 9
Scrap ²	Bangladesh Imports	Shredded	\$300	0	+ 12
Scrap (Ship Breaking) ²	India Imports	Containers	\$305	- 10	- 25
Billet ²	India Exports	150*150, 3SP/4SP	\$383	0	+ 8.33
Billet ²	China Exports	150*150, Q235	\$407	- 0.5	+ 8.67
Billet ²	Russia Exports	130*130, 3SP	\$370	+ 3.5	+ 22
Billet ²	Iran Exports	130*130, 3SP	\$375	+ 11	+ 24.67
Sponge Iron ²	India Exports	Lumps, FeM 80	\$260	- 13	- 10
Pig Iron ²	India Exports	Steel Grade	\$303	0	+ 10
Pig Iron ²	Russia Exports	Steel Grade	\$310	+ 3	+ 17
HRC ²	China Exports	3-12mm, SS400	\$445	+ 7	+ 17
HRC ²	India Exports	2.5 mm, SAE1006	\$440	+ 10	+ 20
HRC ²	South Korea Exports	1.6-2.5mm, SAE 1006	\$440	+ 5	+ 32
HRC (China) ²	Vietnam Imports	2-3mm, SAE 1006	\$455	+ 7	+ 30
CRC ²	India Exports	0.9 mm, IS 513 Gr.O	\$465	0	+ 12
CRC ²	China Exports	0.90mm, SPCC	\$493	- 2	+ 40
HR Plate ²	China Exports	5-10mm, SS 400	\$478	+ 3	+ 18
GP ²	China Exports	DX51D+z80, Width 1,000-1,500 mm, thickness 0.5-2mm	\$545	- 3	+ 32
Silico Manganese ²	India Exports	65-16	\$900	0	- 90
Ferro Chrome ²	China Import	10-150mm, HC 60%	¢68/lb	- 3	+ 1
Manganese Ore ²	India Imports	Lumps, Mn 37%	\$5/dmtu	- 0.35	- 1.68
Ferro Manganese ²	India Exports	HC 75%	\$900	0	NA
Ferro Silicon ²	Bhutan Exports	70%	\$1,100	0	- 100

1-Daily Assessment, 2-Weekly Assessment, 3-Monthly Assessment, W-O-W -> Week On Week, M-O-M -> Month On Month

- » SE Asia: Billet import offers witness a marginal increase
- » Chinese mill concludes 20,000t HRC export deal to Vietnam
- » South Africa: Train derails near RBCT port, no disruption in coal supplies expected
- » NDRC: China still firm on removing excess capacity in CY20
- » Oversupply to end climb in Chinese steel prices - CISA





SE Asia: Billet import offers witness a marginal increase

SE Asian billet import market was noted to witness limited trades, as the export offers from the major billet exporting nations were reported a marginal increase during this week amid ...

ON: 2020-06-19 By: Category: Semi Finished



Chinese mill concludes 20,000t HRC export deal to Vietnam

China's major steelmaker - Baosteel concluded around 20,000t of HRC (2mm SAE1006) to Vietnam at \$ 450/t CFR basis for Jul/Aug'20 shipments, SteelMint learned from its credible sources ...

ON: 2020-06-19 By: Category: Finish Flat



South Africa: Train derails near RBCT port, no disruption in coal supplies expected

Last night, 17 wagons of a 200-wagon train got derailed close to Richards Bay port (RBCT) halting deliveries to the terminal. Repair work had started yesterday and is expected to be c...

ON: 2020-06-19 By: Category: Coal



NDRC: China still firm on removing excess capacity in CY20

China is determined to complete its campaign of cutting excessive capacity in certain industries including steel and coal in 2020, the final year of the capacity reduction campaign sta...

ON: 2020-06-19 By: Category: Finish Flat



Oversupply to end climb in Chinese steel prices - CISA

In the coming term, China's domestic steel prices are unlikely to continue their significant rise of late as oversupply will negatively impact markets, according to the monthly report ...

ON: 2020-06-19 By: Category: Finish long

[more news](#)

Indian mills conclude 70,000 t billet export deals

Jun 19, 2020 00:00

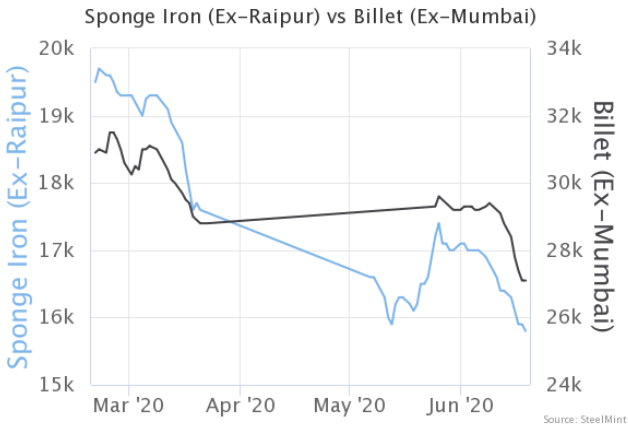
India was remarked active in the global billet market, almost after a couple of weeks. The country was reported to book approximately 70,000 t billets to China and the Middle East through tender. The details of the deals are as below- * A government-owned mill had floated an export tender for 30,000 t billets (150*150mm, 3sp/4sp), the deal was reportedly concluded at \$380-385/t FoB for mid-Jul '20 shipment. The tender was due early this week and the cargo is most likely to be shipped to Middle-East. * A private Indian steel mill had invited the bids for the export of 30,000-40,000 t billets. According to sources, the tender got concluded


Continued

Snap Shot - Indian Domestic Prices (INR/MT)					
COMMODITY	PARTICULAR	SIZE, GRADE	PRICE	CHANGE	M-O-M
Fines/lumps 2	Iron Ore Index	5-18 mm, Fe 63%, DR Grade	3,450	0	- 50
Fines/lumps 2	Iron Ore Index	0-10 mm, Fe 63%	1,900	0	0
Iron Ore 3	NMDC	6-40 mm, Fe 65.5%	2,250	- 400	- 400
Iron Ore 3	NMDC	0 -10 mm, Fe 64%	1,960	- 400	- 400
Pellets 2	Raipur	6-20 mm, Fe 64/63%	6,000	0	+ 100
Pellets 2	Bellary	6-20 mm, Fe 63%	5,850	0	- 350
Coal 2	Ex-India (East)	25-90 MM, Met Coke	19,500	- 500	- 3,000
Mill Scale 2	FoR-Kandla	Fines, Fe 70/68%	2,750	0	NA
Scrap 1	Ex-Mumbai	HMS	19,500	- 100	NA
Scrap 1	Ex-Alang	HMS	21,500	+ 200	- 900
Pig Iron 1	Ex-Ludhiana, Foundry	Foundry Grade	29,100	0	- 1,000
Sponge Iron 1	Ex-Raipur	Mix, FeM 80%, +/-1	15,800	- 100	- 700
Sponge Pellet 1	Ex-Raipur	Lumps, FeM 80%, +/-1	14,800	- 100	- 600
Billet 1	Ex-Mumbai	100x100mm, IS 2831	27,100	0	NA
Billet 1	Ex-Raipur	100x100mm, IS 2831	27,300	- 200	- 600
TMT (Re-Bar) Secondary mills 1	Ex-Mumbai	12-25mm, Induction Grade, IS 1786- 500 Fe	32,400	0	- 1,800
TMT (Re-Bar) Secondary mills 1	Ex-Delhi/NCR	12-25mm, Induction Grade, IS 1786- 500 Fe	34,900	- 200	NA
Structure 1	Ex-Mumbai	40*40 Angle, Commercial Grade	34,600	- 500	- 400
Wire Rod 1	Ex-Raipur	5.5 mm, Wire Rod	30,500	0	- 1,300
HRC 2	Ex-Delhi	2.5-8mm, IS2062	36,150	- 350	- 1,100
HRC 2	Ex-Mumbai	2.5-8mm, IS2062	35,750	- 250	- 1,375
CRC 2	Ex-Delhi	0.90mm, IS 513 Gr O	41,000	- 1,250	- 2,350
CRC 2	Ex-Mumbai	0.90mm, IS 513 Gr O	41,500	- 500	- 1,500
HR Plate2	Ex-Mumbai	5-10mm, IS2062	35,750	0	- 1,000
GP 2	Ex-Mumbai	0.8mm, 120 GSM	47,500	0	NA
Silico Manganese 2	Ex-Raipur	60-14	59,500	0	- 5,938
Ferro Manganese 2	Ex-Raipur	HC 70%	65,000	0	NA
Ferro Chrome 2	Ex-Jajpur	HC 60%	64,750	- 1,250	+ 1,750
Manganese Ore 2	Ex Balaghat, MOIL	Lumps, Mn 37%, Fe 7.5%	15,666	NA	- 1,740
Chrome Ore 2	Ex-Odisha OMC, E-auction	Lumps, Friable 48-50%	8,407	NA	+ 1,882

*Basic Price GST @ 18% extra
1-Daily Assessment, 2-Weekly Assessment, 3-Monthly Assessment, W-O-W -> Week On Week, M-O-M -> Month On Month

- » India: Karnataka manganese ore auctions receives meager response
- » Dull domestic market and declining export prices lowers PELLEX further
- » India: Imported scrap offers fall; buyers turn cautious
- » India: Ferro-silicon prices slipped owing to availability of cheaper imported material
- » Indian steel market update- 19 June'20

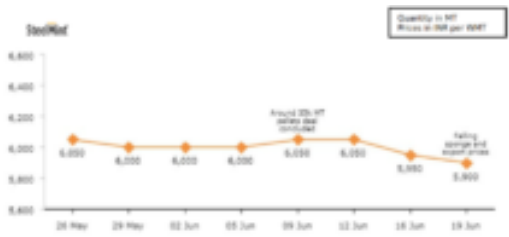




India: Karnataka manganese ore auctions receives meager response

State-owned, MSTC-Karnataka, conducted the e-auction for Manganese Ore on behalf of Sandur Mines (SMIORE) on 16th Jun 2020. The auction has received a meager response, as only 13,608t ...

ON: 2020-06-19 By: Category: Ferro Alloy



Dull domestic market and declining export prices lowers PELLEX further

PELLEX moved down marginally by INR 50/MT to INR 5,900/wmt (DAP Raipur) amid dull buying interest due to plunge in sponge prices. Also, another factor that has kept domestic offers und...

ON: 2020-06-19 By: Category: Iron Ore



India: Imported scrap offers fall; buyers turn cautious

Imported scrap offers to India moved down this week, on account of both, slight downtrend in international scrap market as well as recent fall in domestic billet prices and finished st...

ON: 2020-06-19 By: Category: Ferrous scrap



India: Ferro-silicon prices slipped owing to availability of cheaper imported material

Indian ferro-silicon prices slipped by up to INR 3,000/t w-o-w, owing to lacklustre stainless-steel market. Meanwhile, low cost imported ferro-silicon is available at the Indian ports....

ON: 2020-06-19 By: Category: Ferro Alloy



Indian steel market update- 19 June'20

Indian steel prices fell further due to falling trades. As per daily assessment rebar prices dropped upto INR 1,000/t, billet by INR 100-500/t, while sponge iron by INR 100-300/t in ma...

ON: 2020-06-19 By: Category: Semi Finished



Indian sponge iron prices plunge to three-year low on improved supply

Sponge iron prices assessed by SteelMint have fallen to a three-year low on the back of ample supply and sluggish demand. Sponge P-DRI prices in Raipur have fallen by INR 1,000 (\$14)/t...

ON: 2020-06-19 By: Category: Scrap & Metallics

[more news](#)

Iron Ore

PARTICULAR/DELIVERY	SIZE/GRADE	DELIVERY	PRICE	MIN	MAX	W-O-W	M-O-M	3M-O-M
Indian prices (in INR/MT)			As on Week 25 (15 Jun - 21 Jun)					
NMDC	0 -10 mm, Fe 64%	F.O.R Siding	1,960	1,960	1,960	- 400	- 400	- 950
NMDC	6-40 mm, Fe 65.5%	F.O.R Siding	2,250	2,250	2,250	- 400	- 400	- 950
Fines, Karnataka e-auction	0 -5 mm, Fe 60%	Ex-Mines	1,400	1,400	1,400	- 450	- 450	- 720
Lumps, Karnataka e-auction	10-20mm, Fe 63%	Ex-Mines	2,500	2,500	2,500	- 150	- 150	- 970
Odisha Iron Ore Index	5-18 mm, Fe 63%, DR Grade	Ex-mines	3,450	3,400	3,500	0	- 50	NA
Odisha Iron Ore Index	0-10 mm, Fe 63%	Ex-mines	1,900	1,800	200	0	0	NA
Odisha Iron Ore Index	10-30mm, Fe 63%, BF Grade	Ex-mines	3,000	2,900	3,200	0	0	NA

Prices last updated on: 2020-06-19,Odisha index prices are ex-mines & inclusive of Royalty, DMF & NMET; NMDC Royalty, DMF & other taxes extra, Karnataka Prices in INR/MT, Royalty@15%

Global prices (in USD/MT)			As on 20 Jun 2020					
CNF China	Fines, Fe 61.5% (Australia Origin), Australia	-	\$99	NA	NA	0	+ 6	+ 17
CNF India	Lumps, Fe 64% (South Africa origin), South Africa	-	\$112.5	\$110	\$115	0	+ 9.5	+ 5

Prices last updated on: 2020-06-19 11:16:28,Prices on DMT basis (Daily Assessment) , India- Single Port Loading , FOB prices including demurrage , June to November: Moisture@ 10% , December to May: Moisture@ 8% , Or, actual moisture as per cargo certificate submitted by shipper to be adjusted

Pellets

Indian prices (in INR/MT)			As on Week 25 (15 Jun - 21 Jun)					
Ex-Barbil	6-20 mm, Fe 64/63%	FOR Siding	5,450	5,400	5,500	0	0	NA
Ex-Durgapur	6-20 mm, Fe 63%	Ex-Works	5,900	5,800	6,000	- 100	+ 400	NA
Ex-Raipur	6-20 mm, Fe 64/63%	Ex-Works	6,000	6,000	6,000	0	+ 100	NA
Ex-Bellary	6-20 mm, Fe 63%	Ex-Works	5,850	5,700	6,000	0	- 350	NA

Prices last updated on: 2020-06-19,Weekly Assessment, GST @ 5% extra., Barbil and Kandla - Prices Loaded to Wagons

Global prices (in USD/MT)			As on Week 25 (15 Jun - 21 Jun)					
CNF China	6-20 mm, Fe 64% (India Origin), India	-	\$112	\$111	\$113	- 2	0	- 1
	6-20 mm, Fe 65% (Brazil Origin), Brazil	-	\$126	NA	NA	0	+ 5	+ 1.5
FOB India	6-20 mm, Fe 64%	-	\$100	\$99	\$101	- 3	- 2.5	- 2

Prices last updated on: 2020-06-19,

Coal

Global prices (in USD/MT)			As on Week 25 (15 Jun - 21 Jun)					
FOB Australia	Premium HCC	-	\$109	NA	NA	- 0.38	- 8	- 48.25

Prices last updated on: ,

Scrap

Indian prices (in INR/MT)			As on 20 Jun 2020					
Ex-Alang	HMS(80:20)	Ex-Yard	21,500	21,400	21,600	+ 200	- 900	- 1,100
Ex-Mumbai	HMS(80:20)	DAP	19,500	19,400	19,700	- 100	NA	- 3,000
Ex-Chennai	HMS(80:20)	DAP	21,000	20,800	21,200	0	- 100	- 800
Ex-Alang	HMS(80:20), Ship Breaking	Ex-Yard	21,500	21,400	21,600	+ 200	- 900	- 1,100

Prices last updated on: 2020-06-19 11:07:25,Daily Assessment , Basic Price GST @ 18% extra,

Global prices (in USD/MT)			As on Week 25 (15 Jun - 21 Jun)					
CNF India	HMS 1&2(80:20) (Containers, Europe Origin), Europe	-	\$255	\$253	\$259	- 10	+ 8	- 10
	Shredded (Containers, Europe Origin), Europe	-	\$284	\$280	\$286	- 5	+ 10	+ 42
CNF Turkey	HMS 1&2(80:20) (Bulk, US Origin), USA	-	\$267	\$265	\$269	0	+ 13	+ 38.5

Prices last updated on: 2020-06-19,Weekly Assessment

Note:- W-O-W -> Week On Week, M-O-M -> Month On Month

Sponge

REGION	PARTICULAR	SPONGE IRON (C-DRI)				PELLET SPONGE (P-DRI)			
		PRICE	CHANGE	W-O-W	M-O-M	PRICE	CHANGE	W-O-W	M-O-M
Indian prices (in INR/MT)						As on 19 Jun 2020			
East India	Durgapur	16,250	- 200	- 600	- 850	15,300	- 150	- 650	- 800
East India	Rourkela	15,400	- 100	- 900	- 350	-	-	-	-
Central India	Raigarh	15,400	- 100	- 1,100	- 600	14,450	- 50	- 1,050	- 550
Central India	Raipur	15,800	- 100	- 600	- 700	14,800	- 100	- 900	- 600
South India	Bellary	15,200	- 300	- 600	- 900	14,800	- 200	- 550	- 1,400
South India	Hyderabad	-	-	-	-	15,500	- 200	- 500	- 1,350

All prices are basic, GST extra.

Scrap

PARTICULAR/DELIVERY	SIZE/GRADE	DELIVERY	PRICE	MIN	MAX	W-O-W	M-O-M	3M-O-M
Indian prices (in INR/MT)			As on 20 Jun 2020					
Ex-Mandi	HMS(80:20), Old Scrap	DAP	20,300	20,100	20,400	- 300	- 600	- 500
Ex-Durgapur	HMS(80:20)	DAP	22,500	22,300	22,700	- 400	- 500	+ 500
Ex-Raipur	HMS(80:20)	DAP	22,000	21,900	22,200	- 300	0	0
Ex-Raipur	End Cutting	DAP	23,000	22,900	23,200	- 300	0	0
Ex-Ahmedabad	HMS(80:20)	DAP	20,700	20,700	21,000	- 100	NA	- 1,400
Ex-Mumbai	HMS(80:20)	DAP	19,500	19,400	19,700	- 100	NA	- 3,000
Ex-Chennai	HMS(80:20)	DAP	21,000	20,800	21,200	0	- 100	- 800
Ex-Hyderabad	HMS, Commercial Grade	DAP	17,300	17,100	17,400	- 200	- 2,300	- 1,200

Prices last updated on: 2020-06-19 16:41:54,Daily Assessment , Basic Price GST @ 18% extra,

Pig Iron

Indian prices (in INR/MT)			As on 20 Jun 2020					
Ex-Ludhiana	Steel Grade	Ex-Works	26,400	26,300	26,500	- 100	- 600	- 2,000
Ex-Durgapur	Steel Grade	Ex-Works	23,700	23,500	24,000	- 100	0	- 1,100
Ex-Rourkela	Steel Grade	Ex-Works	23,300	23,200	23,400	0	+ 1,200	NA
Ex-Raigarh	Steel Grade	Ex-Works	23,800	23,700	24,000	- 100	+ 700	- 1,800
Ex-Raipur	Steel Grade	Ex-Works	24,100	24,000	24,200	- 100	+ 1,100	- 2,400
Ex-Hyderabad	Steel Grade	Ex-Works	25,200	25,000	25,300	- 100	NA	- 1,300
Ex-Ludhiana	Foundry Grade	Ex-Works	29,100	29,000	29,200	0	- 1,000	- 1,300
Ex-Durgapur	Foundry Grade	Ex-Works	28,200	28,000	28,300	0	NA	NA

Prices last updated on: 2020-06-19 15:53:56,Indian pig iron price assessment frequency has been increased from weekly to daily basis.

Sponge Iron (C-DRI) -78-80 FeM (Recovery 85%)

Scrap - HMS, Mixed (Recovery 94%)

Pig Iron - Steel Grade, 0.5 -1.4% Silicon

Take Business Decisions on Facts not only on Guts !

SteelMint

Steeling is Basic

SteelMint

Steeling is Basic

NEWS

Latest news, analysis & trends from global steel market

PRICES

Prices of more than 200 steel & related commodities

TENDER

Live tenders from around the globe. Result tracking and more

PLANTBEE

Buy, Sell, Rent used plants & machinery

EVENTS

A place for knowledge, innovation & networking

STEELMINT APP

For reliable Steel industry intelligence and data

FOR TRIAL

Give A Missed Call on 07961730330

or SCAN QR CODE

or VISIT www.steelmint.com/mobile

Steel Industry Intelligence acknowledged by leaders

Indepth • Credible • Independent

Web: www.steelmint.com | Email: info@steelmint.com | Mob: +91 97700 56666

Copyright@ 2009-2020

www.steelmint.com

info@steelmint.com

+91 9770056666

6

Ingot/Billet

REGION	PARTICULAR	INGOT			BILLET			REBAR		
		PRICE	CHANGE	M-O-M	PRICE	CHANGE	M-O-M	PRICE	CHANGE	M-O-M
Indian prices (in INR/MT)					As on 19 Jun 2020					
North India	Ghaziabad	29,200	- 400	NA	-	-	-	-	-	-
	Mandi Gobindgarh	30,150	- 350	- 550	30,200	- 350	- 600	35,700	- 300	- 300
	Muzaffarnagar	29,200	- 300	- 600	-	-	-	33,900	- 400	- 900
East India	Durgapur	26,750	- 300	- 100	27,200	- 250	- 150	31,800	- 400	- 1,200
	Rourkela	26,400	- 200	- 450	26,800	0	- 500	32,000	- 300	- 2,300
Central India	Raigarh	26,500	- 400	- 500	26,750	- 350	- 750	31,300	- 500	- 2,900
	Raipur	27,000	- 200	- 550	27,300	- 200	- 600	31,600	- 500	- 2,900
West India	Ahmedabad	28,100	- 200	- 500	28,200	- 200	- 600	33,700	- 1,000	- 1,900
	Goa	28,200	0	- 500	28,500	0	- 500	33,000	- 300	- 3,300
	Jaipur	29,100	- 250	- 300	-	-	-	-	-	-
	Mumbai	26,800	0	NA	27,100	0	NA	32,400	0	- 1,800
South India	Hyderabad	27,200	0	- 1,800	27,500	0	- 1,700	32,300	- 200	- 2,700
	Chennai	-	-	-	29,500	0	- 1,400	35,600	+ 100	- 1,100
	Bangalore	-	-	-	-	-	-	34,300	0	- 1,700

All prices are basic, GST @ 18% extra.

Rebar (Medium & Small Scale Producers)

PARTICULAR/DELIVERY	SIZE/GRADE	DELIVERY	PRICE	MIN	MAX	PRICE @ 18% GST	W-O-W	M-O-M	3M-O-M
Indian prices (in INR/MT)			As on 20 Jun 2020						
Ex-Mandi Gobindgarh	12-25mm	Ex-Works	35,700	35,500	35,900	42,100	- 300	- 300	+ 1,300
Ex-Muzaffarnagar	12-25mm	Ex-Works	33,900	33,700	34,000	40,000	- 400	- 900	+ 2,300
Ex-Durgapur	12-25mm	Ex-Works	31,800	31,600	32,000	37,500	- 400	- 1,200	+ 1,200
Ex-Rourkela	12-25mm	Ex-Works	32,000	31,800	32,100	37,800	- 300	- 2,300	+ 1,100
Ex-Raigarh	12-25mm	Ex-Works	31,300	31,100	31,400	36,900	- 500	- 2,900	+ 800
Ex-Raipur	12-25mm	Ex-Works	31,600	31,500	31,800	37,300	- 500	- 2,900	+ 700
Ex-Ahmedabad	12-25mm	Ex-Works	33,700	33,500	33,900	39,800	- 1,000	- 1,900	- 600
Ex-Goa	12-25mm	Ex-Works	33,000	32,800	33,200	38,900	- 300	- 3,300	- 1,100
Ex-Mumbai	12-25mm	Ex-Works	32,400	32,200	32,500	38,200	0	- 1,800	- 1,000
Ex-Bangalore	12-25mm	Ex-Works	34,300	34,100	34,500	40,500	0	- 1,700	+ 700
Ex-Chennai	12-25mm	Ex-Works	35,600	35,400	35,800	42,000	+ 100	- 1,100	+ 900
Ex-Hyderabad	12-25mm	Ex-Works	32,300	32,100	32,400	38,100	- 200	- 2,700	- 200

Prices last updated on: 2020-06-19 16:41:06,Daily Assessment, Induction Grade, Grade-500 Fe, Basic Price GST @ 18% extra ,

Structure (Medium & Small Scale Producers)

REGION/ZONE	PARTICULAR	40 ANGLE	CHANGE	M-O-M	75 CHANNEL	CHANGE	M-O-M	200 BEAM	CHANGE	M-O-M
Indian prices (in INR/MT)					As on 20 Jun 2020					
North India	Ghaziabad	-	-	-	-	-	-	35,800	0	+ 200
East India	Durgapur	31,600	- 200	- 100	34,100	- 200	- 100	33,100	- 200	- 100
Central India	Raipur	-	-	-	31,500	- 100	- 500	31,600	0	- 900
West India	Ahmedabad	33,400	0	- 400	33,400	0	- 400	34,400	0	- 400
West India	Mumbai	34,600	- 500	- 400	35,400	- 500	- 400	35,800	- 500	- 400
South India	Hyderabad	33,700	- 500	- 700	33,300	- 500	- 700	-	-	-

Indian Structure price assessment frequency has been increased from weekly to daily basis, All prices are basic,Commercial Grade, Basic Price GST @ 18% extra

Ingot - 3.5"*4.5", Commercial Grade	Billet - 100*100, 125*125, S+P> 0.1 % ,	Re-bar - 12mm, Fe 500 Grade Structure - Commercial Grade, 40x40 Angle
-------------------------------------	---	--

Note:- W-O-W -> Week On Week, M-O-M -> Month On Month

Wire Rod

PARTICULAR	SIZE/GRADE	RAIPUR	CHANGE	W-O-W	DURGAPUR	CHANGE	W-O-W
Indian prices (in INR/MT)				As on date 19-Jun-2020			
5.5 mm, Wire Rod, Induction grade		30,500	0	- 1,600	31,600	- 400	- 1,400
12 Gauge HB Wire, Induction grade		33,600	0	- 1,300	-	-	-
12 Gauge, HB Wire, Induction grade		-	-	-	34,100	- 500	- 1,900
20 Gauge, Binding Wire, Induction grade		39,500	- 200	- 1,500	41,600	- 400	- 1,400
12 Gauge, GI Wire, Induction grade		41,400	- 100	- 1,400	42,700	- 300	NA
12*12 Gauge, Barbed Wire, Induction grade		44,600	- 100	- 1,500	48,000	- 300	- 1,500

Weekly Assessment,Commercial Grade, Basic Price GST @ 18% extra

Finished Flat

REGION	PARTICULAR	HRC				CRC			
		PRICE	CHANGE	W-O-W	M-O-M	PRICE	CHANGE	W-O-W	M-O-M
Indian prices (in INR/MT)						As on 19 Jun 2020			
North India	Delhi	36,150	- 350	- 350	- 1,100	41,000	- 1,250	- 1,250	- 2,350
North India	Ludhiana	36,800	0	0	- 450	41,750	0	0	- 750
East India	Kolkata	34,750	0	0	- 1,375	41,250	0	0	- 875
West India	Ahmedabad	36,800	- 325	- 325	- 1,000	42,750	- 250	- 250	- 1,500
West India	Mumbai	35,750	- 250	- 250	- 1,375	41,500	- 500	- 500	- 1,500
South India	Chennai	37,750	0	0	- 1,000	42,000	- 250	- 250	- 1,750
South India	Hyderabad	38,250	0	0	- 750	42,250	0	0	- 750

All prices are basic, GST @ 18% extra.

Ferro Alloys

PARTICULAR/DELIVERY	SIZE/GRADE	DELIVERY	PRICE	MIN	MAX	W-O-W	M-O-M	3M-O-M
SILICO MANGANESE	25-150 mm, 60-14	Ex-Durgapur	60,000	NA	NA	0	- 4,750	+ 1,000
	60-14	Ex-Raipur	59,500	NA	NA	0	- 5,938	+ 1,375
FERRO SILICON	HC 70%	Ex-Guwahati	77,500	77,000	78,000	- 2,500	- 6,750	- 9,500
FERRO MANGANESE	HC 70%	Ex-Durgapur	63,000	NA	NA	0	NA	+ 1,000
FERRO CHROME	HC 60%	Ex-Jajpur	64,750	64,500	65,000	- 1,250	+ 1,750	+ 6,750
CHROME ORE	Friable 54%+	Ex-Jajpur (OMC-eAuction)	9,804	NA	NA	NA	+ 1,532	+ 1,469

Prices last updated on: 2020-06-09,OMC E-Auction Prices Including Royalty

FERRO CHROME	10-150mm, HC 60% (cents/lb), India	CNF China	ø68/lb	NA	NA	- 3	+ 1	+ 6
FERRO MANGANESE	HC 75%	FOB India	\$900	NA	NA	0	NA	- 5
SILICO MANGANESE	65-16	FOB India	\$900	NA	NA	0	- 90	- 45

Prices last updated on: 2020-06-15,Weekly Assessment

Note:- W-O-W -> Week On Week, M-O-M -> Month On Month

Global Prices

China

COMMODITY	PARTICULAR	GRADE/SIZE	PRICE	CHANGE	W-O-W	M-O-M	3M-O-M
Export							
Billet	FOB China	125*125, BF Grade	\$407	- 0.5	- 0.5	+ 8.67	+ 27.5
TMT (Re-Bar)	FOB China	Commerical	\$460	0	- 4	+ 10	+ 15
Wire Rod	FOB China	5.5mm	\$457	- 5	+ 2.5	+ 24.5	+ 5
HRC	FOB China	2.5mm	\$445	+ 7	+ 7	+ 17	+ 18
CRC	FOB China	0.90 mm	\$493	- 2	- 2	+ 40	+ 8

Import

Iron Ore	CNF China	Lumps Fe 64/63%, South Africa	\$106	- 1	- 2	+ 2	+ 1
Iron Ore	CNF China	Fines Fe 62%, Australia	\$103	0	- 2	+ 6	+ 17
Pellets	CNF China	6-20mm, BF Grade	\$126	0	+ 4.5	+ 5	+ 1.5
Coking Coal	CNF China	Premium HCC, Australia	\$120	+ 0.25	0	- 6.38	- 48.38
Mill Scale	CNF China	70/68%	NA	NA	NA	NA	NA
FeCr	CNF China	HC 60%	ø68/lb	- 3	- 3	+ 1	+ 6
Mn Ore	CNF China	Mn 46% Lumps, Australia	\$5.85/dmtu	- 0.25	0	- 1	+ 1.15
Mn Ore	CNF China	Mn 38%, South Africa	\$5/dmtu	- 0.35	0	- 1.68	+ 0.95

CIS Nations

COMMODITY	PARTICULAR	GRADE/SIZE	PRICE	CHANGE	W-O-W	M-O-M	3M-O-M
Export							
Billet	FOB Black Sea	125*125, BF Grade	\$370	+ 3.5	+ 3.5	+ 22	+ 25
Slabs	FOB Black Sea	Commercial	\$373	+ 18	+ 18	+ 33	- 11
Pig Iron	FOB Black Sea	Steel Grade	\$310	+ 3	+ 3	+ 17	0
TMT (Re-Bar)	FOB Black Sea	Commercial	\$410	0	+ 21.5	+ 33	0
HRC	FOB Black Sea	2.5mm	\$408	+ 38	+ 38	+ 53	- 32
CRC	FOB Black Sea	0.90mm	\$463	0	0	+ 5	- 62

Japan/Korea

COMMODITY	PARTICULAR	GRADE/SIZE	PRICE	CHANGE	W-O-W	M-O-M	3M-O-M
Export							
HRC	FOB Korea	2.5mm	\$440	+ 5	+ 5	+ 32	- 5
Import							
FeCr	CNF Japan	HC 60%	ø71/lb	- 2	- 2	+ 1	+ 5

Note:- W-O-W -> Week On Week, M-O-M -> Month On Month, All prices are weekly assessment, Iron Ore are daily assessment

India

COMMODITY	PARTICULAR	GRADE/SIZE	PRICE	CHANGE	W-O-W	M-O-M	3M-O-M
-----------	------------	------------	-------	--------	-------	-------	--------

Export

Iron Ore	FOB India	Fines, Fe 58/57%	NA	NA	NA	NA	NA
Mill Scale	FOB India	70/68%	NA	NA	NA	NA	NA
Billet	FOB India	95*95mm	\$388	0	0	+ 8.33	+ 7.5
Billet	FOB India	150*150mm	\$383	0	0	+ 8.33	+ 7.5
Pig Iron	FOB India	Steel Grade	\$303	0	0	+ 10	- 17
HRC	FOB India	2.5mm	\$440	+ 10	+ 10	+ 20	+ 20
CRC	FOB India	0.9mm	\$465	0	0	+ 12	- 30
SiMn	FOB India	60/14%	\$790	- 30	- 30	- 80	- 50
FeMn	FOB India	HC 75%	\$900	0	0	NA	- 5
FeSi	FOB Bhutan	70-75%	\$1,100	0	0	- 100	- 200

Import

Iron Ore	CNF India	Lumps Fe 64%, South Africa	\$112.5	0	0	+ 9.5	+ 5
Scrap	CNF India	HMS 1&2 ,Middle East	\$240	NA	NA	NA	- 33
Scrap	CNF India	Shredded, Europe	\$284	- 5	- 3.5	+ 10	+ 42
Coking Coal	CNF India	Premium HCC, Australia	\$119.4	- 0.32	0	- 6.62	- 46.68
Non-Coking Coal	CNF India	RB2 5500 NAR, South Africa	NA	NA	NA	NA	NA
Met Coke	CNF India	62%, China	NA	NA	NA	NA	NA
Pellets	CNF India	6-20mm, BF Grade	NA	NA	NA	NA	NA
Wire Rod	CNF India	5.5mm, China	\$445	+ 5	+ 11.5	+ 25	- 5
HRC	CNF India	2.5mm, China	\$460	- 3	- 3	+ 7	+ 7
HRC	CNF India	2.5mm, Korea	\$465	+ 10	+ 10	+ 60	- 38
CRC	CNF India	0.90mm, China	\$518	- 2	- 2	+ 40	+ 8
HR Plate	CNF India	A 36	NA	NA	NA	NA	NA
Mn Ore	CNF India	Mn 38%, South Africa	\$5/dmtu	- 0.35	0	- 1.68	+ 0.95

Europe & US

COMMODITY	PARTICULAR	GRADE/SIZE	PRICE	CHANGE	W-O-W	M-O-M	3M-O-M
-----------	------------	------------	-------	--------	-------	-------	--------

Export

Pig Iron	FOB Brazil	Steel Grade	\$295	0	0	+ 5	- 22
----------	------------	-------------	-------	---	---	-----	------

Import

Scrap	CFR Turkey	HMS (80:20), US	\$267	0	+ 2.5	+ 13	+ 38.5
HRC	CIF Europe	2.5mm	\$485	+ 7	+ 7	+ 17	+ 17

Middle East & Africa

COMMODITY	PARTICULAR	GRADE/SIZE	PRICE	CHANGE	W-O-W	M-O-M	3M-O-M
-----------	------------	------------	-------	--------	-------	-------	--------










































Export

Iron Ore	FoB South Africa	Lumps, Fe 64/63%	NA	NA	NA	NA	NA
Non Coking Coal	FoB South Africa	RB2 5500 NAR	NA	NA	NA	NA	NA

Import

Billet	CNF Dubai	125*125, China	NA	NA	NA	NA	NA
HRC	CNF Dubai	2.5mm, China	\$405	0	0	+ 35	- 73

Note:- W-O-W -> Week On Week, M-O-M -> Month On Month, All prices are weekly assessment, Iron Ore are daily assessment

Live Tenders						
Company	Type	Grade	Quantity	Expiry Date	Location	View
Billet/ingot/slab						
RINL	Sell	150x150	30,000 MT	22 Jun, 2020	 Vishakhapatnam, Andhra Pradesh, India	
Coking						
RINL	Buy	Low Ash Coking Coal	4 MnT	30 Oct, 2020	 Visakhapatnam, Andhra Pradesh, India	
MMTC	Sell	0-50mm	3,600 MT	24 Jun, 2020		
SAIL	Sell	BF-Coke	10,000 MT	24 Jun, 2020	 Bokaro, Jharkhand, India	
RINL	Buy	Anthracite coal	5,000 MT	03 Jul, 2020	 Vishakhapatnam, Andhra Pradesh, India	
BCCL	Sell	Coking coal	100,000 MT	26 Jun, 2020	 Dhanbad, Jharkhand, India	
Ferro Manganese						
MOIL Limited	Sell	70-72%	8,750 MT	25 Jun, 2020	 Nagpur, Maharashtra, India	
Fines/lumps						
SAIL	Sell	Kiriburu Iron Ore Fines Size: [-10 mm] Fe:62% (Indicative)	200,000 MT	14 Jul, 2020	 Kolkata, West Bengal, India	
SAIL	Sell	Meghahatuburu Iron Ore Fines Size: [-10 mm] Fe:62% (Indicati	300,000 MT	08 Jul, 2020	 Kolkata, West Bengal, India	
SAIL	Sell	Gua Iron Ore Fines (From old dump) Size: [-10 mm] Fe:60% (In	500,000 MT	30 Jun, 2020	 Kolkata, West Bengal, India	
SAIL	Sell	Iron Ore Rajhara Mine	28,000 MT	22 Jun, 2020	 Bhilai, Chattisgarh, India	
SAIL	Sell	(Dump fines) Size: [-]10 mm Fe:59%	200,000 MT	10 Jul, 2020	 Kolkata, West Bengal, India	
SAIL	Sell	Dalli Fines Size:[-10 mm] Fe:62.96%	28,000 MT	04 Jul, 2020	 Bhilai, Chattisgarh, India	
SAIL	Sell	Off grade	1,000 MT	22 Jun, 2020	 Kolkata, West Bengal, India	
MSTC	Sell	Lumps & fines	460,000 MT	24 Jun, 2020	 Bangalore, Karnataka, India	
Melting Scrap						
NALCO	Sell	Melting	300 MT	26 Jun, 2020	 Angul, Odisha, India	
NALCO	Sell	Cathode Bar	900 MT	25 Jun, 2020	 Angul, Odisha, India	
SAIL	Sell	Melting	1,087 MT	24 Jun, 2020	 Bhadravathi, Karnataka, India	
Met Coke						
IDCOL	Buy	10-30mm	500 MT	20 Jun, 2020	 Bhubaneswar, Odisha, India	
Non Coking						
SCCL	Sell	G-6 to 11	204,000 MT	23 Jun, 2020	 Kothagudem, Andhra Pradesh, India	
JSMDC	Sell	ROM & Hard coal	40,000 MT	22 Jun, 2020	 Ranchi, Jharkhand, India	
Pig Iron						
SAIL	Sell	Steel grade	4,000 MT	20 Jun, 2020	 Rourkela, Odisha, India	
SAIL	Sell	Mixed Prime	3,000 MT	24 Jun, 2020	 Bhilai, Chattisgarh, India	
SAIL	Sell	OG grade	8,550 MT	24 Jun, 2020	 Bokaro, Jharkhand, India	
Silico Manganese						
RINL	Buy	Silico Manganese	102,000 MT	30 Jun, 2020	 Visakhapatnam, Andhra Pradesh, India	

[View All](#)



Some of
our Precious
Clients

.....and we are trying harder

REPORTS

Daily Steel Report
Ironore Insight
Coal Review
Scrap Insight
Semi Finished And Finished
Long
Finished Flat
Ferro Alloys Insight

SERVICES

Steel Prices
Steel News
Archive Data
Tenders
Expert Comments

Market Tracker
Statistics
Logistics
Events
Plant & Machinery For sale
Global Steel Prices

SUBSCRIPTION/ TRIALS

www.steelmint.com
Ph: +919770056666
Email: info@steelmint.com

Bank Account Details
HDFC Bank, Raipur
Account Number - 01522560009922
IFSC Code - HDFC0000152

IDBI Bank, Raipur
Account Number - 0049102000048888
IFSC Code - IBKL0000851

OFFICES

SteelMint, Raipur
301, Jeevan Parisar
Rajeev Nagar, Raipur(C.G) - 492007
Telefax: +91-9770056666

SteelMint, Kolkata
Block A-11, 4th Floor,
FMC Fortuna Building,
234/ 3A AJC Bose Road
Kolkata -700020
Telefax: +91-7044070530

Disclaimer: SteelMint has taken due care and caution in compilation of content for its web site. Information is just for reference not intended for trading purpose or to address your particular requirement. The content includes facts, views, and opinions are of individuals and not that of the website or its management. We and our content licensors are not giving investment advice, tax advice, legal advice, or other professional advice. We and our content licensors do not guarantee or warrant the accuracy, completeness or timeliness of, or otherwise endorse these views, and opinions.

Users/Visitors have to make their own decisions based on their own independent enquiries, appraisals, judgement, wisdom and risks. SteelMint and its affiliates, or their employees, directors or agents shall not be liable or responsible for any loss or costs or any action whatsoever arising out of use or relying on the spot prices disseminated.

For details view [terms and condition](#).