

**TAKE  
BUSINESS  
DECISION  
ON FACTS  
NOT ONLY  
ON GUTS**



## Bangladeshi bulk scrap import market resumes activity; prices fall

Bulk bookings from the USA and Japan were reported at decreased prices. Major steelmakers of Bangladesh have booked a few bulk cargoes of imported scrap recently, at favourable price levels, with bulk market in the country now regaining activity after more than several weeks of covid-19 induced slowdown, as buyers look

to secure more material for their August inventory, keeping in mind the gradual scaling up of production levels at their mills. \* In a latest booking, a prominent steelmaker from Chittagong has booked a 37,000 t of bulk cargo from a US West Coast based recycler, consisting of 24,000 t of Shredded scrap at \$ 280/t

[Continued](#)

### Snap Shot - Global Prices (USD/MT)

COMMODITY	PARTICULAR	SIZE, GRADE	PRICE	CHANGE	M-O-M
Iron Ore Fines <sup>1</sup>	China Imports	Fines, Fe 61.5%	\$99	0	+ 6
Iron Ore Lumps <sup>1</sup>	Indian Imports	Lumps, Fe 64%	\$112.5	0	+ 9.5
Pellets ( Brazil ) <sup>2</sup>	China Imports	6-20 mm, Fe 65%	\$126	0	+ 5
Pellets ( India ) <sup>2</sup>	China Imports	6-20 mm, Fe 64%	\$112	- 2	0
Coking <sup>2</sup>	Australia Exports	Premium HCC	\$109	- 0.38	- 8
Met Coke <sup>2</sup>	India Imports	64% CSR	\$284	+ 2	+ 5.5
Non Coking <sup>2</sup>	India Imports	RB2	\$53	0	- 5
Scrap <sup>2</sup>	India Imports	Shredded	\$284	- 5	+ 10
Scrap <sup>2</sup>	Turkey Imports	HMS 1&2	\$267	0	+ 13
Scrap <sup>2</sup>	Pakistan Imports	Shredded	\$285	- 7	+ 9
Scrap <sup>2</sup>	Bangladesh Imports	Shredded	\$300	0	+ 12
Scrap ( Ship Breaking ) <sup>2</sup>	India Imports	Containers	\$305	- 10	- 25
Billet <sup>2</sup>	India Exports	150*150, 3SP/4SP	\$383	0	+ 8.33
Billet <sup>2</sup>	China Exports	150*150, Q235	\$407	0	+ 8.67
Billet <sup>2</sup>	Russia Exports	130*130, 3SP	\$373	+ 3	+ 25
Billet <sup>2</sup>	Iran Exports	130*130, 3SP	\$373	- 2	+ 22.67
Sponge Iron <sup>2</sup>	India Exports	Lumps, FeM 80	\$258	- 2	- 12
Pig Iron <sup>2</sup>	India Exports	Steel Grade	\$303	0	- 2
Pig Iron <sup>2</sup>	Russia Exports	Steel Grade	\$313	+ 3	+ 18
HRC <sup>2</sup>	China Exports	3-12mm, SS400	\$445	+ 7	+ 17
HRC <sup>2</sup>	India Exports	2.5 mm, SAE1006	\$440	+ 10	+ 20
HRC <sup>2</sup>	South Korea Exports	1.6-2.5mm, SAE 1006	\$440	+ 5	+ 32
HRC ( China ) <sup>2</sup>	Vietnam Imports	2-3mm, SAE 1006	\$455	+ 7	+ 30
CRC <sup>2</sup>	India Exports	0.9 mm, IS 513 Gr.O	\$465	0	+ 12
CRC <sup>2</sup>	China Exports	0.90mm, SPCC	\$493	- 2	+ 40
HR Plate <sup>2</sup>	China Exports	5-10mm, SS 400	\$478	+ 3	+ 18
GP <sup>2</sup>	China Exports	DX51D+z80, Width 1,000-1,500 mm, thickness 0.5-2mm	\$545	- 3	+ 32
Silico Manganese <sup>2</sup>	India Exports	65-16	\$920	+ 20	- 35
Ferro Chrome <sup>2</sup>	China Import	10-150mm, HC 60%	ø68/lb	- 3	+ 1
Manganese Ore <sup>2</sup>	India Imports	Lumps, Mn 37%	\$4.85/dmtu	- 0.15	- 1.6
Ferro Manganese <sup>2</sup>	India Exports	HC 75%	\$900	0	- 50
Ferro Silicon <sup>2</sup>	Bhutan Exports	70%	\$1,100	0	- 100

1-Daily Assessment, 2-Weekly Assessment, 3-Monthly Assessment, W-O-W -> Week On Week, M-O-M -> Month On Month

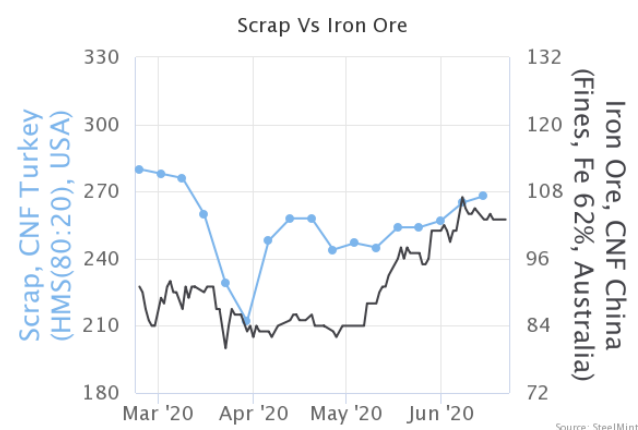
» Iran: Steel exports of major mills fall by 61% y-o-y

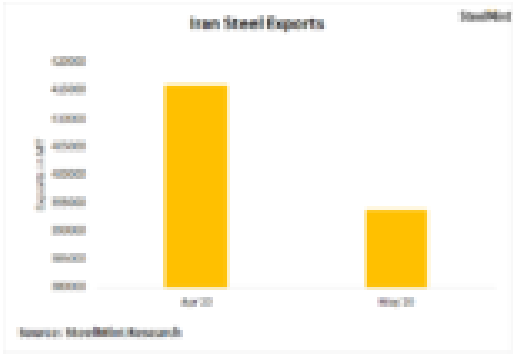
» Steel output of Iranian mills up by 1.45% y-o-y

» SE Asia: Imported scrap market exhibits mix trends

» China imports more steel on robust domestic demand

» Bangladeshi bulk scrap import market resumes activity; prices fall

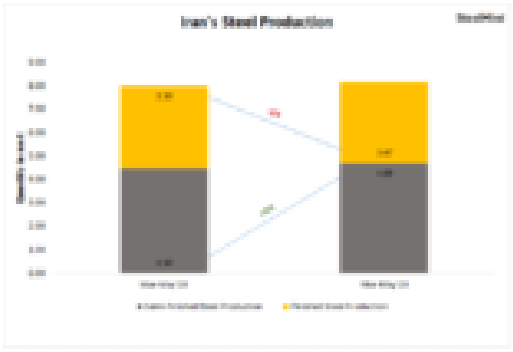




Iran: Steel exports of major mills fall by 61% y-o-y

The steel exports of Iranian major steel producers, during the first two months of the current Iranian year (20 Mar'20- 20 May'20) stood at 404,644 t, registering a y-o-y decline of 61...

ON: 2020-06-22 By: Category: Semi Finished



Steel output of Iranian mills up by 1.45% y-o-y

During the first two months of the current Iranian year (20 Mar'20- 20 May'20), steel production of major Iranian mills has registered a y-o-y increase of 1.45% to reach 8.17 mn t, Ira...

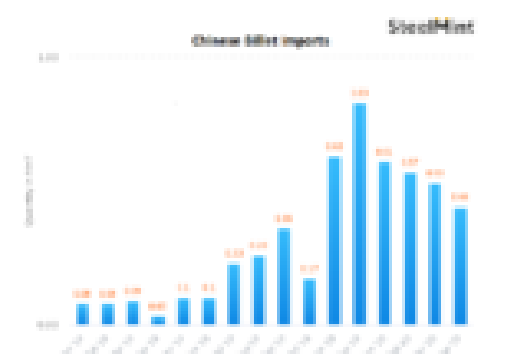
ON: 2020-06-22 By: Category: Semi Finished



SE Asia: Imported scrap market exhibits mix trends

Imported scrap market in South East Asia showed mixed trends last week. On one hand, Vietnam witnessed trades getting slower and offers moving down, while on the other hand, Indonesia ...

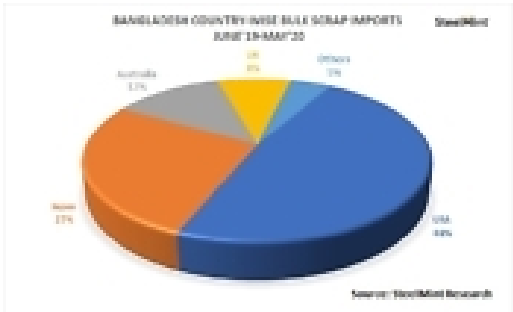
ON: 2020-06-22 By: Category: Scrap & Metallics



China imports more steel on robust domestic demand

China's steel exports fell sharply in the Jan-May period while imports surged on the back of robust steel demand in China and sluggish economic performance of major steel trading natio...

ON: 2020-06-22 By: Category: Semi Finished



Bangladeshi bulk scrap import market resumes activity; prices fall

Bulk bookings from the USA and Japan were reported at decreased prices. Major steelmakers of Bangladesh have booked a few bulk cargoes of imported scrap recently, at favourable price l...

ON: 2020-06-22 By: Category: Scrap & Metallics



Vietnam: Imported HRC offers remain stable on softening market sentiments

Imported HRC offers for Vietnam remained largely unchanged after witnessing the hike of around \$10-15/t in the last week. Offers increased on rising global HRC prices as the sentiments...

ON: 2020-06-22 By: Category: Finish Flat

[more news](#)

India: NMDC resumes normal iron ore dispatches in CG

Jun 22, 2020 00:00

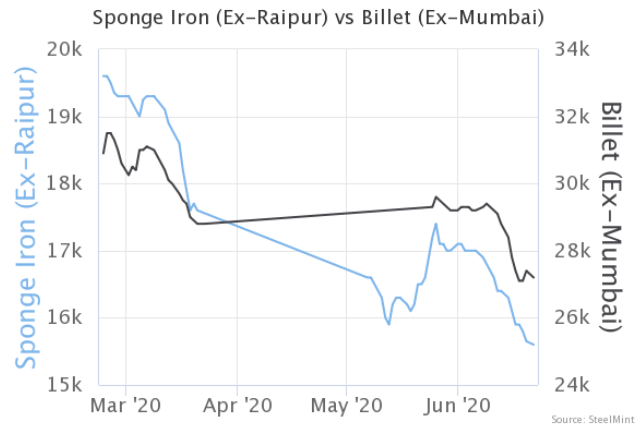
NMDC, India's largest iron ore mining company, has resumed normal dispatches at its Bacheli iron ore mining complex in the state of Chhattisgarh since Friday. Loading activities were hampered since 12 June when the state government had disallowed NMDC to use its loading facilities to store iron ore prior to dispatching them in wagons, claiming that the company was storing iron ore offsite, a claim NMDC disputes. NMDC was able to send iron ore only through its slurry pipeline and load it on wagons without prior storage from 12-18 June. "The issue has not been resolved yet and remains under discussion, but NMDC has been allowed to

Continued

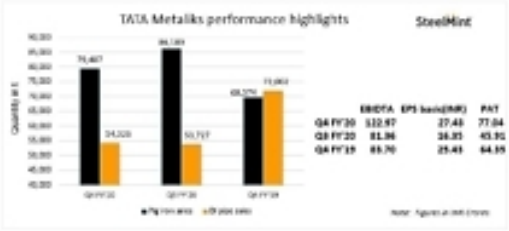
Snap Shot - Indian Domestic Prices (INR/MT)					
COMMODITY	PARTICULAR	SIZE, GRADE	PRICE	CHANGE	M-O-M
Fines/lumps 2	Iron Ore Index	5-18 mm, Fe 63%, DR Grade	3,450	0	- 50
Fines/lumps 2	Iron Ore Index	0-10 mm, Fe 63%	1,900	0	0
Iron Ore 3	NMDC	6-40 mm, Fe 65.5%	2,250	- 400	- 400
Iron Ore 3	NMDC	0 -10 mm, Fe 64%	1,960	- 400	- 400
Pellets 2	Raipur	6-20 mm, Fe 64/63%	6,000	0	+ 100
Pellets 2	Bellary	6-20 mm, Fe 63%	5,850	0	- 350
Coal 2	Ex-India (East)	25-90 MM, Met Coke	19,000	- 500	- 3,500
Mill Scale 2	FoR-Kandla	Fines, Fe 70/68%	2,750	0	- 150
Scrap 1	Ex-Mumbai	HMS	19,400	0	- 1,100
Scrap 1	Ex-Alang	HMS	21,000	- 400	- 1,100
Pig Iron 1	Ex-Ludhiana, Foundry	Foundry Grade	29,300	+ 200	- 700
Sponge Iron 1	Ex-Raipur	Mix, FeM 80%, +/-1	15,600	- 50	- 1,600
Sponge Pellet 1	Ex-Raipur	Lumps, FeM 80%, +/-1	14,600	- 50	- 1,600
Billet 1	Ex-Mumbai	100x100mm, IS 2831	27,200	- 200	- 2,100
Billet 1	Ex-Raipur	100x100mm, IS 2831	26,750	- 50	- 2,650
TMT (Re-Bar) Secondary mills 1	Ex-Mumbai	12-25mm, Induction Grade, IS 1786- 500 Fe	31,600	- 500	- 2,600
TMT (Re-Bar) Secondary mills 1	Ex-Delhi/NCR	12-25mm, Induction Grade, IS 1786- 500 Fe	34,400	- 300	NA
Structure 1	Ex-Mumbai	40*40 Angle, Commercial Grade	34,400	0	- 1,100
Wire Rod 1	Ex-Raipur	5.5 mm, Wire Rod	29,900	- 100	- 3,400
HRC 2	Ex-Delhi	2.5-8mm, IS2062	36,150	- 350	- 1,100
HRC 2	Ex-Mumbai	2.5-8mm, IS2062	35,750	- 250	- 1,375
CRC 2	Ex-Delhi	0.90mm, IS 513 Gr O	41,000	- 1,250	- 2,350
CRC 2	Ex-Mumbai	0.90mm, IS 513 Gr O	41,500	- 500	- 1,500
HR Plate2	Ex-Mumbai	5-10mm, IS2062	35,750	0	- 1,000
GP 2	Ex-Mumbai	0.8mm, 120 GSM	47,500	0	NA
Silico Manganese 2	Ex-Raipur	60-14	59,500	0	- 3,312
Ferro Manganese 2	Ex-Raipur	HC 70%	65,000	0	- 3,000
Ferro Chrome 2	Ex-Jajpur	HC 60%	64,750	- 1,250	+ 1,750
Manganese Ore 2	Ex Balaghat, MOIL	Lumps, Mn 37%, Fe 7.5%	15,666	0	- 1,740
Chrome Ore 2	Ex-Odisha OMC, E-auction	Lumps, Friable 48-50%	8,407	NA	+ 1,882

\*Basic Price GST @ 18% extra
1-Daily Assessment, 2-Weekly Assessment, 3-Monthly Assessment, W-O-W -> Week On Week, M-O-M -> Month On Month

- » India: TATA Metaliks pig iron sales decline q-o-q in Q4
- » India: NMDC resumes normal iron ore dispatches in CG
- » Indian steel market update- 22 June'20
- » India: SAIL auction of defective steel observes sharp decline in prices
- » Odisha iron ore mines may start production in Jul-Sep







India: TATA Metaliks pig iron sales decline q-o-q in Q4

TATA Metaliks Ltd (TML), India's one of the major foundry grade pig iron manufacturers has released its quarterly results, ending on 31 Mar'20. The company's pig iron sales fell by 8% ...

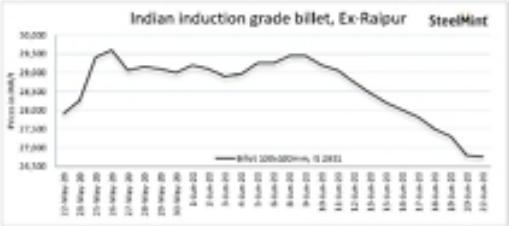
ON: 2020-06-22 By: Category: Scrap & Metallics



India: NMDC resumes normal iron ore dispatches in CG

NMDC, India's largest iron ore mining company, has resumed normal dispatches at its Bacheli iron ore mining complex in the state of Chhattisgarh since Friday. Loading activities were h...

ON: 2020-06-22 By: Category: Iron Ore



Indian steel market update- 22 June'20

Limited inquiries and spot trades weighed down rebar price by INR 100-600/t & billet by INR 100-300/t of secondary mills on d-o-d basis in major locations. However the producers ar...

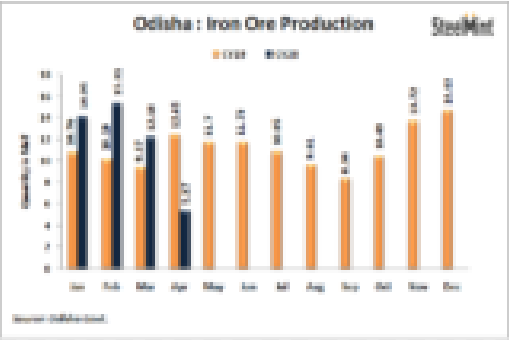
ON: 2020-06-22 By: Category: Semi Finished



India: SAIL auction of defective steel observes sharp decline in prices

Steel Authority of India limited conducted an auction from its central India based Bhilai Steel Plant for defective steel products on 17 Jun'20. The auction notified fall in prices com...

ON: 2020-06-22 By: Category: Scrap & Metallics



Odisha iron ore mines may start production in Jul-Sep

Iron ore production may increase in Odisha, India's largest iron ore producing state, over the July-September quarter as new leaseholders complete various procedural formalities and st...

ON: 2020-06-22 By: Category: Iron Ore



India: Sarda reports sharp fall in production & sales in Q4 CY20

Sarda Energy & Minerals Ltd (SEML), Raipur (central India) based major secondary steel producers has released its quarterly & yearly results ending on 31 Mar'20. As per report,...

ON: 2020-06-22 By: Category: Scrap & Metallics

more news

Iron Ore

PARTICULAR/DELIVERY	SIZE/GRADE	DELIVERY	PRICE	MIN	MAX	W-O-W	M-O-M	3M-O-M
Indian prices (in INR/MT)			As on Week 26 ( 22 Jun - 28 Jun )					
NMDC	0 -10 mm, Fe 64%	F.O.R Siding	1,960	1,960	1,960	- 400	- 400	- 950
NMDC	6-40 mm, Fe 65.5%	F.O.R Siding	2,250	2,250	2,250	- 400	- 400	- 950
Fines, Karnataka e-auction	0 -5 mm, Fe 60%	Ex-Mines	1,400	1,400	1,400	- 450	- 450	- 720
Lumps, Karnataka e-auction	10-20mm, Fe 63%	Ex-Mines	2,500	2,500	2,500	- 150	- 150	- 970
Odisha Iron Ore Index	5-18 mm, Fe 63%, DR Grade	Ex-mines	3,450	3,400	3,500	0	- 50	NA
Odisha Iron Ore Index	0-10 mm, Fe 63%	Ex-mines	1,900	1,800	200	0	0	NA
Odisha Iron Ore Index	10-30mm, Fe 63%, BF Grade	Ex-mines	3,000	2,900	3,200	0	0	NA

Prices last updated on: 2020-06-19,Odisha index prices are ex-mines & inclusive of Royalty, DMF & NMET; NMDC Royalty, DMF & other taxes extra, Karnataka Prices in INR/MT, Royalty@15%

Global prices (in USD/MT)			As on 23 Jun 2020					
CNF China	Fines, Fe 61.5% (Australia Origin), Australia	-	\$99	NA	NA	0	+ 6	+ 20
CNF India	Lumps, Fe 64% (South Africa origin), South Africa	-	\$112.5	\$110	\$115	0	+ 9.5	+ 5

Prices last updated on: 2020-06-22 10:25:38,Prices on DMT basis (Daily Assessment) , India- Single Port Loading , FOB prices including demurrage , June to November: Moisture@ 10% , December to May: Moisture@ 8% , Or, actual moisture as per cargo certificate submitted by shipper to be adjusted

Pellets

Indian prices (in INR/MT)			As on Week 26 ( 22 Jun - 28 Jun )					
Ex-Barbil	6-20 mm, Fe 64/63%	FOR Siding	5,450	5,400	5,500	0	0	NA
Ex-Durgapur	6-20 mm, Fe 63%	Ex-Works	5,900	5,800	6,000	- 100	+ 400	NA
Ex-Raipur	6-20 mm, Fe 64/63%	Ex-Works	6,000	6,000	6,000	0	+ 100	NA
Ex-Bellary	6-20 mm, Fe 63%	Ex-Works	5,850	5,700	6,000	0	- 350	NA

Prices last updated on: 2020-06-19,Weekly Assessment, GST @ 5% extra., Barbil and Kandla - Prices Loaded to Wagons

Global prices (in USD/MT)			As on Week 26 ( 22 Jun - 28 Jun )					
CNF China	6-20 mm, Fe 64% (India Origin), India	-	\$112	\$111	\$113	- 2	0	- 1
	6-20 mm, Fe 65% (Brazil Origin), Brazil	-	\$126	NA	NA	0	+ 5	+ 1.5
FOB India	6-20 mm, Fe 64%	-	\$100	\$99	\$101	- 3	- 2.5	- 2

Prices last updated on: 2020-06-19,

Coal

Global prices (in USD/MT)			As on Week 26 ( 22 Jun - 28 Jun )					
FOB Australia	Premium HCC	-	\$109	NA	NA	- 0.38	- 8	- 48.25

Prices last updated on: ,

Scrap

Indian prices (in INR/MT)			As on 23 Jun 2020					
Ex-Alang	HMS(80:20)	Ex-Yard	21,000	20,900	21,100	- 400	- 1,100	- 1,600
Ex-Mumbai	HMS(80:20)	DAP	19,400	19,300	19,500	0	- 1,100	- 3,100
Ex-Chennai	HMS(80:20)	DAP	20,900	20,900	21,300	- 100	- 200	- 900
Ex-Alang	HMS(80:20), Ship Breaking	Ex-Yard	21,000	20,900	21,100	- 400	- 1,100	- 1,600

Prices last updated on: 2020-06-22 10:55:39,Daily Assessment , Basic Price GST @ 18% extra,

Global prices (in USD/MT)			As on Week 26 ( 22 Jun - 28 Jun )					
CNF India	HMS 1&2(80:20) (Containers, Europe Origin), Europe	-	\$255	\$253	\$259	- 10	+ 8	- 10
	Shredded (Containers, Europe Origin), Europe	-	\$284	\$280	\$286	- 5	+ 10	+ 42
CNF Turkey	HMS 1&2(80:20) (Bulk, US Origin), USA	-	\$267	\$265	\$269	0	+ 13	+ 38.5

Prices last updated on: 2020-06-19,Weekly Assessment

Note:- W-O-W -> Week On Week, M-O-M -> Month On Month

Sponge

REGION	PARTICULAR	SPONGE IRON (C-DRI)				PELLET SPONGE (P-DRI)			
		PRICE	CHANGE	W-O-W	M-O-M	PRICE	CHANGE	W-O-W	M-O-M
Indian prices (in INR/MT)						As on 22 Jun 2020			
East India	Durgapur	16,000	0	- 500	- 1,300	15,000	0	- 500	- 1,400
East India	Rourkela	15,400	0	- 600	- 900	-	-	-	-
Central India	Raigarh	15,500	+ 200	- 600	- 1,100	14,600	+ 200	- 500	- 1,000
Central India	Raipur	15,600	- 50	- 700	- 1,600	14,600	- 50	- 550	- 1,600
South India	Bellary	15,200	+ 100	- 600	- 900	14,900	+ 200	- 400	- 1,200
South India	Hyderabad	-	-	-	-	15,400	0	- 600	- 1,400

All prices are basic, GST extra.

Scrap

PARTICULAR/DELIVERY	SIZE/GRADE	DELIVERY	PRICE	MIN	MAX	W-O-W	M-O-M	3M-O-M
Indian prices (in INR/MT)			As on 23 Jun 2020					
Ex-Mandi	HMS(80:20), Old Scrap	DAP	20,100	19,900	20,200	- 100	- 1,100	- 700
Ex-Durgapur	HMS(80:20)	DAP	22,500	22,300	22,700	0	- 900	+ 500
Ex-Raipur	HMS(80:20)	DAP	21,800	21,600	22,000	- 200	- 700	- 200
	End Cutting	DAP	22,800	22,600	23,000	- 200	- 700	- 200
Ex-Ahmedabad	HMS(80:20)	DAP	20,600	20,500	20,800	- 100	NA	- 1,500
Ex-Mumbai	HMS(80:20)	DAP	19,400	19,300	19,500	0	- 1,100	- 3,100
Ex-Chennai	HMS(80:20)	DAP	20,900	20,900	21,300	- 100	- 200	- 900
Ex-Hyderabad	HMS, Commercial Grade	DAP	16,600	16,500	16,700	- 400	- 3,200	- 1,900

Prices last updated on: 2020-06-22 16:49:53,Daily Assessment , Basic Price GST @ 18% extra,

Pig Iron

Indian prices (in INR/MT)			As on 23 Jun 2020					
Ex-Ludhiana	Steel Grade	Ex-Works	26,400	26,300	26,500	0	- 400	- 2,000
Ex-Durgapur	Steel Grade	Ex-Works	23,100	23,000	23,300	- 500	- 700	- 1,700
Ex-Rourkela	Steel Grade	Ex-Works	22,600	22,500	22,700	0	NA	NA
Ex-Raigarh	Steel Grade	Ex-Works	23,500	23,400	23,600	0	+ 100	- 2,100
Ex-Raipur	Steel Grade	Ex-Works	23,700	23,500	23,800	- 200	+ 300	- 2,800
Ex-Hyderabad	Steel Grade	Ex-Works	25,000	24,800	25,200	0	NA	- 1,500
Ex-Ludhiana	Foundry Grade	Ex-Works	29,300	29,200	29,400	+ 200	- 700	- 1,100
Ex-Durgapur	Foundry Grade	Ex-Works	28,000	28,000	28,200	0	NA	NA

Prices last updated on: 2020-06-22 15:58:52,Indian pig iron price assessment frequency has been increased from weekly to daily basis.

Sponge Iron (C-DRI) -78-80 FeM (Recovery 85%)

Scrap - HMS, Mixed (Recovery 94%)

Pig Iron - Steel Grade, 0.5 -1.4% Silicon

Take Business Decisions on Facts not only on Guts !

SteelMint

Steeling is Basic

SteelMint

Steeling is Basic

NEWS

Latest news, analysis & trends from global steel market

PRICES

Prices of more than 200 steel & related commodities

TENDER

Live tenders from around the globe. Result tracking and more

PLANTBEE

Buy, Sell, Rent used plants & machinery

EVENTS

A place for knowledge, innovation & networking

STEELMINT APP

For reliable Steel industry intelligence and data

FOR TRIAL

Give A Missed Call on 07961730330

or SCAN QR CODE

or VISIT [www.steelmint.com/mobile](http://www.steelmint.com/mobile)

TO DOWNLOAD

Steel Industry Intelligence acknowledged by leaders

Indepth • Credible • Independent

Web: [www.steelmint.com](http://www.steelmint.com) | Email: [info@steelmint.com](mailto:info@steelmint.com) | Mob: +91 97700 56666

Ingot/Billet

REGION	PARTICULAR	INGOT			BILLET			REBAR		
		PRICE	CHANGE	M-O-M	PRICE	CHANGE	M-O-M	PRICE	CHANGE	M-O-M
Indian prices (in INR/MT)					As on 22 Jun 2020					
North India	Ghaziabad	28,800	- 100	- 1,200	-	-	-	-	-	-
North India	Mandi Gobindgarh	30,000	- 150	- 1,000	30,000	- 200	- 1,100	35,300	- 200	- 900
North India	Muzaffarnagar	28,800	- 200	- 2,000	-	-	-	33,200	- 600	- 2,100
East India	Durgapur	26,450	- 150	- 1,150	26,800	- 200	- 1,350	31,300	- 400	- 2,500
East India	Rourkela	26,000	- 200	- 1,800	26,350	- 150	- 2,150	31,400	- 500	- 3,100
Central India	Raigarh	26,100	0	- 2,200	26,400	- 50	- 2,800	30,600	- 400	- 4,700
Central India	Raipur	26,450	- 100	- 2,550	26,750	- 50	- 2,650	31,000	- 200	- 4,600
West India	Ahmedabad	27,800	- 100	- 800	27,900	- 100	- 1,000	33,400	0	- 2,100
West India	Goa	27,200	- 1,000	- 1,900	27,500	- 1,000	- 1,900	32,900	- 100	- 3,600
West India	Jaipur	28,500	- 600	- 1,400	-	-	-	-	-	-
West India	Mumbai	26,900	- 200	- 2,100	27,200	- 200	- 2,100	31,600	- 500	- 2,600
South India	Hyderabad	27,200	0	- 2,600	27,500	0	- 2,500	32,100	0	- 2,900
South India	Chennai	-	-	-	29,500	0	- 1,500	35,600	0	- 1,100
South India	Bangalore	-	-	-	-	-	-	34,300	0	- 1,900

All prices are basic, GST @ 18% extra.

Rebar (Medium & Small Scale Producers)

PARTICULAR/DELIVERY	SIZE/GRADE	DELIVERY	PRICE	MIN	MAX	PRICE @ 18% GST	W-O-W	M-O-M	3M-O-M
Indian prices (in INR/MT)			As on 23 Jun 2020						
Ex-Mandi Gobindgarh	12-25mm	Ex-Works	35,300	35,100	35,500	41,700	- 200	- 900	+ 900
Ex-Muzaffarnagar	12-25mm	Ex-Works	33,200	33,000	33,300	39,200	- 600	- 2,100	+ 1,600
Ex-Durgapur	12-25mm	Ex-Works	31,300	31,100	31,500	36,900	- 400	- 2,500	+ 700
Ex-Rourkela	12-25mm	Ex-Works	31,400	31,300	31,500	37,100	- 500	- 3,100	+ 500
Ex-Raigarh	12-25mm	Ex-Works	30,600	30,400	30,700	36,100	- 400	- 4,700	+ 100
Ex-Raipur	12-25mm	Ex-Works	31,000	30,800	31,100	36,600	- 200	- 4,600	+ 100
Ex-Ahmedabad	12-25mm	Ex-Works	33,400	33,200	33,600	39,400	0	- 2,100	- 900
Ex-Goa	12-25mm	Ex-Works	32,900	32,700	33,000	38,800	- 100	- 3,600	- 1,200
Ex-Mumbai	12-25mm	Ex-Works	31,600	31,400	31,700	37,300	- 500	- 2,600	- 1,800
Ex-Bangalore	12-25mm	Ex-Works	34,300	34,100	34,500	40,500	0	- 1,900	+ 700
Ex-Chennai	12-25mm	Ex-Works	35,600	35,400	35,800	42,000	0	- 1,100	+ 900
Ex-Hyderabad	12-25mm	Ex-Works	32,100	32,000	32,200	37,900	0	- 2,900	- 400

Prices last updated on: 2020-06-22 16:43:14,Daily Assessment, Induction Grade, Grade-500 Fe, Basic Price GST @ 18% extra ,

Structure (Medium & Small Scale Producers)

REGION/ZONE	PARTICULAR	40 ANGLE	CHANGE	M-O-M	75 CHANNEL	CHANGE	M-O-M	200 BEAM	CHANGE	M-O-M
Indian prices (in INR/MT)								As on 23 Jun 2020		
North India	Ghaziabad	-	-	-	-	-	-	35,300	- 200	- 500
East India	Durgapur	31,100	- 200	- 1,000	33,600	- 200	- 1,000	32,600	- 200	- 1,000
Central India	Raipur	-	-	-	30,900	- 300	- 2,300	31,200	- 100	- 2,200
West India	Ahmedabad	33,000	- 100	- 800	33,000	- 100	- 800	34,000	- 100	- 800
West India	Mumbai	34,400	0	- 1,100	35,200	0	- 1,100	35,600	0	- 1,100
South India	Hyderabad	33,700	0	- 1,200	33,300	0	- 1,200	-	-	-

Indian Structure price assessment frequency has been increased from weekly to daily basis, All prices are basic,Commercial Grade, Basic Price GST @ 18% extra

Ingot - 3.5"*4.5", Commercial Grade	Billet - 100*100, 125*125, S+P> 0.1 % ,	Re-bar - 12mm, Fe 500 Grade Structure - Commercial Grade, 40x40 Angle
-------------------------------------	-----------------------------------------	--------------------------------------------------------------------------

Note:- W-O-W -> Week On Week, M-O-M -> Month On Month



Wire Rod

PARTICULAR	SIZE/GRADE	RAIPUR	CHANGE	W-O-W	DURGAPUR	CHANGE	W-O-W
Indian prices (in INR/MT)				As on date 22-Jun-2020			
5.5 mm, Wire Rod, Induction grade		29,900	- 100	- 1,500	30,800	- 700	- 1,700
20 Gauge, Binding Wire, Induction grade		38,700	- 300	- 1,800	40,800	- 700	- 1,700
12 Gauge HB Wire, Induction grade		33,100	0	- 1,200	-	-	-
12 Gauge, HB Wire, Induction grade		-	-	-	33,200	- 800	- 2,400
12*12 Gauge, Barbed Wire, Induction grade		44,000	- 100	- 1,800	47,000	- 600	- 2,100
12 Gauge, GI Wire, Induction grade		41,000	0	NA	42,000	- 300	NA

Weekly Assessment,Commercial Grade, Basic Price GST @ 18% extra

Finished Flat

REGION	PARTICULAR	HRC				CRC			
		PRICE	CHANGE	W-O-W	M-O-M	PRICE	CHANGE	W-O-W	M-O-M
Indian prices (in INR/MT)		As on 22 Jun 2020							
North India	Delhi	36,150	- 350	- 350	- 1,100	41,000	- 1,250	- 1,250	- 2,350
North India	Ludhiana	36,800	0	0	- 450	41,750	0	0	- 750
East India	Kolkata	34,750	0	0	- 1,375	41,250	0	0	- 875
West India	Ahmedabad	36,800	- 325	- 325	- 1,000	42,750	- 250	- 250	- 1,500
West India	Mumbai	35,750	- 250	- 250	- 1,375	41,500	- 500	- 500	- 1,500
South India	Chennai	37,750	0	0	- 1,000	42,000	- 250	- 250	- 1,750
South India	Hyderabad	38,250	0	0	- 750	42,250	0	0	- 750

All prices are basic, GST @ 18% extra.

Ferro Alloys

PARTICULAR/DELIVERY	SIZE/GRADE	DELIVERY	PRICE	MIN	MAX	W-O-W	M-O-M	3M-O-M
SILICO MANGANESE	25-150 mm, 60-14	Ex-Durgapur	60,500	60,000	61,000	+ 500	- 2,250	NA
	60-14	Ex-Raipur	59,500	NA	NA	0	- 3,312	NA
FERRO SILICON	HC 70%	Ex-Guwahati	77,500	77,000	78,000	- 2,500	- 6,750	- 9,500
FERRO MANGANESE	HC 70%	Ex-Durgapur	63,000	NA	NA	0	- 4,000	+ 1,000
FERRO CHROME	HC 60%	Ex-Jajpur	64,750	64,500	65,000	- 1,250	+ 1,750	+ 6,750
CHROME ORE	Friable 54%+	Ex-Jajpur (OMC-eAuction)	9,804	NA	NA	NA	+ 1,532	+ 1,469

Prices last updated on: 2020-06-09,OMC E-Auction Prices Including Royalty

FERRO CHROME	10-150mm, HC 60% (cents/lb), India	CNF China	ø68/lb	NA	NA	- 3	+ 1	+ 6
FERRO MANGANESE	HC 75%	FOB India	\$900	NA	NA	0	- 50	- 5
SILICO MANGANESE	65-16	FOB India	\$920	NA	NA	+ 20	- 35	NA

Prices last updated on: 2020-06-22,Weekly Assessment

Note:- W-O-W -> Week On Week, M-O-M -> Month On Month

Global Prices

China

COMMODITY	PARTICULAR	GRADE/SIZE	PRICE	CHANGE	W-O-W	M-O-M	3M-O-M
Export							
Billet	FOB China	125*125, BF Grade	\$407	0	- 0.5	+ 8.67	+ 27.5
TMT (Re-Bar)	FOB China	Commerical	\$460	0	- 4	+ 10	+ 15
Wire Rod	FOB China	5.5mm	\$457	- 5	+ 2.5	+ 24.5	+ 5
HRC	FOB China	2.5mm	\$445	+ 7	+ 7	+ 17	+ 18
CRC	FOB China	0.90 mm	\$493	- 2	- 2	+ 40	+ 8

Import

Iron Ore	CNF China	Lumps Fe 64/63%, South Africa	\$106	0	- 2	+ 3	+ 1
Iron Ore	CNF China	Fines Fe 62%, Australia	\$103	0	0	+ 6	+ 20
Pellets	CNF China	6-20mm, BF Grade	\$126	0	+ 4.5	+ 5	+ 1.5
Coking Coal	CNF China	Premium HCC, Australia	\$120	+ 0.25	0	- 6.38	- 48.38
Mill Scale	CNF China	70/68%	NA	NA	NA	NA	NA
FeCr	CNF China	HC 60%	ø68/lb	- 3	- 3	+ 1	+ 6
Mn Ore	CNF China	Mn 46% Lumps, Australia	\$5.6/dmtu	- 0.25	0	- 1.25	+ 0.9
Mn Ore	CNF China	Mn 38%, South Africa	\$4.85/dmtu	- 0.15	0	- 1.6	+ 0.7

CIS Nations

COMMODITY	PARTICULAR	GRADE/SIZE	PRICE	CHANGE	W-O-W	M-O-M	3M-O-M
Export							
Billet	FOB Black Sea	125*125, BF Grade	\$373	+ 3	+ 6.5	+ 25	+ 28
Slabs	FOB Black Sea	Commercial	\$373	0	+ 18	+ 33	- 11
Pig Iron	FOB Black Sea	Steel Grade	\$313	+ 3	+ 3	+ 18	+ 10.5
TMT (Re-Bar)	FOB Black Sea	Commercial	\$410	0	+ 21.5	+ 33	0
HRC	FOB Black Sea	2.5mm	\$408	+ 38	+ 38	+ 53	- 32
CRC	FOB Black Sea	0.90mm	\$463	0	0	+ 5	- 62

Japan/Korea

COMMODITY	PARTICULAR	GRADE/SIZE	PRICE	CHANGE	W-O-W	M-O-M	3M-O-M
Export							
HRC	FOB Korea	2.5mm	\$440	+ 5	+ 5	+ 32	- 5
Import							
FeCr	CNF Japan	HC 60%	ø71/lb	- 2	- 2	+ 1	+ 5

Note:- W-O-W -> Week On Week, M-O-M -> Month On Month, All prices are weekly assessment, Iron Ore are daily assessment

India

COMMODITY	PARTICULAR	GRADE/SIZE	PRICE	CHANGE	W-O-W	M-O-M	3M-O-M
-----------	------------	------------	-------	--------	-------	-------	--------

Export

Iron Ore	FOB India	Fines, Fe 58/57%	NA	NA	NA	NA	NA
Mill Scale	FOB India	70/68%	NA	NA	NA	NA	NA
Billet	FOB India	95*95mm	\$388	0	0	+ 8.33	+ 7.5
Billet	FOB India	150*150mm	\$383	0	0	+ 8.33	+ 7.5
Pig Iron	FOB India	Steel Grade	\$303	0	0	- 2	0
HRC	FOB India	2.5mm	\$440	+ 10	+ 10	+ 20	+ 20
CRC	FOB India	0.9mm	\$465	0	0	+ 12	- 30
SiMn	FOB India	60/14%	\$817.5	+ 27.5	+ 27.5	- 15	NA
FeMn	FOB India	HC 75%	\$900	0	0	- 50	- 5
FeSi	FOB Bhutan	70-75%	\$1,100	0	0	- 100	- 200

Import

Iron Ore	CNF India	Lumps Fe 64%, South Africa	\$112.5	0	0	+ 9.5	+ 5
Scrap	CNF India	HMS 1&2 ,Middle East	\$240	NA	NA	NA	- 33
Scrap	CNF India	Shredded, Europe	\$284	- 5	- 3.5	+ 10	+ 42
Coking Coal	CNF India	Premium HCC, Australia	\$119.4	- 0.32	0	- 6.62	- 46.68
Non-Coking Coal	CNF India	RB2 5500 NAR, South Africa	NA	NA	NA	NA	NA
Met Coke	CNF India	62%, China	NA	NA	NA	NA	NA
Pellets	CNF India	6-20mm, BF Grade	NA	NA	NA	NA	NA
Wire Rod	CNF India	5.5mm, China	\$445	+ 5	+ 11.5	+ 25	- 5
HRC	CNF India	2.5mm, China	\$460	- 3	- 3	+ 7	+ 7
HRC	CNF India	2.5mm, Korea	\$465	+ 10	+ 10	+ 60	- 38
CRC	CNF India	0.90mm, China	\$518	- 2	- 2	+ 40	+ 8
HR Plate	CNF India	A 36	NA	NA	NA	NA	NA
Mn Ore	CNF India	Mn 38%, South Africa	\$4.85/dmtu	- 0.15	0	- 1.6	+ 0.7

Europe & US

COMMODITY	PARTICULAR	GRADE/SIZE	PRICE	CHANGE	W-O-W	M-O-M	3M-O-M
-----------	------------	------------	-------	--------	-------	-------	--------

Export

Pig Iron	FOB Brazil	Steel Grade	\$300	+ 5	+ 5	+ 5	- 17
----------	------------	-------------	-------	-----	-----	-----	------

Import

Scrap	CFR Turkey	HMS (80:20), US	\$267	0	+ 2.5	+ 13	+ 38.5
HRC	CIF Europe	2.5mm	\$485	+ 7	+ 7	+ 17	+ 17

Middle East & Africa

COMMODITY	PARTICULAR	GRADE/SIZE	PRICE	CHANGE	W-O-W	M-O-M	3M-O-M
-----------	------------	------------	-------	--------	-------	-------	--------

Export

Iron Ore	FoB South Africa	Lumps, Fe 64/63%	NA	NA	NA	NA	NA
Non Coking Coal	FoB South Africa	RB2 5500 NAR	NA	NA	NA	NA	NA

Import


Billet	CNF Dubai	125*125, China	NA	NA	NA	NA	NA
HRC	CNF Dubai	2.5mm, China	\$405	0	0	+ 35	- 73

Note:- W-O-W -> Week On Week, M-O-M -> Month On Month, All prices are weekly assessment, Iron Ore are daily assessment








Live Tenders

Company	Type	Grade	Quantity	Expiry Date	Location	View
---------	------	-------	----------	-------------	----------	------


Billet/ingot/slab

SAIL	Sell	240*350*350.000*11400.000	1,953 MT	29 Jun, 2020	 Kolkata, West Bengal, India	
------	------	---------------------------	----------	--------------	-----------------------------------------------------------------------------------------------------------------	-------------------------------------------------------------------------------------





























Coking

RINL	Buy	Low Ash Coking Coal	4 MnT	30 Oct, 2020	 Visakhapatnam, Andhra Pradesh, India	
MMTC	Sell	0-50mm	3,600 MT	24 Jun, 2020		
SAIL	Sell	BF-Coke	10,000 MT	24 Jun, 2020	 Bokaro, Jharkhand, India	
RINL	Buy	Anthracite coal	5,000 MT	03 Jul, 2020	 Vishakhapatnam, Andhra Pradesh, India	
BCCL	Sell	Coking coal	100,000 MT	26 Jun, 2020	 Dhanbad, Jharkhand, India	







Ferro Manganese

MOIL Limited	Sell	70-72%	8,750 MT	25 Jun, 2020	 Nagpur, Maharashtra, India	
--------------	------	--------	----------	--------------	----------------------------------------------------------------------------------------------------------------	-------------------------------------------------------------------------------------

Fines/lumps

SAIL	Sell	Kiriburu Iron Ore Fines Size: [-10 mm] Fe:62% (Indicative)	200,000 MT	14 Jul, 2020	 Kolkata, West Bengal, India	
SAIL	Sell	Meghahatuburu Iron Ore Fines Size: [-10 mm] Fe:62% (Indicati	300,000 MT	08 Jul, 2020	 Kolkata, West Bengal, India	
SAIL	Sell	Gua Iron Ore Fines (From old dump) Size: [-10 mm] Fe:60% (In	500,000 MT	30 Jun, 2020	 Kolkata, West Bengal, India	
SAIL	Sell	Iron Ore Rajhara Mine	28,000 MT	22 Jul, 2020	 Bhilai, Chattisgarh, India	
SAIL	Sell	(Dump fines) Size: [-]10 mm Fe:59%	200,000 MT	10 Jul, 2020	 Kolkata, West Bengal, India	
SAIL	Sell	Dalli Fines Size:[-10 mm] Fe:62.96%	28,000 MT	04 Jul, 2020	 Bhilai, Chattisgarh, India	
MSTC	Sell	Lumps & fines	460,000 MT	24 Jun, 2020	 Bangalore, Karnataka, India	
SAIL	Sell	Mixed Prime	3,000 MT	25 Jun, 2020	 Bhilai, Chattisgarh, India	
SAIL	Sell	off grade	3,800 MT	24 Jun, 2020	 Burnpur, West Bengal, India	
SAIL	Sell	0-3 & 3-10 mm	1,100 MT	26 Jun, 2020	 Chandrapur, Maharashtra, India	
MSTC	Sell	Lumps & fines	1,021,895 MT	26 Jun, 2020	 Bangalore, Karnataka, India	
SAIL	Sell	Bolani - Iron Ore Fines Size: [-]10 mm Fe:62.5%	100,000 MT	07 Jul, 2020	 Kolkata, West Bengal, India	
SAIL	Sell	Bolani Iron Ore Fines (Dump fines) Size: [-]10 mm Fe:59%	100,000 MT	10 Jul, 2020	 Kolkata, West Bengal, India	
Paradip Port Trust	Sell	fines pallets/ lumps	33,680 MT	15 Jul, 2020	 Paradip, Odisha, India	

Melting Scrap

NALCO	Sell	Melting	300 MT	26 Jun, 2020	 Angul, Odisha, India	
NALCO	Sell	Cathode Bar	900 MT	25 Jun, 2020	 Angul, Odisha, India	
SAIL	Sell	Melting	1,087 MT	24 Jun, 2020	 Bhadravathi, Karnataka, India	

Non Coking

SCCL	Sell	G-6 to 11	204,000 MT	23 Jun, 2020	 Kothagudem, Andhra Pradesh, India	
------	------	-----------	------------	--------------	-------------------------------------------------------------------------------------------------------------------------	---------------------------------------------------------------------------------------

Pig Iron

SAIL	Sell	OG grade	8,550 MT	24 Jun, 2020	 Bokaro, Jharkhand, India	
------	------	----------	----------	--------------	----------------------------------------------------------------------------------------------------------------	---------------------------------------------------------------------------------------

Silico Manganese

RINL	Buy	Silico Manganese	102,000 MT	30 Jun, 2020	 Visakhapatnam, Andhra Pradesh, India	
------	-----	------------------	------------	--------------	----------------------------------------------------------------------------------------------------------------------------	---------------------------------------------------------------------------------------

[View All](#)





Some of  
our Precious  
Clients

.....and we are trying harder

REPORTS

- Daily Steel Report
- Ironore Insight
- Coal Review
- Scrap Insight
- Semi Finished And Finished Long
- Finished Flat
- Ferro Alloys Insight

SERVICES

- Steel Prices
- Steel News
- Archive Data
- Tenders
- Expert Comments

- Market Tracker
- Statistics
- Logistics
- Events
- Plant & Machinery For sale
- Global Steel Prices

SUBSCRIPTION/ TRIALS

www.steelmint.com  
Ph: +919770056666  
Email: info@steelmint.com

Bank Account Details  
HDFC Bank, Raipur  
Account Number - 01522560009922  
IFSC Code - HDFC0000152

IDBI Bank, Raipur  
Account Number - 0049102000048888  
IFSC Code - IBKL0000851

OFFICES

SteelMint, Raipur  
301, Jeevan Parisar  
Rajeev Nagar, Raipur(C.G) - 492007  
Telefax: +91-9770056666

SteelMint, Kolkata  
Block A-11, 4th Floor,  
FMC Fortuna Building,  
234/ 3A AJC Bose Road  
Kolkata -700020  
Telefax: +91-7044070530

**Disclaimer:** SteelMint has taken due care and caution in compilation of content for its web site. Information is just for reference not intended for trading purpose or to address your particular requirement. The content includes facts, views, and opinions are of individuals and not that of the website or its management. We and our content licensors are not giving investment advice, tax advice, legal advice, or other professional advice. We and our content licensors do not guarantee or warrant the accuracy, completeness or timeliness of, or otherwise endorse these views, and opinions.

Users/Visitors have to make their own decisions based on their own independent enquiries, appraisals, judgement, wisdom and risks. SteelMint and its affiliates, or their employees, directors or agents shall not be liable or responsible for any loss or costs or any action whatsoever arising out of use or relying on the spot prices disseminated.

For details view [terms and condition](#).