

TAKE BUSINESS DECISION ON FACTS NOT ONLY ON GUTS



Japanese scrap export prices fall in recent booking for South Korea

Japanese scrap prices to South Korea have fallen considerably in latest deals, in line with the decreasing offers since last week closing, after observing a continuous surge for the previous 8-9 weeks on tight availability at Japanese yards. Among the latest deals, major steelmaker Dongkuk Steel has booked a small batch

of 3,000t Japanese H2 scrap, at JPY 26,500/t (\$249/t) CFR South Korea, which translates to around close to JPY 24,500/t FoB Japan (\$230/t). The deal has concluded at a sharply lower price against the deals at JPY 27,000/t FoB Japan in mid-June. Offers for Japanese H2, after peaking at JPY 27,500/t

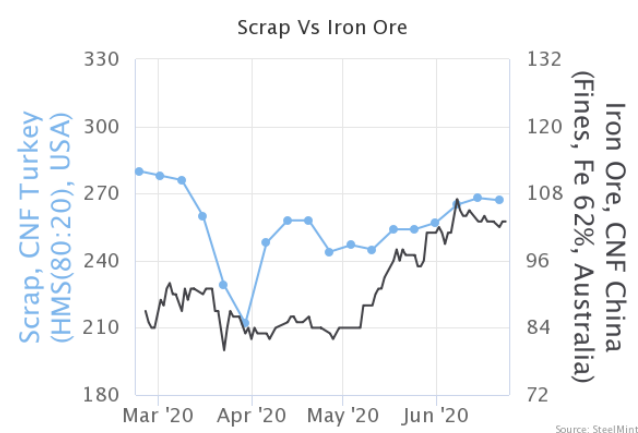
[Continued](#)

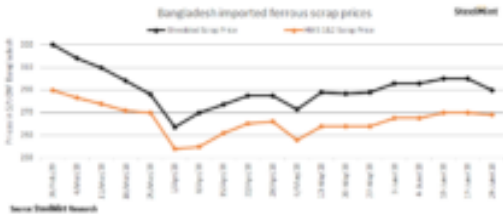
Snap Shot - Global Prices (USD/MT)

COMMODITY	PARTICULAR	SIZE, GRADE	PRICE	CHANGE	M-O-M
Iron Ore Fines ¹	China Imports	Fines, Fe 61.5%	\$99	0	+ 8
Iron Ore Lumps ¹	Indian Imports	Lumps, Fe 64%	\$107.5	0	- 2.5
Pellets (Brazil) ²	China Imports	6-20 mm, Fe 65%	\$122	- 4	+ 1
Pellets (India) ²	China Imports	6-20 mm, Fe 64%	\$111	- 2	- 1
Coking ²	Australia Exports	Premium HCC	\$112.5	+ 3.5	- 0.5
Met Coke ²	India Imports	64% CSR	\$290	+ 6	+ 10
Non Coking ²	India Imports	RB2	\$53	0	- 5
Scrap ²	India Imports	Shredded	\$284	0	+ 7
Scrap ²	Turkey Imports	HMS 1&2	\$267	0	+ 13
Scrap ²	Pakistan Imports	Shredded	\$279	0	- 3
Scrap ²	Bangladesh Imports	Shredded	\$290	- 10	+ 2
Scrap (Ship Breaking) ²	India Imports	Containers	\$295	- 10	- 25
Billet ²	India Exports	150*150, 3SP/4SP	\$383	0	+ 5
Billet ²	China Exports	150*150, Q235	\$412	+ 5	+ 12
Billet ²	Russia Exports	130*130, 3SP	\$370	- 1.5	+ 14.5
Billet ²	Iran Exports	130*130, 3SP	\$373	- 1	+ 15.5
Sponge Iron ²	India Exports	Lumps, FeM 80	\$258	- 1	NA
Pig Iron ²	India Exports	Steel Grade	\$303	0	- 2
Pig Iron ²	Russia Exports	Steel Grade	\$313	+ 3	+ 18
HRC ²	China Exports	3-12mm, SS400	\$443	- 2	+ 10
HRC ²	India Exports	2.5 mm, SAE1006	\$440	0	+ 17
HRC ²	South Korea Exports	1.6-2.5mm, SAE 1006	\$440	0	+ 7
HRC (China) ²	Vietnam Imports	2-3mm, SAE 1006	\$458	+ 3	+ 13
CRC ²	India Exports	0.9 mm, IS 513 Gr.O	\$475	+ 10	+ 22
CRC ²	China Exports	0.90mm, SPCC	\$493	0	+ 23
HR Plate ²	China Exports	5-10mm, SS 400	\$478	0	+ 20
GP ²	China Exports	DX51D+z80, Width 1,000-1,500 mm, thickness 0.5-2mm	\$545	- 3	+ 32
Silico Manganese ²	India Exports	65-16	\$920	+ 20	- 35
Ferro Chrome ²	China Import	10-150mm, HC 60%	ø68/lb	0	0
Manganese Ore ²	India Imports	Lumps, Mn 37%	\$4.85/dmtu	- 0.15	- 1.6
Ferro Manganese ²	India Exports	HC 75%	\$900	0	- 50
Ferro Silicon ²	Bhutan Exports	70%	\$1,100	0	- 100

1-Daily Assessment, 2-Weekly Assessment, 3-Monthly Assessment, W-O-W -> Week On Week, M-O-M -> Month On Month

- » **Bangladesh: Imported scrap offers move down**
- » **Australia: BHP moves closer to exit thermal coal business**
- » **Japan's Tokyo Steel cuts scrap purchase price for Utsunomiya works by \$5/t**
- » **Iran's SKSCO to double steel capacity**
- » **Japanese scrap export prices fall in recent booking for South Korea**





Bangladesh: Imported scrap offers move down

Imported scrap offers to Bangladesh moved down significantly in contrast with the last week. Few major bulk cargo bookings were concluded from USA and Japan earlier in the week at a de...

ON: 2020-06-24 By: Category: Scrap & Metallics



Australia: BHP moves closer to exit thermal coal business

Last year, mining major BHP had signalled its exit from thermal coal business and its increased focus on minerals for use in green technologies, to reposition itself for a lower-carbon...

ON: 2020-06-24 By: Category: Coal



Japan's Tokyo Steel cuts scrap purchase price for Utsunomiya works by \$5/t

Japan's leading EAF mini-mill - Tokyo Steel has decreased its domestic scrap purchase price by JPY 500/t (\$ 5) at Utsunomiya plant while keeping bids unchanged for the other four works...

ON: 2020-06-24 By: Category: Scrap & Metallics



Iran's SKSCO to double steel capacity

South Kaveh Steel Company (SKSCO), one of the largest steel plants in Iran, plans to double its production capacity over the next several months. The company is seeking to add 1.20 mn ...

ON: 2020-06-24 By: Category: Finish long



Japanese scrap export prices fall in recent booking for South Korea

Japanese scrap prices to South Korea have fallen considerably in latest deals, in line with the decreasing offers since last week closing, after observing a continuous surge for the pr...

ON: 2020-06-24 By: Category: Scrap & Metallics



China's Shagang Steel raises scrap purchase price by RMB 50

Eastern China's largest private ferrous scrap consumer and EAF steelmaker - Jiangsu Shagang Group has announced a price hike for all the grades for domestic scrap procurement on increa...

ON: 2020-06-24 By: Category: Scrap & Metallics

more news

Indian sponge iron prices less likely to fall further - SteelMint Analysis

Jun 24, 2020 00:00

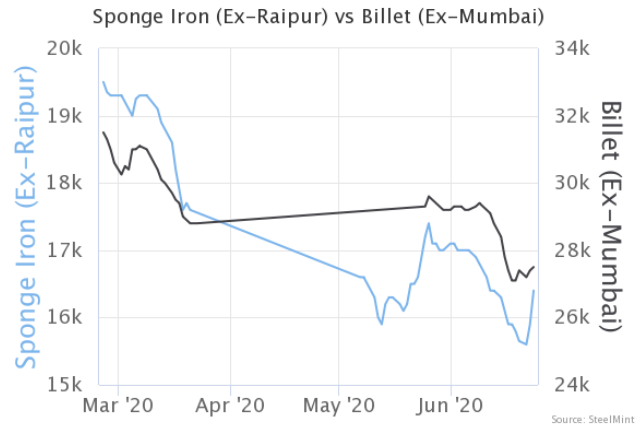
After hitting over 3 years low, the domestic sponge iron prices rebounded yesterday by INR 200-500/t in major locations on account of improved demand and rally in billet prices. As per SteelMint analysis, sponge prices are less likely to fall drastically looking at high production cost versus prevailing offers of sponge. The margins (conversion spread) from raw pellet to sponge P-DRI remained low in major markets like - Raipur & Bellary for standalone manufacturers. SteelMint in data analysed that standalone sponge plants are experiencing a gap of around INR 1,500-2,000/t between production cost & selling prices

Continued

Snap Shot - Indian Domestic Prices (INR/MT)					
COMMODITY	PARTICULAR	SIZE, GRADE	PRICE	CHANGE	M-O-M
Fines/lumps 2	Iron Ore Index	5-18 mm, Fe 63%, DR Grade	3,450	0	- 50
Fines/lumps 2	Iron Ore Index	0-10 mm, Fe 63%	1,900	0	0
Iron Ore 3	NMDC	6-40 mm, Fe 65.5%	2,250	- 400	- 400
Iron Ore 3	NMDC	0 -10 mm, Fe 64%	1,960	- 400	- 400
Pellets 2	Raipur	6-20 mm, Fe 64/63%	6,000	0	0
Pellets 2	Bellary	6-20 mm, Fe 63%	5,800	- 50	- 300
Coal 2	Ex-India (East)	25-90 MM, Met Coke	19,000	- 500	- 3,500
Mill Scale 2	FoR-Kandla	Fines, Fe 70/68%	2,750	0	- 150
Scrap 1	Ex-Mumbai	HMS	19,500	+ 100	- 1,000
Scrap 1	Ex-Alang	HMS	21,300	+ 300	- 600
Pig Iron 1	Ex-Ludhiana, Foundry	Foundry Grade	29,200	- 100	- 800
Sponge Iron 1	Ex-Raipur	Mix, FeM 80%, +/-1	16,400	+ 500	- 700
Sponge Pellet 1	Ex-Raipur	Lumps, FeM 80%, +/-1	15,500	+ 500	- 700
Billet 1	Ex-Mumbai	100x100mm, IS 2831	27,500	+ 100	- 2,000
Billet 1	Ex-Raipur	100x100mm, IS 2831	27,550	+ 250	- 1,500
TMT (Re-Bar) Secondary mills 1	Ex-Mumbai	12-25mm, Induction Grade, IS 1786- 500 Fe	31,600	0	- 2,600
TMT (Re-Bar) Secondary mills 1	Ex-Delhi/NCR	12-25mm, Induction Grade, IS 1786- 500 Fe	34,500	0	NA
Structure 1	Ex-Mumbai	40*40 Angle, Commercial Grade	34,400	0	- 1,100
Wire Rod 1	Ex-Raipur	5.5 mm, Wire Rod	30,500	+ 500	- 3,200
HRC 2	Ex-Delhi	2.5-8mm, IS2062	35,650	- 500	- 1,600
HRC 2	Ex-Mumbai	2.5-8mm, IS2062	35,750	0	- 1,000
CRC 2	Ex-Delhi	0.90mm, IS 513 Gr O	40,500	- 500	- 2,850
CRC 2	Ex-Mumbai	0.90mm, IS 513 Gr O	41,000	- 500	- 1,500
HR Plate2	Ex-Mumbai	5-10mm, IS2062	35,250	- 500	- 1,500
GP 2	Ex-Mumbai	0.8mm, 120 GSM	47,500	0	NA
Silico Manganese 2	Ex-Raipur	60-14	59,500	0	- 3,312
Ferro Manganese 2	Ex-Raipur	HC 70%	65,000	0	- 3,000
Ferro Chrome 2	Ex-Jajpur	HC 60%	64,750	0	+ 750
Manganese Ore 2	Ex Balaghat, MOIL	Lumps, Mn 37%, Fe 7.5%	15,666	0	- 1,740
Chrome Ore 2	Ex-Odisha OMC, E-auction	Lumps, Friable 48-50%	8,407	NA	+ 1,882

*Basic Price GST @ 18% extra
1-Daily Assessment, 2-Weekly Assessment, 3-Monthly Assessment, W-O-W -> Week On Week, M-O-M -> Month On Month

- » Indian billet export prices fall marginally in recent deals
- » India: Ferro-chrome prices stabilize ahead of Chinese purchase tender outcome
- » Indian HRC trade prices remain under pressure on tepid demand
- » Indian steel market update- 24 June'20
- » Indian sponge iron prices less likely to fall further - SteelMint Analysis





Indian billet export prices fall marginally in recent deals

Indian billet export prices have inched down marginally in recent deals. Since last week, Indian mills are reported to book approximately 80,000 t billets. According to trade sources, ...

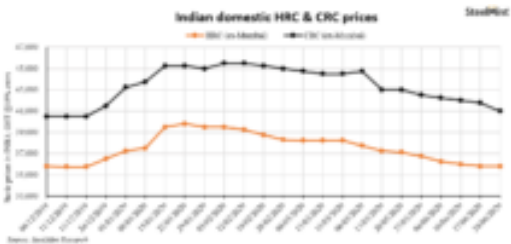
ON: 2020-06-24 By: Category: Semi Finished



India: Ferro-chrome prices stabilize ahead of Chinese purchase tender outcome

Indian ferro-chrome prices have been down-trending since past week. However, the fall has paused despite increasing selling pressure before the release of Chinese purchase tenders. The...

ON: 2020-06-24 By: Category: Ferro Alloy



Indian HRC trade prices remain under pressure on tepid demand

This week domestic HRC trade prices fell further by around INR 250-500/t owing to lower sales, liquidity issues, and sluggish demand hovering in the domestic market. Current HRC & ...

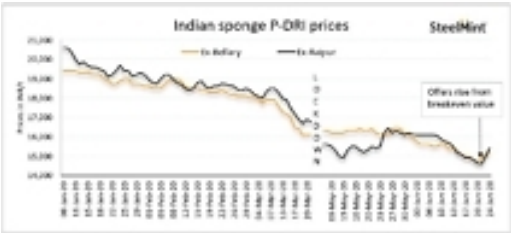
ON: 2020-06-24 By: Category: Finish Flat



Indian steel market update- 24 June'20

Indian rebar & billet prices increased further by INR 100-400/t, while sponge iron surged upto INR 500/t on d-o-d basis in major markets. Sources reported improved demand since las...


ON: 2020-06-24 By: Category: Semi Finished



Indian sponge iron prices less likely to fall further - SteelMint Analysis

After hitting over 3 years low, the domestic sponge iron prices rebounded yesterday by INR 200-500/t in major locations on account of improved demand and rally in billet prices. As per...

ON: 2020-06-24 By: Category: Scrap & Metallica



India sets final dumping duties on coated steel

India has imposed final anti-dumping duties on flat-rolled steel coated with an alloy of aluminium and zinc imported from China, South Korea and Vietnam for a period of five years that...

ON: 2020-06-24 By: Category: Finish Flat

[more news](#)

Iron Ore

PARTICULAR/DELIVERY	SIZE/GRADE	DELIVERY	PRICE	MIN	MAX	W-O-W	M-O-M	3M-O-M
Indian prices (in INR/MT)			As on Week 26 (22 Jun - 28 Jun)					
NMDC	0 -10 mm, Fe 64%	F.O.R Siding	1,960	1,960	1,960	- 400	- 400	- 950
NMDC	6-40 mm, Fe 65.5%	F.O.R Siding	2,250	2,250	2,250	- 400	- 400	- 950
Fines, Karnataka e-auction	0 -5 mm, Fe 60%	Ex-Mines	1,400	1,400	1,400	- 450	- 450	- 720
Lumps, Karnataka e-auction	10-20mm, Fe 63%	Ex-Mines	2,500	2,500	2,500	- 150	- 150	- 970
Odisha Iron Ore Index	5-18 mm, Fe 63%, DR Grade	Ex-mines	3,450	3,400	3,500	0	- 50	NA
Odisha Iron Ore Index	0-10 mm, Fe 63%	Ex-mines	1,900	1,800	200	0	0	NA
Odisha Iron Ore Index	10-30mm, Fe 63%, BF Grade	Ex-mines	3,000	2,900	3,200	0	0	NA

Prices last updated on: 2020-06-19,Odisha index prices are ex-mines & inclusive of Royalty, DMF & NMET; NMDC Royalty, DMF & other taxes extra, Karnataka Prices in INR/MT, Royalty@15%

Global prices (in USD/MT)			As on 25 Jun 2020					
CNF China	Fines, Fe 61.5% (Australia Origin), Australia	-	\$99	NA	NA	0	+ 8	+ 21
CNF India	Lumps, Fe 64% (South Africa origin), South Africa	-	\$107.5	\$105	\$110	0	- 2.5	0

Prices last updated on: 2020-06-24 11:06:11,Prices on DMT basis (Daily Assessment) , India- Single Port Loading , FOB prices including demurrage , June to November: Moisture@ 10% , December to May: Moisture@ 8% , Or, actual moisture as per cargo certificate submitted by shipper to be adjusted

Pellets

Indian prices (in INR/MT)			As on Week 26 (22 Jun - 28 Jun)					
Ex-Barbil	6-20 mm, Fe 64/63%	FOR Siding	5,450	5,400	5,500	0	- 50	NA
Ex-Durgapur	6-20 mm, Fe 63%	Ex-Works	5,650	5,500	5,800	- 300	- 25	NA
Ex-Raipur	6-20 mm, Fe 64/63%	Ex-Works	6,000	6,000	6,000	0	0	NA
Ex-Bellary	6-20 mm, Fe 63%	Ex-Works	5,800	5,700	5,900	- 50	- 300	NA

Prices last updated on: 2020-06-23,Weekly Assessment, GST @ 5% extra., Barbil and Kandla - Prices Loaded to Wagons

Global prices (in USD/MT)			As on Week 26 (22 Jun - 28 Jun)					
CNF China	6-20 mm, Fe 64% (India Origin), India	-	\$111	\$110	\$112	- 2	- 1	NA
	6-20 mm, Fe 65% (Brazil Origin), Brazil	-	\$122	NA	NA	- 4	+ 1	NA
FOB India	6-20 mm, Fe 64%	-	\$99	\$98	\$100	- 2.5	- 3.5	NA

Prices last updated on: 2020-06-23,

Coal

Global prices (in USD/MT)			As on Week 26 (22 Jun - 28 Jun)					
FOB Australia	Premium HCC	-	\$112.5	NA	NA	+ 3.5	- 0.5	- 35

Prices last updated on: ,

Scrap

Indian prices (in INR/MT)			As on 25 Jun 2020					
Ex-Alang	HMS(80:20)	Ex-Yard	21,300	21,200	21,400	+ 300	- 600	- 1,300
Ex-Mumbai	HMS(80:20)	DAP	19,500	19,400	19,600	+ 100	- 1,000	- 3,000
Ex-Chennai	HMS(80:20)	DAP	21,300	21,200	21,400	+ 300	+ 300	- 500
Ex-Alang	HMS(80:20), Ship Breaking	Ex-Yard	21,300	21,200	21,400	+ 300	- 600	- 1,300

Prices last updated on: 2020-06-24 10:59:25,Daily Assessment , Basic Price GST @ 18% extra,

Global prices (in USD/MT)			As on Week 26 (22 Jun - 28 Jun)					
CNF India	HMS 1&2(80:20) (Containers, Europe Origin), Europe	-	\$255	\$253	\$259	0	+ 5.33	NA
	Shredded (Containers, Europe Origin), Europe	-	\$284	\$280	\$286	0	+ 7	+ 42
CNF Turkey	HMS 1&2(80:20) (Bulk, US Origin), USA	-	\$267	\$265	\$269	0	+ 13	+ 55

Prices last updated on: 2020-06-24,Weekly Assessment

Note:- W-O-W -> Week On Week, M-O-M -> Month On Month

Sponge

REGION	PARTICULAR	SPONGE IRON (C-DRI)				PELLET SPONGE (P-DRI)			
		PRICE	CHANGE	W-O-W	M-O-M	PRICE	CHANGE	W-O-W	M-O-M
Indian prices (in INR/MT)						As on 24 Jun 2020			
East India	Durgapur	16,750	+ 250	+ 250	- 750	15,750	+ 250	+ 250	- 750
East India	Rourkela	15,700	+ 100	- 100	- 700	-	-	-	-
Central India	Raigarh	16,100	+ 100	+ 500	- 500	15,100	+ 100	+ 500	- 500
Central India	Raipur	16,400	+ 500	+ 500	- 700	15,500	+ 500	+ 600	- 700
South India	Bellary	15,400	0	- 300	- 1,100	15,200	+ 100	+ 200	- 1,200
South India	Hyderabad	-	-	-	-	15,700	+ 100	- 100	- 1,300

All prices are basic, GST extra.

Scrap

PARTICULAR/DELIVERY	SIZE/GRADE	DELIVERY	PRICE	MIN	MAX	W-O-W	M-O-M	3M-O-M
Indian prices (in INR/MT)			As on 25 Jun 2020					
Ex-Mandi	HMS(80:20), Old Scrap	DAP	20,700	20,500	20,800	0	- 600	- 100
Ex-Durgapur	HMS(80:20)	DAP	22,700	22,500	22,900	+ 200	- 1,300	+ 700
Ex-Raipur	HMS(80:20)	DAP	21,800	21,600	22,000	0	- 900	- 200
	End Cutting	DAP	22,800	22,600	23,000	0	- 900	- 200
Ex-Ahmedabad	HMS(80:20)	DAP	21,000	20,800	21,200	+ 300	NA	- 1,100
Ex-Mumbai	HMS(80:20)	DAP	19,500	19,400	19,600	+ 100	- 1,000	- 3,000
Ex-Chennai	HMS(80:20)	DAP	21,300	21,200	21,400	+ 300	+ 300	- 500
Ex-Hyderabad	HMS, Commercial Grade	DAP	16,500	16,300	16,600	0	- 3,100	- 2,000

Prices last updated on: 2020-06-24 17:24:06,Daily Assessment , Basic Price GST @ 18% extra,

Pig Iron

Indian prices (in INR/MT)			As on 25 Jun 2020					
Ex-Ludhiana	Steel Grade	Ex-Works	26,400	26,300	26,500	0	- 100	- 2,000
Ex-Durgapur	Steel Grade	Ex-Works	23,100	22,900	23,300	0	- 700	- 1,700
Ex-Rourkela	Steel Grade	Ex-Works	22,600	22,500	22,700	0	+ 500	NA
Ex-Raigarh	Steel Grade	Ex-Works	23,450	23,400	23,500	+ 250	- 350	- 2,150
Ex-Raipur	Steel Grade	Ex-Works	23,500	23,400	23,600	- 100	- 500	- 3,000
Ex-Ludhiana	Foundry Grade	Ex-Works	29,200	29,100	29,300	- 100	- 800	- 1,200
Ex-Durgapur	Foundry Grade	Ex-Works	28,000	28,000	28,200	0	- 300	NA

Prices last updated on: 2020-06-24 16:40:39,Indian pig iron price assessment frequency has been increased from weekly to daily basis.

Sponge Iron (C-DRI) -78-80 FeM (Recovery 85%)

Scrap - HMS, Mixed (Recovery 94%)

Pig Iron - Steel Grade, 0.5 -1.4% Silicon

Take Business
Decisions on
Facts not only
on Guts !

SteelMint®
Steeling is Basic

NEWS
Latest news, analysis & trends from global steel market

PRICES
Prices of more than 200 steel & related commodities

TENDER
Live tenders from around the globe. Result tracking and more

PLANTBEE
Buy, Sell, Rent used plants & machinery

EVENTS
A place for knowledge, innovation & networking

STEELMINT APP

For reliable Steel industry intelligence and data

FOR TRIAL

Give A Missed Call on 07961730330

or SCAN QR CODE

TO DOWNLOAD

or VISIT www.steelmint.com/mobile

Steel Industry Intelligence acknowledged by leaders

Indepth • Credible • Independent

Web: www.steelmint.com | Email: info@steelmint.com | Mob: +91 97700 56666

Ingot/Billet

REGION	PARTICULAR	INGOT			BILLET			REBAR		
		PRICE	CHANGE	M-O-M	PRICE	CHANGE	M-O-M	PRICE	CHANGE	M-O-M
Indian prices (in INR/MT) As on 24 Jun 2020										
North India	Ghaziabad	29,200	+ 100	- 1,500	-	-	-	-	-	-
	Mandi Gobindgarh	30,400	- 150	- 750	30,550	- 150	- 750	35,600	+ 100	- 800
	Muzaffarnagar	29,100	0	- 1,600	-	-	-	33,500	0	- 2,000
East India	Durgapur	27,000	0	- 1,100	27,450	- 50	- 1,150	31,800	+ 100	- 2,500
	Rourkela	26,500	+ 250	- 1,400	26,850	+ 250	- 1,450	31,300	- 100	- 4,000
Central India	Raigarh	26,650	+ 150	- 1,250	27,100	+ 300	- 1,400	31,100	0	- 4,000
	Raipur	27,300	+ 300	- 1,200	27,550	+ 250	- 1,500	31,100	+ 200	- 4,200
West India	Ahmedabad	28,300	0	- 500	28,600	+ 100	- 400	33,700	+ 100	- 1,400
	Goa	27,200	0	- 2,500	27,500	0	- 2,500	33,400	+ 500	- 3,400
	Jaipur	29,300	+ 200	- 700	-	-	-	-	-	-
	Mumbai	27,200	+ 100	- 2,000	27,500	+ 100	- 2,000	31,600	0	- 2,600
South India	Hyderabad	27,400	+ 200	- 1,800	27,700	+ 200	- 1,800	32,400	+ 400	- 2,600
	Chennai	-	-	-	29,500	0	- 1,400	35,700	+ 100	- 700
	Bangalore	-	-	-	-	-	-	34,300	0	- 2,100

All prices are basic, GST @ 18% extra.

Rebar (Medium & Small Scale Producers)

PARTICULAR/DELIVERY	SIZE/GRADE	DELIVERY	PRICE	MIN	MAX	PRICE @ 18% GST	W-O-W	M-O-M	3M-O-M
Indian prices (in INR/MT)As on 25 Jun 2020									
Ex-Mandi Gobindgarh	12-25mm	Ex-Works	35,600	35,400	35,800	42,000	+ 100	- 800	+ 1,200
Ex-Muzaffarnagar	12-25mm	Ex-Works	33,500	33,300	33,600	39,500	0	- 2,000	+ 1,900
Ex-Durgapur	12-25mm	Ex-Works	31,800	31,600	32,000	37,500	+ 100	- 2,500	+ 1,200
Ex-Rourkela	12-25mm	Ex-Works	31,300	31,200	31,400	36,900	- 100	- 4,000	+ 400
Ex-Raigarh	12-25mm	Ex-Works	31,100	31,000	31,200	36,700	0	- 4,000	+ 600
Ex-Raipur	12-25mm	Ex-Works	31,100	30,900	31,200	36,700	+ 200	- 4,200	+ 200
Ex-Ahmedabad	12-25mm	Ex-Works	33,700	33,500	33,900	39,800	+ 100	- 1,400	- 600
Ex-Goa	12-25mm	Ex-Works	33,400	33,200	33,600	39,400	+ 500	- 3,400	- 700
Ex-Mumbai	12-25mm	Ex-Works	31,600	31,400	31,700	37,300	0	- 2,600	- 1,800
Ex-Bangalore	12-25mm	Ex-Works	34,300	34,100	34,500	40,500	0	- 2,100	+ 700
Ex-Chennai	12-25mm	Ex-Works	35,700	35,600	36,000	42,100	+ 100	- 700	+ 1,000
Ex-Hyderabad	12-25mm	Ex-Works	32,400	32,300	32,500	38,200	+ 400	- 2,600	- 100

Prices last updated on: 2020-06-24 17:16:03,Daily Assessment, Induction Grade, Grade-500 Fe, Basic Price GST @ 18% extra ,

Structure (Medium & Small Scale Producers)

REGION/ZONE	PARTICULAR	40 ANGLE	CHANGE	M-O-M	75 CHANNEL	CHANGE	M-O-M	200 BEAM	CHANGE	M-O-M
Indian prices (in INR/MT)As on 25 Jun 2020										
North India	Ghaziabad	-	-	-	-	-	-	35,100	0	- 900
East India	Durgapur	31,300	0	- 800	33,800	0	- 800	32,800	0	- 800
Central India	Raipur	-	-	-	31,700	+ 400	- 1,500	31,400	+ 100	- 2,400
West India	Ahmedabad	33,200	+ 200	- 1,000	33,200	+ 200	- 1,000	34,200	+ 200	- 1,000
West India	Mumbai	34,400	0	- 1,100	35,200	0	- 1,100	35,600	0	- 1,100
South India	Hyderabad	33,700	0	- 1,200	33,300	0	- 1,200	-	-	-

Indian Structure price assessment frequency has been increased from weekly to daily basis, All prices are basic,Commercial Grade, Basic Price GST @ 18% extra

Ingot - 3.5"*4.5", Commercial Grade	Billet - 100*100, 125*125, S+P> 0.1 % ,	Re-bar - 12mm, Fe 500 Grade Structure - Commercial Grade, 40x40 Angle
-------------------------------------	---	--

Note:- W-O-W -> Week On Week, M-O-M -> Month On Month

Wire Rod

PARTICULAR	SIZE/GRADE	RAIPUR	CHANGE	W-O-W	DURGAPUR	CHANGE	W-O-W
Indian prices (in INR/MT)				As on date 24-Jun-2020			
5.5 mm, Wire Rod, Induction grade		30,500	+ 500	- 200	31,300	+ 300	- 700
12 Gauge, HB Wire, Induction grade		-	-	-	33,700	+ 300	- 1,200
12 Gauge HB Wire, Induction grade		33,800	+ 600	+ 100	-	-	-
20 Gauge, Binding Wire, Induction grade		39,500	+ 500	- 300	41,000	0	- 1,000
12 Gauge, GI Wire, Induction grade		41,800	+ 500	+ 200	42,000	0	- 1,400
12*12 Gauge, Barbed Wire, Induction grade		44,800	+ 500	- 200	47,000	0	- 1,900

Weekly Assessment,Commercial Grade, Basic Price GST @ 18% extra

Finished Flat

REGION	PARTICULAR	HRC				CRC			
		PRICE	CHANGE	W-O-W	M-O-M	PRICE	CHANGE	W-O-W	M-O-M
Indian prices (in INR/MT)						As on 24 Jun 2020			
North India	Delhi	35,650	- 500	- 500	- 1,600	40,500	- 500	- 500	- 2,850
North India	Ludhiana	36,750	- 50	- 50	- 375	41,250	- 500	- 500	- 1,000
East India	Kolkata	34,250	- 500	- 500	- 1,875	41,250	0	0	- 875
West India	Ahmedabad	36,750	- 50	- 50	- 550	42,250	- 500	- 500	- 2,000
West India	Mumbai	35,750	0	0	- 1,000	41,000	- 500	- 500	- 1,500
South India	Chennai	37,500	- 250	- 250	- 750	41,500	- 500	- 500	- 1,250
South India	Hyderabad	38,250	0	0	- 500	42,250	0	0	- 500

All prices are basic, GST @ 18% extra.

Ferro Alloys

PARTICULAR/DELIVERY	SIZE/GRADE	DELIVERY	PRICE	MIN	MAX	W-O-W	M-O-M	3M-O-M
SILICO MANGANESE	25-150 mm, 60-14	Ex-Durgapur	60,500	60,000	61,000	+ 500	- 2,250	NA
	60-14	Ex-Raipur	59,500	NA	NA	0	- 3,312	NA
FERRO SILICON	HC 70%	Ex-Guwahati	77,500	77,000	78,000	- 2,500	- 6,750	- 9,500
FERRO MANGANESE	HC 70%	Ex-Durgapur	63,000	NA	NA	0	- 4,000	+ 1,000
FERRO CHROME	HC 60%	Ex-Jajpur	64,750	64,500	65,000	0	+ 750	NA
CHROME ORE	Friable 54%+	Ex-Jajpur (OMC-eAuction)	9,804	NA	NA	NA	+ 1,532	+ 1,469

Prices last updated on: 2020-06-09,OMC E-Auction Prices Including Royalty

FERRO CHROME	10-150mm, HC 60% (cents/lb), India	CNF China	ø68/lb	NA	NA	0	0	NA
FERRO MANGANESE	HC 75%	FOB India	\$900	NA	NA	0	- 50	- 5
SILICO MANGANESE	65-16	FOB India	\$920	NA	NA	+ 20	- 35	NA

Prices last updated on: 2020-06-22,Weekly Assessment

Note:- W-O-W -> Week On Week, M-O-M -> Month On Month

Global Prices

China

COMMODITY	PARTICULAR	GRADE/SIZE	PRICE	CHANGE	W-O-W	M-O-M	3M-O-M
Export							
Billet	FOB China	125*125, BF Grade	\$412	+ 5	+ 5	+ 12	+ 37.5
TMT (Re-Bar)	FOB China	Commerical	\$460	0	0	+ 10	+ 17.5
Wire Rod	FOB China	5.5mm	\$457	- 2.5	- 2.5	+ 10	+ 5
HRC	FOB China	2.5mm	\$443	- 2	- 2	+ 10	+ 28
CRC	FOB China	0.90 mm	\$493	0	0	+ 23	+ 19

Import

Iron Ore	CNF China	Lumps Fe 64/63%, South Africa	\$105	+ 1	- 3	+ 4	0
Iron Ore	CNF China	Fines Fe 62%, Australia	\$103	0	- 1	+ 8	+ 21
Pellets	CNF China	6-20mm, BF Grade	\$122	- 4	- 4	+ 1	NA
Coking Coal	CNF China	Premium HCC, Australia	\$123	+ 3	+ 3	- 1	- 33.5
Mill Scale	CNF China	70/68%	NA	NA	NA	NA	NA
FeCr	CNF China	HC 60%	ø68/lb	0	0	0	NA
Mn Ore	CNF China	Mn 46% Lumps, Australia	\$5.6/dmtu	- 0.25	0	- 1.25	+ 0.9
Mn Ore	CNF China	Mn 38%, South Africa	\$4.85/dmtu	- 0.15	0	- 1.6	+ 0.7

CIS Nations

COMMODITY	PARTICULAR	GRADE/SIZE	PRICE	CHANGE	W-O-W	M-O-M	3M-O-M
Export							
Billet	FOB Black Sea	125*125, BF Grade	\$370	- 1.5	- 1.5	+ 14.5	+ 36
Slabs	FOB Black Sea	Commercial	\$373	0	0	+ 25	+ 38
Pig Iron	FOB Black Sea	Steel Grade	\$313	+ 3	+ 3	+ 18	+ 10.5
TMT (Re-Bar)	FOB Black Sea	Commercial	\$408	- 2	- 2	+ 31	+ 33
HRC	FOB Black Sea	2.5mm	\$410	+ 2	+ 2	+ 52	- 10
CRC	FOB Black Sea	0.90mm	\$465	+ 2	+ 2	+ 55	- 40

Japan/Korea

COMMODITY	PARTICULAR	GRADE/SIZE	PRICE	CHANGE	W-O-W	M-O-M	3M-O-M
Export							
HRC	FOB Korea	2.5mm	\$440	0	0	+ 7	- 5
Import							
FeCr	CNF Japan	HC 60%	ø71/lb	0	0	0	NA

Note:- W-O-W -> Week On Week, M-O-M -> Month On Month, All prices are weekly assessment, Iron Ore are daily assessment

India

COMMODITY	PARTICULAR	GRADE/SIZE	PRICE	CHANGE	W-O-W	M-O-M	3M-O-M
-----------	------------	------------	-------	--------	-------	-------	--------

Export

Iron Ore	FOB India	Fines, Fe 58/57%	NA	NA	NA	NA	NA
Mill Scale	FOB India	70/68%	NA	NA	NA	NA	NA
Billet	FOB India	95*95mm	\$388	0	0	+ 5	+ 29
Billet	FOB India	150*150mm	\$383	0	0	+ 5	+ 29
Pig Iron	FOB India	Steel Grade	\$303	0	0	- 2	0
HRC	FOB India	2.5mm	\$440	0	0	+ 17	+ 29
CRC	FOB India	0.9mm	\$475	+ 10	+ 10	+ 22	- 20
SiMn	FOB India	60/14%	\$817.5	+ 27.5	+ 27.5	- 15	NA
FeMn	FOB India	HC 75%	\$900	0	0	- 50	- 5
FeSi	FOB Bhutan	70-75%	\$1,100	0	0	- 100	- 200

Import

Iron Ore	CNF India	Lumps Fe 64%, South Africa	\$107.5	0	- 5	- 2.5	0
Scrap	CNF India	HMS 1&2 ,Middle East	\$240	0	0	NA	NA
Scrap	CNF India	Shredded, Europe	\$284	0	- 3.33	+ 7	+ 42
Coking Coal	CNF India	Premium HCC, Australia	\$124.15	+ 4.75	+ 4.75	+ 1.65	- 32.7
Non-Coking Coal	CNF India	RB2 5500 NAR, South Africa	NA	NA	NA	NA	NA
Met Coke	CNF India	62%, China	NA	NA	NA	NA	NA
Pellets	CNF India	6-20mm, BF Grade	NA	NA	NA	NA	NA
Wire Rod	CNF India	5.5mm, China	\$452	+ 9.5	+ 9.5	+ 9.5	+ 2
HRC	CNF India	2.5mm, China	\$468	+ 8	+ 8	+ 10	+ 28
HRC	CNF India	2.5mm, Korea	\$465	0	0	+ 60	- 38
CRC	CNF India	0.90mm, China	\$518	0	0	+ 23	+ 18
HR Plate	CNF India	A 36	NA	NA	NA	NA	NA
Mn Ore	CNF India	Mn 38%, South Africa	\$4.85/dmtu	- 0.15	0	- 1.6	+ 0.7

Europe & US

COMMODITY	PARTICULAR	GRADE/SIZE	PRICE	CHANGE	W-O-W	M-O-M	3M-O-M
-----------	------------	------------	-------	--------	-------	-------	--------

Export

Pig Iron	FOB Brazil	Steel Grade	\$300	+ 5	+ 5	+ 5	- 17
----------	------------	-------------	-------	-----	-----	-----	------

Import

Scrap	CFR Turkey	HMS (80:20), US	\$267	0	- 1	+ 13	+ 55
HRC	CIF Europe	2.5mm	\$483	- 2	- 2	+ 10	+ 28

Middle East & Africa

COMMODITY	PARTICULAR	GRADE/SIZE	PRICE	CHANGE	W-O-W	M-O-M	3M-O-M
-----------	------------	------------	-------	--------	-------	-------	--------





























































Export

Iron Ore	FoB South Africa	Lumps, Fe 64/63%	NA	NA	NA	NA	NA
Non Coking Coal	FoB South Africa	RB2 5500 NAR	NA	NA	NA	NA	NA

Import

Billet	CNF Dubai	125*125, China	NA	NA	NA	NA	NA
HRC	CNF Dubai	2.5mm, China	\$455	+ 50	+ 50	+ 70	+ 40

Note:- W-O-W -> Week On Week, M-O-M -> Month On Month, All prices are weekly assessment, Iron Ore are daily assessment

Live Tenders						
Company	Type	Grade	Quantity	Expiry Date	Location	View
Billet/ingot/slab						
SAIL	Sell	240*350*350.000*11400.000	1,953 MT	29 Jun, 2020	 Kolkata, West Bengal, India	
SAIL	Sell	Secondary steels	21,859 MT	27 Jun, 2020	 Bhilai, Chattisgarh, India	
Coking						
RINL	Buy	Low Ash Coking Coal	4 MnT	30 Oct, 2020	 Visakhapatnam, Andhra Pradesh, India	
RINL	Buy	Anthracite coal	5,000 MT	03 Jul, 2020	 Vishakhapatnam, Andhra Pradesh, India	
BCCL	Sell	Coking coal	100,000 MT	26 Jun, 2020	 Dhanbad, Jharkhand, India	
Ferro Manganese						
MOIL Limited	Sell	70-72%	8,750 MT	25 Jun, 2020	 Nagpur, Maharashtra, India	
Fines/lumps						
SAIL	Sell	Kiriburu Iron Ore Fines Size: [-10 mm] Fe:62% (Indicative)	200,000 MT	14 Jul, 2020	 Kolkata, West Bengal, India	
SAIL	Sell	Meghahatuburu Iron Ore Fines Size: [-10 mm] Fe:62% (Indicati	300,000 MT	08 Jul, 2020	 Kolkata, West Bengal, India	
SAIL	Sell	Gua Iron Ore Fines (From old dump) Size: [-10 mm] Fe:60% (In	500,000 MT	30 Jun, 2020	 Kolkata, West Bengal, India	
SAIL	Sell	Iron Ore Rajhara Mine	28,000 MT	22 Jul, 2020	 Bhilai, Chattisgarh, India	
SAIL	Sell	(Dump fines) Size: [-]10 mm Fe:59%	200,000 MT	10 Jul, 2020	 Kolkata, West Bengal, India	
SAIL	Sell	Dalli Fines Size:[-10 mm] Fe:62.96%	28,000 MT	04 Jul, 2020	 Bhilai, Chattisgarh, India	
MSTC	Sell	Lumps & fines	1,021,895 MT	26 Jun, 2020	 Bangalore, Karnataka, India	
SAIL	Sell	Bolani - Iron Ore Fines Size: [-]10 mm Fe:62.5%	100,000 MT	07 Jul, 2020	 Kolkata, West Bengal, India	
SAIL	Sell	Bolani Iron Ore Fines (Dump fines) Size: [-]10 mm Fe:59%	100,000 MT	10 Jul, 2020	 Kolkata, West Bengal, India	
Paradip Port Trust	Sell	fines pallets/ lumps	33,680 MT	15 Jul, 2020	 Paradip, Odisha, India	
OMDC	Services	Mining work contract	1 MT	03 Jul, 2020	 Barbil, Odisha, India	
Hrc						
TATA Steel	Sell	Sheet cutting	634 MT	25 Jun, 2020	 Jamshedpur, Jharkhand, India	
TATA BSL LTD	Sell	less the 10t	400 MT	25 Jun, 2020	 Angul, Odisha, India	
Melting Scrap						
SAIL	Sell	BF-Fines	2,000 MT	25 Jun, 2020	 Burnpur, West Bengal, India	
NALCO	Sell	Melting	300 MT	26 Jun, 2020	 Angul, Odisha, India	
NALCO	Sell	Cathode Bar	900 MT	25 Jun, 2020	 Angul, Odisha, India	
Tata Steel Long Product limited	Sell	Melting scrap	3,800 MT	25 Jun, 2020	 Seraikela, Jharkhand	
Tata Metaliks Ltd	Sell	Melting	2,300 MT	26 Jun, 2020	 Kharagpur, West Bengal, India	
HMCL	Sell	Melting scrap	700 MT	26 Jun, 2020	 Haridwar, Uttarakhand, India	
Jindal Stainless Ltd	Sell	Cast iron	450 MT	26 Jun, 2020	 Jajpur, Odisha, India	
NTPC	Sell	Mixed melting	1,000 MT	07 Jul, 2020	 Patratu, Jharkhand, India	
MPL	Sell	Melting	286 MT	10 Jul, 2020	 Dhanbad, Jharkhand, India	
Pig Iron						
SAIL	Sell	Mixed Prime	3,000 MT	25 Jun, 2020	 Bhilai, Chattisgarh, India	
Rail						
SAIL	Sell	52kg rails	597 MT	01 Jul, 2020	 Bhilai, Chattisgarh, India	

[View All](#)



Some of
our Precious
Clients

.....and we are trying harder

REPORTS

- Daily Steel Report
- Ironore Insight
- Coal Review
- Scrap Insight
- Semi Finished And Finished Long
- Finished Flat
- Ferro Alloys Insight

SERVICES

- Steel Prices
- Steel News
- Archive Data
- Tenders
- Expert Comments

- Market Tracker
- Statistics
- Logistics
- Events
- Plant & Machinery For sale
- Global Steel Prices

SUBSCRIPTION/ TRIALS

www.steelmint.com
Ph: +919770056666
Email: info@steelmint.com

Bank Account Details
HDFC Bank, Raipur
Account Number - 01522560009922
IFSC Code - HDFC0000152

IDBI Bank, Raipur
Account Number - 0049102000048888
IFSC Code - IBKL0000851

OFFICES

SteelMint, Raipur
301, Jeevan Parisar
Rajeev Nagar, Raipur(C.G) - 492007
Telefax: +91-9770056666

SteelMint, Kolkata
Block A-11, 4th Floor,
FMC Fortuna Building,
234/ 3A AJC Bose Road
Kolkata -700020
Telefax: +91-7044070530

Disclaimer: SteelMint has taken due care and caution in compilation of content for its web site. Information is just for reference not intended for trading purpose or to address your particular requirement. The content includes facts, views, and opinions are of individuals and not that of the website or its management. We and our content licensors are not giving investment advice, tax advice, legal advice, or other professional advice. We and our content licensors do not guarantee or warrant the accuracy, completeness or timeliness of, or otherwise endorse these views, and opinions.

Users/Visitors have to make their own decisions based on their own independent enquiries, appraisals, judgement, wisdom and risks. SteelMint and its affiliates, or their employees, directors or agents shall not be liable or responsible for any loss or costs or any action whatsoever arising out of use or relying on the spot prices disseminated.

For details view [terms and condition](#).