

TAKE
BUSINESS
DECISIONS ON
FACTS
NOT ONLY ON
GUTS

Steelmint Launches
India Domestic Billet
Price Index EXW Raipur



- ✓ Credible & Transparent Prices
- ✓ Robust Methodology & Rationale
- ✓ IOSCO compliance
- ✓ Independent view of the market
- ✓ Enabling informed conversations & negotiations

Iran: Sizeable billet volumes traded on stable export offers

Sep 03, 2020
16:34

Iranian billet export offers continued to remain unchanged for this week as well. However, the country has booked decent volumes for China and Thailand. From the past three weeks, the export offers from the country are at \$400-405/t, FoB levels.

Most of the mills are now targeting above \$405/t, FoB levels, which is like an ambitious target considering the current market situation, said Planner official. Although the mills are likely to increase the offers by next Iranian week (Post Fri

Continued

Snap Shot - Global Prices (USD/MT)

COMMODITY	PARTICULAR	SIZE, GRADE	AS ON	PRICE	CHANGE	1M	3M
Iron Ore Fines ¹	China Imports	Fines, Fe 61.5%	03 Sep 10.33 IST	\$124	0	+ 7	+ 24
Iron Ore Lumps ¹	Indian Imports	Lumps, Fe 64%	03 Sep 10.33 IST	\$129	0	+ 6	+ 16.5
Pellets (Brazil) ²	China Imports	6-20 mm, Fe 65%	02 Sep 18.22 IST	\$141.5	+ 2	+ 13.5	+ 20
Pellets (India) ²	China Imports	6-20 mm, Fe 64%	02 Sep 18.22 IST	\$127.5	+ 4	+ 9.5	+ 10.5
Coking ²	Australia Exports	Premium HCC	31 Aug 19.22 IST	\$108.25	+ 0.75	+ 0.5	- 1.13
Met Coke ²	India Imports	64% CSR	31 Aug 19.23 IST	\$296	+ 1.5	+ 17	+ 14
Non Coking ²	India Imports	RB2	31 Aug 11.13 IST	\$58	+ 2	+ 7.5	+ 3
Graphite Electrode ²	China Exports	600mm, UHP	31 Aug 11.34 IST	18,750	0	0	NA
Scrap ²	India Imports	Shredded	02 Sep 18.38 IST	\$318	0	+ 8	+ 30.5
Scrap ²	Turkey Imports	HMS 1&2	02 Sep 18.38 IST	\$299	+ 11	+ 18.17	+ 34.5
Scrap ²	Pakistan Imports	Shredded	02 Sep 18.38 IST	\$318	0	+ 4.2	+ 27
Scrap ²	Bangladesh Imports	Shredded	02 Sep 18.38 IST	\$337	+ 12	+ 26.83	+ 39
Scrap (Ship Breaking) ²	India Imports	Containers	29 Aug 12.13 IST	\$350	- 10	+ 35	+ 35
Billet ²	India Exports	150*150, 3SP/4SP	01 Sep 17.47 IST	\$420	0	+ 20	+ 37
Billet ²	China Exports	150*150, Q235	01 Sep 17.47 IST	\$437	+ 7	+ 7.5	+ 29.5
Billet ²	Russia Exports	130*130, 3SP	01 Sep 17.47 IST	\$398	0	+ 7.5	+ 31.5
Billet ²	Iran Exports	130*130, 3SP	01 Sep 17.47 IST	\$403	0	+ 11.5	+ 39
Sponge Iron ²	India Exports	Lumps, FeM 80	29 Aug 13.47 IST	\$325	+ 5	+ 35	+ 55
Pig Iron ²	India Exports	Steel Grade	31 Aug 19.23 IST	\$355	NA	+ 20	+ 52
Pig Iron ²	Russia Exports	Steel Grade	31 Aug 19.23 IST	\$340	NA	+ 9	+ 30
HRC ²	China Exports	3-12mm, SS400	01 Sep 19.12 IST	\$523	+ 8	+ 28	+ 85
HRC ²	India Exports	2.5 mm, SAE1006	01 Sep 19.12 IST	\$512	+ 10	+ 17	+ 82
HRC ²	South Korea Exports	1.6-2.5mm, SAE 1006	01 Sep 19.12 IST	\$515	+ 17	+ 37	+ 80
HRC (China) ²	Vietnam Imports	2-3mm, SAE 1006	01 Sep 19.12 IST	\$530	+ 12	+ 17	+ 82
CRC ²	India Exports	0.9 mm, IS 513 Gr.O	02 Sep 13.12 IST	\$595	+ 30	+ 50	+ 130
CRC ²	China Exports	0.90mm, SPCC	02 Sep 13.12 IST	\$570	+ 12	+ 42	+ 75
HR Plate ²	China Exports	5-10mm, SS 400	02 Sep 13.16 IST	\$510	+ 5	+ 17	+ 35
GP ²	China Exports	DX51D+z80, Width 1,000-1,500 mm, thickness 0.5-2mm	02 Sep 13.14 IST	\$615	+ 7	+ 27	+ 67
Silico Manganese ²	India Exports	65-16	31 Aug 18.38 IST	\$910	0	+ 70	+ 10
Ferro Chrome ²	China Import	10-150mm, HC 60%	03 Sep 17.15 IST	¢67/lb	+ 1	+ 0.5	- 4
Manganese Ore ²	India Imports	Lumps, Mn 37%	29 Aug 14.30 IST	\$4.2/dmtu	- 0.075	+ 0.25	- 1.15
Ferro Manganese ²	India Exports	HC 75%	03 Sep 18.37 IST	\$900	0	+ 65	0
Ferro Silicon ²	Bhutan Exports	70%	27 Aug 20.36 IST	\$1,100	0	0	0

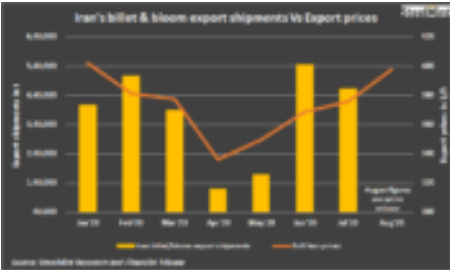
1-Daily Assessment, 2-Weekly Assessment, 3-Monthly Assessment, W-O-W:Week On Week, 1M: Change over last month, 3M: Change over last 3 months

Iran: Sizeable billet volumes traded on stable export offers

Iranian billet export offers continued to remain unchanged for this week as well. However, the country has booked decent volumes for China and Thailand. From the past three weeks, the ...

ON: 2020-09-03 Category: Semi Finished

[Read More](#)



Turkey: Imported scrap prices jump by around \$10 in recent deals

Turkish imported scrap prices have increased significantly over a week in recent deep-sea scrap cargo bookings being made. The scrap supply tightness over strong demand has continued t...

ON: 2020-09-03 Category: Scrap & Metallica

[Read More](#)



Chinese steel mills remain less active in exports on the firm domestic market

China's steel mills raised their steel export offering prices by another \$5-10/tonne last week, or at least two months in a row to reflect the appreciation of Yuan against the U.S. dol...

ON: 2020-09-03 Category: Finish Flat

[Read More](#)



Bangladesh: Bulk ferrous scrap imports plunge to over three years low in Aug

Bangladesh's bulk ferrous scrap imports witnessed a drastic fall of 86% m-o-m in Aug '20. The country imported 25,525 t scrap in Aug '20 as against 184,201 t recorded in the previous m...

ON: 2020-09-03 Category: Scrap & Metallica

[Read More](#)



Brazil: Iron ore exports drop 7% y-o-y in Aug'20

Brazil iron ore exports in the month of Aug decreased by nearly 7% and recorded at 31.32 mn t as against 33.81 mn t in Aug'19, as per data released by Brazil customs. The figures relea...

ON: 2020-09-03 Category: Iron Ore

[Read More](#)



Chinese scrap prices likely to remain high in Sept

The stability of China's steel scrap market is likely to continue and should keep domestic scrap prices hovering at their current high level, market watchers predicted Wednesday, obser...

ON: 2020-09-03 Category: Scrap & Metallica

[Read More](#)



[more news](#)

Entire quantity booked in OMC's iron ore auction; bids rise significantly

Sep 03, 2020
20:59

Odisha's state-owned miner- Odisha Mining Corporation (OMC) had scheduled iron ore e-auction today (3rd Sep'20). for 492,000 t. The auction received an overwhelming response as the entire quantity has been booked along with hike in bids upto 119%. The auction was conducted for 492,000 MT iron ore, out of which 474,000 t was iron ore fines and remaining 18,000 t was lumps. The miner had increased the base price by INR 300/t against last auction held in Jul

[Continued](#)

Snap Shot - Indian Domestic Prices (INR/MT)

COMMODITY	PARTICULAR	SIZE, GRADE	AS ON	PRICE	CHANGE	1M	3M
Fines/lumps ²	Iron Ore Index	5-18 mm, Fe 63%, DR Grade	29 Aug 13.51 IST	5,550	+ 250	+ 1,450	+ 2,100
Fines/lumps ²	Iron Ore Index	0-10 mm, Fe 63%	29 Aug 13.51 IST	2,950	- 100	+ 600	+ 1,050
Iron Ore ³	NMDC	6-40 mm, Fe 65.5%	13 Aug 17.10 IST	2,950	+ 500	+ 500	+ 700
Iron Ore ³	NMDC	0 -10 mm, Fe 64%	13 Aug 17.10 IST	2,660	+ 500	+ 500	+ 700
Pellets ²	Raipur	6-20 mm, Fe 64/63%	01 Sep 18.32 IST	8,850	+ 400	+ 1,650	+ 2,850
Pellets ²	Bellary	6-20 mm, Fe 63%	01 Sep 18.32 IST	7,800	- 100	+ 1,100	+ 1,850
Coal ²	Ex-India (East)	25-90 MM, Met Coke, Blast Furnace	02 Sep 20.26 IST	19,000	NA	+ 500	- 1,000
Graphite Electrode ³	Ex-India	-	-	-	-		
Mill Scale ²	FoR-Kandla	Fines, Fe 70/68%	29 Aug 16.11 IST	3,550	0	+ 300	+ 800
Scrap ¹	Ex-Mumbai	HMS	03 Sep 17.30 IST	23,800	0	+ 1,000	+ 2,800
Scrap ¹	Ex-Alang	HMS	03 Sep 17.30 IST	24,000	- 400	+ 500	+ 2,000
Pig Iron ¹	Ex-Cuttack	-	-	-	-		
Pig Iron ¹	Ex-Ludhiana, Foundary	Foundry Grade	03 Sep 16.11 IST	34,000	- 200	0	+ 4,400
Sponge Iron ¹	Ex-Raipur	Mix, FeM 80%, +/-1	03 Sep 16.50 IST	20,900	- 100	+ 1,100	+ 4,300
Sponge Pellet ¹	Ex-Raipur	Lumps, FeM 80%, +/-1	03 Sep 16.55 IST	19,900	- 100	+ 1,100	+ 4,150
Billet ¹	Ex-Mumbai	100x100mm, IS 2831	03 Sep 18.09 IST	30,400	- 200	+ 700	+ 1,200
Billet ¹	Ex-Raipur	100x100mm, IS 2831	03 Sep 18.09 IST	29,600	- 100	+ 150	+ 550
TMT (Re-Bar) Secondary mills ¹	Ex-Mumbai	12-25mm, Induction Grade, IS 1786- 500 Fe	03 Sep 17.13 IST	33,600	0	+ 900	- 500
TMT (Re-Bar) Secondary mills ¹	Ex-Delhi/NCR	12-25mm, Induction Grade, IS 1786- 500 Fe	03 Sep 17.13 IST	35,100	- 100	+ 1,100	- 1,400
Structure ¹	Ex-Mumbai	40*40 Angle, Commercial Grade	03 Sep 10.02 IST	36,100	0	+ 900	+ 500
Wire Rod ¹	Ex-Raipur	5.5 mm, Wire Rod, Induction grade	03 Sep 16.21 IST	32,900	0	+ 100	+ 400
HRC ²	Ex-Delhi	2.5-8mm, IS2062	02 Sep 17.48 IST	41,500	+ 750	+ 2,750	+ 5,000
HRC ²	Ex-Mumbai	2.5-8mm, IS2062	02 Sep 17.48 IST	41,500	+ 1,500	+ 2,750	+ 5,500
CRC ²	Ex-Delhi	0.90mm, IS 513 Gr O	02 Sep 17.45 IST	48,000	+ 1,750	+ 3,750	+ 5,750
CRC ²	Ex-Mumbai	0.90mm, IS 513 Gr O	02 Sep 17.45 IST	46,500	+ 750	+ 2,000	+ 4,500
HR Plate ²	Ex-Mumbai	5-10mm, IS2062	03 Sep 18.23 IST	40,125	+ 825	+ 1,500	+ 4,375
GP ²	Ex-Mumbai	0.8mm, 120 GSM	28 Aug 17.10 IST	48,750	0	+ 1,500	+ 1,500
Silico Manganese ²	Ex-Raipur	60-14	03 Sep 19.45 IST	62,750	0	+ 3,250	+ 3,000
Ferro Manganese ²	Ex-Raipur	HC 70%	03 Sep 18.37 IST	63,000	NA	+ 4,000	- 2,000
Ferro Chrome ²	Ex-Jajpur	HC 60%	03 Sep 17.14 IST	70,000	+ 4,000	+ 9,500	+ 4,000
Manganese Ore ²	Ex Balaghat, MOIL	Lumps, Mn 37%, Fe 7.5%	02 Sep 12.55 IST	12,451	NA	NA	- 3,215
Chrome Ore ²	Ex-Odisha OMC, E-auction	Lumps, Friable 48-50%	09 Jun 15.52 IST	8,407	NA	+ 1,882	+ 1,061


*Basic Price GST @ 18% extra
1-Daily Assessment, 2-Weekly Assessment, 3-Monthly Assessment, W-O-W: Week On Week, 1M: Change over last month, 3M: Change over last 3 months

Entire quantity booked in OMC's iron ore auction; bids rise significantly

Odisha's state-owned miner- Odisha Mining Corporation (OMC) had scheduled iron ore e-auction today (3rd Sep'20). for 492,000 t. The auction received an overwhelming response as the ent...

ON: 2020-09-03 Category: Iron Ore

[Read More](#)



Met Coke: Prices drift up as outlook improves on healthier demand

Chinese metallurgical coke export prices have recovered considerably over the past one month, on the back of resurging demand in the Asian spot markets. Indian met coke import prices h...

ON: 2020-09-03 Category: Coal

[Read More](#)



Indian low-grade iron ore fines export price increase sharply tracking global prices

SteelMint weekly low-grade (Fe 58/57%) FoB India iron ore fines price index increased sharply today (i.e 03rd Sept) by around \$9/t w-o-w to \$76/t FoB India. SteelMint's last week index...

ON: 2020-09-03 Category: Iron Ore

[Read More](#)

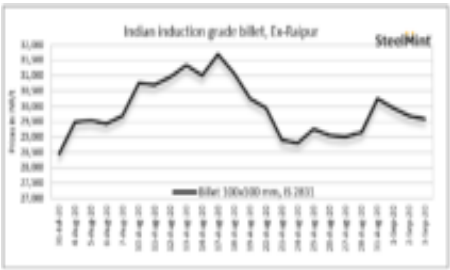


Indian DRI, billet & rebar update- 3rd Sept

Indian billet prices continued to decline by INR 100-500/t, following with the rebar prices declined by INR 100-400/t in many locations, however a hike of INR 200/t was noticed in Chen...

ON: 2020-09-03 Category: Semi Finished

[Read More](#)



SteelMint billet index fall by INR 100/t on fewer trades- 3rd Sep

SteelMint billet index (Exw Raipur) has been assessed at INR 29,600/t (-100), Exw Raipur on 3rd September, 18:00 IST. This index has been derived based on transactions, offers, bids, ...

ON: 2020-09-03 Category: Semi Finished

[Read More](#)



India: Bids increase by 26% in SAIL's iron ore fines auction from Chhattisgarh

Steel Authority of India Limited (SAIL) conducted an e-auction today for 28,000 t iron ore fines (Fe 62%) from its Dalli mines, Chhattisgarh. The company had set the base price for the...

ON: 2020-09-03 Category: Iron Ore

[Read More](#)

SAIL Iron ore fines e-auctions					
Auction Dates	Mines	Grade	Base	Offered Qty	Bid Price
17 Feb 20	Bhilai Iron Ore Mine	Fe 62%	India	100,000 t	INR 1,000/t
18 Feb 20	Bhilai Iron Ore Mine	Fe 62%	India	100,000 t	INR 1,000/t
19 Feb 20	Bhilai Iron Ore Mine	Fe 62%	India	100,000 t	INR 1,000/t
20 Feb 20	Bhilai Iron Ore Mine	Fe 62%	India	100,000 t	INR 1,000/t
21 Feb 20	Bhilai Iron Ore Mine	Fe 62%	India	100,000 t	INR 1,000/t
22 Feb 20	Bhilai Iron Ore Mine	Fe 62%	India	100,000 t	INR 1,000/t
23 Feb 20	Bhilai Iron Ore Mine	Fe 62%	India	100,000 t	INR 1,000/t
24 Feb 20	Bhilai Iron Ore Mine	Fe 62%	India	100,000 t	INR 1,000/t
25 Feb 20	Bhilai Iron Ore Mine	Fe 62%	India	100,000 t	INR 1,000/t
26 Feb 20	Bhilai Iron Ore Mine	Fe 62%	India	100,000 t	INR 1,000/t
27 Feb 20	Bhilai Iron Ore Mine	Fe 62%	India	100,000 t	INR 1,000/t
28 Feb 20	Bhilai Iron Ore Mine	Fe 62%	India	100,000 t	INR 1,000/t
29 Feb 20	Bhilai Iron Ore Mine	Fe 62%	India	100,000 t	INR 1,000/t
1 Mar 20	Bhilai Iron Ore Mine	Fe 62%	India	100,000 t	INR 1,000/t
2 Mar 20	Bhilai Iron Ore Mine	Fe 62%	India	100,000 t	INR 1,000/t
3 Mar 20	Bhilai Iron Ore Mine	Fe 62%	India	100,000 t	INR 1,000/t
4 Mar 20	Bhilai Iron Ore Mine	Fe 62%	India	100,000 t	INR 1,000/t
5 Mar 20	Bhilai Iron Ore Mine	Fe 62%	India	100,000 t	INR 1,000/t
6 Mar 20	Bhilai Iron Ore Mine	Fe 62%	India	100,000 t	INR 1,000/t
7 Mar 20	Bhilai Iron Ore Mine	Fe 62%	India	100,000 t	INR 1,000/t
8 Mar 20	Bhilai Iron Ore Mine	Fe 62%	India	100,000 t	INR 1,000/t
9 Mar 20	Bhilai Iron Ore Mine	Fe 62%	India	100,000 t	INR 1,000/t
10 Mar 20	Bhilai Iron Ore Mine	Fe 62%	India	100,000 t	INR 1,000/t
11 Mar 20	Bhilai Iron Ore Mine	Fe 62%	India	100,000 t	INR 1,000/t
12 Mar 20	Bhilai Iron Ore Mine	Fe 62%	India	100,000 t	INR 1,000/t
13 Mar 20	Bhilai Iron Ore Mine	Fe 62%	India	100,000 t	INR 1,000/t
14 Mar 20	Bhilai Iron Ore Mine	Fe 62%	India	100,000 t	INR 1,000/t
15 Mar 20	Bhilai Iron Ore Mine	Fe 62%	India	100,000 t	INR 1,000/t
16 Mar 20	Bhilai Iron Ore Mine	Fe 62%	India	100,000 t	INR 1,000/t
17 Mar 20	Bhilai Iron Ore Mine	Fe 62%	India	100,000 t	INR 1,000/t
18 Mar 20	Bhilai Iron Ore Mine	Fe 62%	India	100,000 t	INR 1,000/t
19 Mar 20	Bhilai Iron Ore Mine	Fe 62%	India	100,000 t	INR 1,000/t
20 Mar 20	Bhilai Iron Ore Mine	Fe 62%	India	100,000 t	INR 1,000/t
21 Mar 20	Bhilai Iron Ore Mine	Fe 62%	India	100,000 t	INR 1,000/t
22 Mar 20	Bhilai Iron Ore Mine	Fe 62%	India	100,000 t	INR 1,000/t
23 Mar 20	Bhilai Iron Ore Mine	Fe 62%	India	100,000 t	INR 1,000/t
24 Mar 20	Bhilai Iron Ore Mine	Fe 62%	India	100,000 t	INR 1,000/t
25 Mar 20	Bhilai Iron Ore Mine	Fe 62%	India	100,000 t	INR 1,000/t
26 Mar 20	Bhilai Iron Ore Mine	Fe 62%	India	100,000 t	INR 1,000/t
27 Mar 20	Bhilai Iron Ore Mine	Fe 62%	India	100,000 t	INR 1,000/t
28 Mar 20	Bhilai Iron Ore Mine	Fe 62%	India	100,000 t	INR 1,000/t
29 Mar 20	Bhilai Iron Ore Mine	Fe 62%	India	100,000 t	INR 1,000/t
30 Mar 20	Bhilai Iron Ore Mine	Fe 62%	India	100,000 t	INR 1,000/t
31 Mar 20	Bhilai Iron Ore Mine	Fe 62%	India	100,000 t	INR 1,000/t
1 Apr 20	Bhilai Iron Ore Mine	Fe 62%	India	100,000 t	INR 1,000/t
2 Apr 20	Bhilai Iron Ore Mine	Fe 62%	India	100,000 t	INR 1,000/t
3 Apr 20	Bhilai Iron Ore Mine	Fe 62%	India	100,000 t	INR 1,000/t
4 Apr 20	Bhilai Iron Ore Mine	Fe 62%	India	100,000 t	INR 1,000/t
5 Apr 20	Bhilai Iron Ore Mine	Fe 62%	India	100,000 t	INR 1,000/t
6 Apr 20	Bhilai Iron Ore Mine	Fe 62%	India	100,000 t	INR 1,000/t
7 Apr 20	Bhilai Iron Ore Mine	Fe 62%	India	100,000 t	INR 1,000/t
8 Apr 20	Bhilai Iron Ore Mine	Fe 62%	India	100,000 t	INR 1,000/t
9 Apr 20	Bhilai Iron Ore Mine	Fe 62%	India	100,000 t	INR 1,000/t
10 Apr 20	Bhilai Iron Ore Mine	Fe 62%	India	100,000 t	INR 1,000/t
11 Apr 20	Bhilai Iron Ore Mine	Fe 62%	India	100,000 t	INR 1,000/t
12 Apr 20	Bhilai Iron Ore Mine	Fe 62%	India	100,000 t	INR 1,000/t
13 Apr 20	Bhilai Iron Ore Mine	Fe 62%	India	100,000 t	INR 1,000/t
14 Apr 20	Bhilai Iron Ore Mine	Fe 62%	India	100,000 t	INR 1,000/t
15 Apr 20	Bhilai Iron Ore Mine	Fe 62%	India	100,000 t	INR 1,000/t
16 Apr 20	Bhilai Iron Ore Mine	Fe 62%	India	100,000 t	INR 1,000/t
17 Apr 20	Bhilai Iron Ore Mine	Fe 62%	India	100,000 t	INR 1,000/t
18 Apr 20	Bhilai Iron Ore Mine	Fe 62%	India	100,000 t	INR 1,000/t
19 Apr 20	Bhilai Iron Ore Mine	Fe 62%	India	100,000 t	INR 1,000/t
20 Apr 20	Bhilai Iron Ore Mine	Fe 62%	India	100,000 t	INR 1,000/t
21 Apr 20	Bhilai Iron Ore Mine	Fe 62%	India	100,000 t	INR 1,000/t
22 Apr 20	Bhilai Iron Ore Mine	Fe 62%	India	100,000 t	INR 1,000/t
23 Apr 20	Bhilai Iron Ore Mine	Fe 62%	India	100,000 t	INR 1,000/t
24 Apr 20	Bhilai Iron Ore Mine	Fe 62%	India	100,000 t	INR 1,000/t
25 Apr 20	Bhilai Iron Ore Mine	Fe 62%	India	100,000 t	INR 1,000/t
26 Apr 20	Bhilai Iron Ore Mine	Fe 62%	India	100,000 t	INR 1,000/t
27 Apr 20	Bhilai Iron Ore Mine	Fe 62%	India	100,000 t	INR 1,000/t
28 Apr 20	Bhilai Iron Ore Mine	Fe 62%	India	100,000 t	INR 1,000/t
29 Apr 20	Bhilai Iron Ore Mine	Fe 62%	India	100,000 t	INR 1,000/t
30 Apr 20	Bhilai Iron Ore Mine	Fe 62%	India	100,000 t	INR 1,000/t
31 Apr 20	Bhilai Iron Ore Mine	Fe 62%	India	100,000 t	INR 1,000/t
1 May 20	Bhilai Iron Ore Mine	Fe 62%	India	100,000 t	INR 1,000/t
2 May 20	Bhilai Iron Ore Mine	Fe 62%	India	100,000 t	INR 1,000/t
3 May 20	Bhilai Iron Ore Mine	Fe 62%	India	100,000 t	INR 1,000/t
4 May 20	Bhilai Iron Ore Mine	Fe 62%	India	100,000 t	INR 1,000/t
5 May 20	Bhilai Iron Ore Mine	Fe 62%	India	100,000 t	INR 1,000/t
6 May 20	Bhilai Iron Ore Mine	Fe 62%	India	100,000 t	INR 1,000/t
7 May 20	Bhilai Iron Ore Mine	Fe 62%	India	100,000 t	INR 1,000/t
8 May 20	Bhilai Iron Ore Mine	Fe 62%	India	100,000 t	INR 1,000/t
9 May 20	Bhilai Iron Ore Mine	Fe 62%	India	100,000 t	INR 1,000/t
10 May 20	Bhilai Iron Ore Mine	Fe 62%	India	100,000 t	INR 1,000/t
11 May 20	Bhilai Iron Ore Mine	Fe 62%	India	100,000 t	INR 1,000/t
12 May 20	Bhilai Iron Ore Mine	Fe 62%	India	100,000 t	INR 1,000/t
13 May 20	Bhilai Iron Ore Mine	Fe 62%	India	100,000 t	INR 1,000/t
14 May 20	Bhilai Iron Ore Mine	Fe 62%	India	100,000 t	INR 1,000/t
15 May 20	Bhilai Iron Ore Mine	Fe 62%	India	100,000 t	INR 1,000/t
16 May 20	Bhilai Iron Ore Mine	Fe 62%	India	100,000 t	INR 1,000/t
17 May 20	Bhilai Iron Ore Mine	Fe 62%	India	100,000 t	INR 1,000/t
18 May 20	Bhilai Iron Ore Mine	Fe 62%	India	100,000 t	INR 1,000/t
19 May 20	Bhilai Iron Ore Mine	Fe 62%	India	100,000 t	INR 1,000/t
20 May 20	Bhilai Iron Ore Mine	Fe 62%	India	100,000 t	INR 1,000/t
21 May 20	Bhilai Iron Ore Mine	Fe 62%	India	100,000 t	INR 1,000/t
22 May 20	Bhilai Iron Ore Mine	Fe 62%	India	100,000 t	INR 1,000/t
23 May 20	Bhilai Iron Ore Mine	Fe 62%	India	100,000 t	INR 1,000/t
24 May 20	Bhilai Iron Ore Mine	Fe 62%	India	100,000 t	INR 1,000/t
25 May 20	Bhilai Iron Ore Mine	Fe 62%	India	100,000 t	INR 1,000/t
26 May 20	Bhilai Iron Ore Mine	Fe 62%	India	100,000 t	INR 1,000/t
27 May 20	Bhilai Iron Ore Mine	Fe 62%	India	100,000 t	INR 1,000/t
28 May 20	Bhilai Iron Ore Mine	Fe 62%	India	100,000 t	INR 1,000/t
29 May 20	Bhilai Iron Ore Mine	Fe 62%	India	100,000 t	INR 1,000/t
30 May 20	Bhilai Iron Ore Mine	Fe 62%	India	100,000 t	INR 1,000/t
31 May 20	Bhilai Iron Ore Mine	Fe 62%	India	100,000 t	INR 1,000/t
1 Jun 20	Bhilai Iron Ore Mine	Fe 62%	India	100,000 t	INR 1,000/t
2 Jun 20	Bhilai Iron Ore Mine	Fe 62%	India	100,000 t	INR 1,000/t
3 Jun 20	Bhilai Iron Ore Mine	Fe 62%	India	100,000 t	INR 1,000/t
4 Jun 20	Bhilai Iron Ore Mine	Fe 62%	India	100,000 t	INR 1,000/t
5 Jun 20	Bhilai Iron Ore Mine	Fe 62%	India	100,000 t	INR 1,000/t
6 Jun 20	Bhilai Iron Ore Mine	Fe 62%	India	100,000 t	INR 1,000/t
7 Jun 20	Bhilai Iron Ore Mine	Fe 62%	India	100,000 t	INR 1,000/t
8 Jun 20	Bhilai Iron Ore Mine	Fe 62%	India	100,000 t	INR 1,000/t
9 Jun 20	Bhilai Iron Ore Mine	Fe 62%	India	100,000 t	INR 1,000/t
10 Jun 20	Bhilai Iron Ore Mine	Fe 62%	India	100,000 t	INR 1,000/t
11 Jun 20	Bhilai Iron Ore Mine	Fe 62%	India	100,000 t	INR 1,000/t
12 Jun 20	Bhilai Iron Ore Mine	Fe 62%	India	100,000 t	INR 1,000/t
13 Jun 20	Bhilai Iron Ore Mine	Fe 62%	India	100,000 t	INR 1,000/t
14 Jun 20	Bhilai Iron Ore Mine	Fe 62%	India	100,000 t	INR 1,000/t
15 Jun 20	Bhilai Iron Ore Mine	Fe 62%	India	100,000 t	INR 1,000/t
16 Jun 20	Bhilai Iron Ore Mine	Fe 62%	India	100,000 t	INR 1,000/t
17 Jun 20	Bhilai Iron Ore Mine	Fe 62%	India	100,000 t	INR 1,000/t
18 Jun 20	Bhilai Iron Ore Mine	Fe 62%	India	100,000 t	INR 1,000/t
19 Jun 20	Bhilai Iron Ore Mine	Fe 62%	India	100,000 t	INR 1,000/t
20 Jun 20	Bhilai Iron Ore Mine	Fe 62%	India	100,000 t	INR 1,000/t
21 Jun 20	Bhilai Iron Ore Mine	Fe 62%	India	100,000 t	INR 1,000/t
22 Jun 20	Bhilai Iron Ore Mine	Fe 62%	India	100,000 t	INR 1,000/t
23 Jun 20	Bhilai Iron Ore Mine	Fe 62%	India	100,000 t	INR 1,000/t
24 Jun 20	Bhilai Iron Ore Mine	Fe 62%	India	100,000 t	INR 1,000/t
25 Jun 20	Bhilai Iron Ore Mine	Fe 62%	India	100,000 t	INR 1,000/t
26 Jun 20	Bhilai Iron Ore Mine	Fe 62%	India	100,000 t	INR 1,000/t
27 Jun 20	Bhilai Iron Ore Mine	Fe 62%	India	100,000 t	INR 1,000/t
28 Jun 20	Bhilai Iron Ore Mine	Fe 62%	India	100,000 t	INR 1,000/t
29 Jun 20	Bhilai Iron Ore Mine	Fe 62%	India	100,000 t	INR 1,000/t
30 Jun 20	Bhilai Iron Ore Mine	Fe 62%	India	100,000 t	INR 1,000/t
1 Jul 20	Bhilai Iron Ore Mine	Fe 62%	India	100,000 t	INR 1,000/t
2 Jul 20	Bhilai Iron Ore Mine	Fe 62%	India	100,000 t	INR 1,000/t
3 Jul 20	Bhilai Iron Ore Mine	Fe 62%	India	100,000 t	INR 1,000/t
4 Jul 20	Bhilai Iron Ore Mine	Fe 62%	India	100,000 t	INR 1,000/t
5 Jul 20	Bhilai Iron Ore Mine	Fe 62%	India	100,000 t	INR 1,000/t
6 Jul 20	Bhilai Iron Ore Mine	Fe 62%	India	100,000 t	INR 1,000/t
7 Jul 20	Bhilai Iron Ore Mine	Fe 62%	India	100,000 t	INR 1,000/t
8 Jul 20	Bhilai Iron Ore Mine	Fe 62%	India	100,000 t	INR 1,000/t
9 Jul 20	Bhilai Iron Ore Mine	Fe 62%	India	100,000 t	INR 1,000/t
10 Jul 20	Bhilai Iron Ore Mine	Fe 62%	India	100,000 t	INR 1,000/t
11 Jul 20	Bhilai Iron Ore Mine	Fe 62%	India	100,000 t	INR 1,000/t
12 Jul 20	Bhilai Iron Ore Mine	Fe 62%	India	100,000 t	INR 1,000/t
13 Jul 20	Bhilai Iron Ore Mine	Fe 62%	India	100,000 t	INR 1,000/t
14 Jul 20	Bhilai Iron Ore Mine	Fe 62%	India	100,000 t	INR 1,000/t
15 Jul 20	Bhilai Iron Ore Mine	Fe 62%	India	100,000 t	INR 1,000/t
16 Jul 20	Bhilai Iron Ore Mine	Fe 62%	India	100,000 t	INR 1,000/t
17 Jul 20	Bhilai Iron Ore Mine	Fe 62%	India	100,000 t	INR 1,000/t
18 Jul 20	Bhilai Iron Ore Mine	Fe 62%	India	100,000 t	INR 1,000/t
19 Jul 20	Bhilai Iron Ore Mine	Fe 62%	India	100,000 t	INR 1,000/t
20 Jul 20	Bhilai Iron Ore Mine	Fe 62%	India	100,000 t	INR 1,000/t
21 Jul 20	Bhilai Iron Ore Mine	Fe 62%	India	100,000 t	INR 1,000/t
22 Jul 20	Bhilai Iron Ore Mine	Fe 62%	India	100,000 t	INR 1,000/t
23 Jul 20	Bhilai Iron Ore Mine	Fe 62%	India	100,000 t	INR 1,000/t
24 Jul 20	Bhilai Iron Ore Mine	Fe 62%	India	100,000 t	INR 1,000/t
25 Jul 20	Bhilai Iron Ore Mine	Fe 62%	India	100,000 t	INR 1,000/t
26 Jul 20	Bhilai Iron Ore Mine	Fe 62%	India	100,000 t	INR 1,000/t
27 Jul 20	Bhilai Iron Ore Mine	Fe 62%	India	100,000 t	INR 1,000/t
28 Jul 20	Bhilai Iron Ore Mine	Fe 62%	India	100,000 t	INR 1,000/t
29 Jul 20	Bhilai Iron Ore Mine	Fe 62%	India	100,000 t	INR 1,000/t
30 Jul 20	Bhilai Iron Ore Mine	Fe 62%	India	100,000 t	INR 1,000/t
31 Jul 20	Bhilai Iron Ore Mine	Fe 62%	India	100,000 t	INR 1,000/t
1 Aug 20	Bhilai Iron Ore Mine	Fe 62%	India	100,000 t	INR 1,000/t
2 Aug 20	Bhilai Iron Ore Mine	Fe 62%	India	100,000 t	INR 1,000/t
3 Aug 20	Bhilai Iron Ore Mine	Fe 62%	India	100,000 t	INR 1,000/t
4 Aug 20	Bhilai Iron Ore Mine	Fe 62%	India	100,000 t	INR 1,000/t
5 Aug 20	Bhilai Iron Ore Mine	Fe 62%	India	100,000 t	INR 1,000/t
6 Aug 20	Bhilai Iron Ore Mine	Fe 62%	India	100,000 t	INR 1,000/t
7 Aug 20	Bhilai Iron Ore Mine	Fe 62%	India	100,000 t	INR 1,000/t
8 Aug 20	Bhilai Iron Ore Mine	Fe 62%	India	100,000 t	INR 1,000/t
9 Aug 20	Bhilai Iron Ore Mine	Fe 62%	India	100,000 t	INR 1,000/t
10 Aug 20	Bhilai Iron Ore Mine	Fe 62%	India	100,000 t	INR 1,000/t
11 Aug 20	Bhilai Iron Ore Mine	Fe 62%	India	100,000 t	INR 1,000/t
12 Aug 20	Bhilai Iron Ore Mine	Fe 62%	India	100,000 t	INR 1,000/t
13 Aug 20	Bhilai Iron Ore Mine	Fe 62%	India	100,000 t	INR 1,000/t
14 Aug 20	Bhilai Iron Ore Mine	Fe 62%	India	100,000 t	INR 1,000/t
15 Aug 20	Bhilai Iron Ore Mine	Fe 62%	India	100,000 t	INR 1,000/t
16 Aug 20	Bhilai Iron Ore Mine	Fe 62%	India	100,000 t	INR 1,000/t
17 Aug 20	Bhilai Iron Ore Mine	Fe 62%	India	100,000 t	INR 1,000/t
18 Aug 20	Bhilai Iron Ore Mine	Fe 62%	India	100,	

Iron Ore

PARTICULAR/DELIVERY	SIZE/GRADE	DELIVERY	PRICE	MIN	MAX	W-O-W	1M	3M
Indian prices (in INR/MT)						As on Week 36 (31 Aug - 06 Sep)		
NMDC	6-40 mm, Fe 65.5%	F.O.R Siding	2,950	2,950	2,950	+ 500	+ 500	+ 700
NMDC	0 -10 mm, Fe 64%	F.O.R Siding	2,660	2,660	2,660	+ 500	+ 500	+ 700
Fines, Karnataka e-auction	0 -5 mm, Fe 60%	Ex-Mines	1,500	1,500	1,500	+ 180	+ 180	- 350
Lumps, Karnataka e-auction	10-20mm, Fe 63%	Ex-Mines	2,800	2,800	2,800	+ 240	+ 240	+ 150
Odisha Iron Ore Index	5-18 mm, Fe 63%, DR Grade	Ex-mines	5,550	5,500	5,600	+ 250	+ 1,450	+ 2,100
Odisha Iron Ore Index	0-10 mm, Fe 63%	Ex-mines	2,950	2,900	3,000	- 100	+ 600	+ 1,050
Odisha Iron Ore Index	10-30mm, Fe 63%, BF Grade	Ex-mines	5,050	5,000	5,100	+ 50	+ 1,400	+ 2,050

Prices last updated on: 2020-08-29,Odisha index prices are ex-mines & inclusive of Royalty, DMF & NMET; NMDC Royalty, DMF & other taxes extra, Karnataka Prices in INR/MT, Royalty@15%

Global prices (in USD/MT)						As on 04 Sep 2020		
CNF China	Fines, Fe 61.5% (Australia Origin), Australia	-	\$124	NA	NA	0	+ 7	+ 24
CNF India	Lumps, Fe 64% (South Africa origin), South Africa	-	\$129	\$128	\$130	0	+ 6	+ 16.5

Prices last updated on: 2020-09-03 10:33:07,Prices on DMT basis (Daily Assessment) , India- Single Port Loading , FOB prices including demurrage , June to November: Moisture@ 10% , December to May: Moisture@ 8% , Or, actual moisture as per cargo certificate submitted by shipper to be adjusted

Pellets

Indian prices (in INR/MT)						As on Week 36 (31 Aug - 06 Sep)		
Ex-Barbil	6-20 mm, Fe 64/63%	FOR Siding	7,700	7,600	7,800	+ 200	+ 1,050	+ 2,100
Ex-Durgapur	6-20 mm, Fe 63%	Ex-Works	7,700	7,600	7,800	- 100	+ 400	+ 1,600
Ex-Raipur	6-20 mm, Fe 64/63%	Ex-Works	8,850	8,800	8,900	+ 400	+ 1,650	+ 2,850
Ex-Bellary	6-20 mm, Fe 63%	Ex-Works	7,800	7,700	7,900	- 100	+ 1,100	+ 1,850

Prices last updated on: 2020-09-01,Weekly Assessment, GST @ 5% extra., Barbil and Kandla - Prices Loaded to Wagons

Global prices (in USD/MT)						As on Week 36 (31 Aug - 06 Sep)		
CNF China	6-20 mm, Fe 64% (India Origin), India	-	\$127.5	\$127	\$128	+ 4	+ 9.5	+ 10.5
	6-20 mm, Fe 65% (Brazil Origin), Brazil	-	\$141.5	NA	NA	+ 2	+ 13.5	+ 20
FOB India	6-20 mm, Fe 64%	-	\$115	NA	NA	+ 4.5	+ 9	+ 8

Prices last updated on: 2020-09-02,

Coal

Global prices (in USD/MT)						As on Week 36 (31 Aug - 06 Sep)		
FOB Australia	Premium HCC	-	\$108.25	NA	NA	+ 0.75	+ 0.5	- 1.13

Prices last updated on: ,

Scrap

Indian prices (in INR/MT)						As on 04 Sep 2020		
Ex-Alang	HMS(80:20)	Ex-Yard	24,000	23,900	24,100	- 400	+ 500	+ 2,000
Ex-Mumbai	HMS(80:20)	DAP	23,800	23,800	24,100	0	+ 1,000	+ 2,800
Ex-Chennai	HMS(80:20)	DAP	23,600	23,500	23,800	+ 200	+ 1,000	+ 2,600
Ex-Alang	HMS(80:20), Ship Breaking	Ex-Yard	24,000	23,900	24,100	- 400	+ 500	+ 2,000

Prices last updated on: 2020-09-03 11:00:51,Daily Assessment , Basic Price GST @ 18% extra,

Global prices (in USD/MT)						As on Week 36 (31 Aug - 06 Sep)		
CNF India	HMS 1&2(80:20) (Containers, Europe Origin), Europe	-	\$287	\$285	\$290	0	+ 11.33	+ 22
	Shredded (Containers, Europe Origin), Europe	-	\$318	\$315	\$320	0	+ 8	+ 30.5
CNF Turkey	HMS 1&2(80:20) (Bulk, US Origin), USA	-	\$299	\$295	\$303	+ 11	+ 18.17	+ 34.5

Prices last updated on: 2020-09-02,Weekly Assessment

Note:- W-O-W: Week On Week, 1M: Change over last month, 3M: Change over last 3 months

All prices are basic, GST extra.

Prices last updated on: 2020-09-03 17:30:33, Daily Assessment , Basic Price GST @ 18% extra,

Prices last updated on: 2020-09-03 16:11:08, Indian pig iron price assessment frequency has been increased from weekly to daily basis.



Godawari Power & Ispat (Hira) has started supplying tested grade Billet (Low Sulfur and Phos) with the given specification from the new commissioned LRF. Billets of Copper, Chromium, Boron & Aluminum grades are also available.

Size in mm	110x110, 120x120, 125x125, 130x130, 160x160, 160x200
C %	0.10 Min (as per requirement)
Mn %	0.3 to 1.5 Max (as per requirement)
Si %	0.1 to 0.4 (as per requirement)
S %	0.04 Max
P %	0.04 Max
Camber mm/mtr	5
Bend mm/mtr	5
Indian Standard	IS 2830:2012, IS 2831:2012 tested

For bookings please contact
Mr. MK Gupta | mahendra.gupta@gpil.in | M: +91 98939 00111

Ingot/Billet

REGION	PARTICULAR	INGOT			BILLET			REBAR		
		PRICE	CHANGE	1M	PRICE	CHANGE	1M	PRICE	CHANGE	1M
Indian prices (in INR/MT) As on 03 Sep 2020										
North India	Ghaziabad	32,000	0	+ 1,200	-	-	-	-	-	-
North India	Mandi Gobindgarh	32,950	+ 50	+ 1,250	33,100	- 100	+ 1,300	37,400	- 100	+ 1,400
North India	Muzaffarnagar	31,900	+ 100	+ 1,200	-	-	-	34,000	- 200	+ 800
East India	Durgapur	30,250	+ 250	+ 1,000	30,500	+ 200	+ 1,300	32,800	- 300	+ 700
East India	Rourkela	29,100	- 200	+ 800	29,600	0	+ 800	32,600	- 400	+ 800
Central India	Raigarh	29,100	+ 50	+ 700	29,300	0	+ 400	32,100	- 200	+ 600
Central India	Raipur	29,300	- 100	+ 300	29,600	- 100	+ 150	32,200	- 100	+ 100
West India	Ahmedabad	30,300	- 200	0	31,400	- 100	+ 500	35,600	- 100	+ 1,200
West India	Goa	29,700	0	- 200	30,000	0	- 200	34,700	0	+ 600
West India	Jaipur	31,900	0	+ 1,200	-	-	-	-	-	-
West India	Mumbai	30,100	- 200	+ 700	30,400	- 200	+ 700	33,600	0	+ 900
South India	Hyderabad	29,800	- 500	+ 100	30,000	- 500	0	33,600	- 400	+ 100
South India	Chennai	-	-	-	31,500	0	+ 1,300	35,500	+ 200	+ 1,200
West India	Jalna	-	-	-	-	-	-	34,000	0	+ 300
South India	Bangalore	-	-	-	-	-	-	35,200	- 100	+ 1,000

All prices are basic, GST @ 18% extra.

Rebar (Medium & Small Scale Producers)

PARTICULAR/DELIVERY	SIZE/GRADE	DELIVERY	PRICE	MIN	MAX	PRICE @ 18%GST	W-O-W	1M	3M
Indian prices (in INR/MT)									As on 04 Sep 2020
Ex-Mandi Gobindgarh	12-25mm	Ex-Works	37,400	37,200	37,600	44,100	- 100	+ 1,400	+ 300
Ex-Muzaffarnagar	12-25mm	Ex-Works	34,000	33,900	34,100	40,100	- 200	+ 800	- 1,500
Ex-Durgapur	12-25mm	Ex-Works	32,800	32,600	33,000	38,700	- 300	+ 700	- 700
Ex-Rourkela	12-25mm	Ex-Works	32,600	32,500	32,700	38,500	- 400	+ 800	- 1,100
Ex-Raigarh	12-25mm	Ex-Works	32,100	32,000	32,200	37,900	- 200	+ 600	- 1,500
Ex-Raipur	12-25mm	Ex-Works	32,200	32,200	32,400	38,000	- 100	+ 100	- 1,700
Ex-Ahmedabad	12-25mm	Ex-Works	35,600	35,400	35,800	42,000	- 100	+ 1,200	0
Ex-Goa	12-25mm	Ex-Works	34,700	34,500	34,800	40,900	0	+ 600	+ 200
Ex-Jalna	12-25mm	Ex-Works	34,000	33,700	34,100	40,100	0	+ 300	- 800
Ex-Mumbai	12-25mm	Ex-Works	33,600	33,400	33,800	39,600	0	+ 900	- 500
Ex-Bangalore	12-25mm	Ex-Works	35,200	35,000	35,400	41,500	- 100	+ 1,000	+ 300
Ex-Chennai	12-25mm	Ex-Works	35,500	35,400	35,700	41,900	+ 200	+ 1,200	- 200
Ex-Hyderabad	12-25mm	Ex-Works	33,600	33,500	33,700	39,600	- 400	+ 100	- 200

Prices last updated on: 2020-09-03 17:13:20,Daily Assessment, Induction Grade, Grade-500 Fe, Basic Price GST @ 18% extra ,

Structure (Medium & Small Scale Producers)

REGION/ZONE	PARTICULAR	40 ANGLE	CHANGE	1M	75 CHANNEL	CHANGE	1M	200 BEAM	CHANGE	1M
Indian prices (in INR/MT)										As on 04 Sep 2020
North India	Ghaziabad	-	-	-	-	-	-	37,600	0	+ 1,300
East India	Durgapur	33,300	0	+ 700	35,800	0	+ 700	34,800	0	+ 700
Central India	Raipur	-	-	-	33,600	- 100	+ 400	34,000	0	+ 500
West India	Ahmedabad	34,700	- 300	+ 200	34,700	- 300	+ 200	35,700	- 300	+ 200
West India	Mumbai	36,100	0	+ 900	36,900	0	+ 900	37,300	0	+ 900
South India	Hyderabad	35,100	- 300	0	34,700	- 300	0	-	-	-

Indian Structure price assessment frequency has been increased from weekly to daily basis, All prices are basic,Commercial Grade, Basic Price GST @ 18% extra

Ingot - 3.5"*4.5", Commercial Grade	Billet - 100*100, 125*125, S+P> 0.1 %,	Re-bar - 12mm, Fe 500 Grade Structure - Commercial Grade, 40x40 Angle
-------------------------------------	--	--

Note:- W-O-W: Week On Week, 1M: Change over last month, 3M: Change over last 3 months

Wire Rod

PARTICULAR	SIZE/GRADE	RAIPUR	CHANGE	W-O-W	DURGAPUR	CHANGE	W-O-W
Indian prices (in INR/MT)		As on date 03-Sep-2020					
Wire Rod, Induction grade	5.5 mm	32,900	0	+ 500	33,000	- 500	+ 500
Binding Wire, Induction grade	20 Gauge	39,700	- 300	+ 200	41,700	- 300	+ 1,000
Induction grade,	12 Gauge HB Wire	35,300	0	+ 600	-	-	-
HB Wire, Induction grade	12 Gauge	-	-	-	35,000	- 500	+ 500
Barbed Wire, Induction grade	12*12 Gauge	42,000	- 400	0	41,500	- 100	+ 500
GI Wire, Induction grade	12 Gauge	39,500	- 500	+ 100	45,300	- 200	+ 300

Weekly Assessment,Commercial Grade, Basic Price GST @ 18% extra

Finished Flat

REGION	PARTICULAR	HRC				CRC			
		PRICE	CHANGE	W-O-W	1M	PRICE	CHANGE	W-O-W	1M
Indian prices (in INR/MT) As on 03 Sep 2020									
North India	Delhi	41,500	+ 750	+ 750	+ 2,750	48,000	+ 1,750	+ 1,750	+ 3,750
North India	Ludhiana	41,750	+ 1,150	+ 1,150	+ 2,500	47,500	+ 750	+ 750	+ 2,750
East India	Kolkata	39,500	+ 1,250	+ 1,250	+ 2,750	45,500	+ 750	+ 750	+ 2,000
West India	Ahmedabad	41,750	+ 1,000	+ 1,000	+ 2,000	48,000	+ 1,500	+ 1,500	+ 3,625
West India	Mumbai	41,500	+ 1,500	+ 1,500	+ 2,750	46,500	+ 750	+ 750	+ 2,000
South India	Chennai	41,800	+ 1,500	+ 1,500	+ 2,050	46,750	+ 750	+ 750	+ 2,000
South India	Hyderabad	42,000	+ 1,500	+ 1,500	+ 2,250	47,000	+ 500	+ 500	+ 2,750

All prices are basic, GST @ 18% extra.

Ferro Alloys

PARTICULAR/DELIVERY	SIZE/GRADE	DELIVERY	PRICE	MIN	MAX	W-O-W	1M	3M
Silico Manganese	25-150 mm, 60-14	Ex-Durgapur	61,500	NA	NA	0	+ 2,500	+ 1,250
	60-14	Ex-Raipur	62,750	62,500	63,000	0	+ 3,250	+ 3,000
Ferro Silicon	HC 70%	Ex-Guwahati	88,000	NA	NA	- 4,000	+ 16,500	+ 8,000
Ferro Manganese	HC 70%	Ex-Durgapur	63,000	NA	NA	NA	+ 4,000	0
Ferro Chrome	HC 60%	Ex-Jajpur	70,000	NA	NA	+ 4,000	+ 9,500	+ 4,000
Chrome Ore	Friable 54%+	Ex-Jajpur (OMC-eAuction)	9,804	NA	NA	NA	+ 1,532	+ 1,469

Prices last updated on: 2020-06-09,OMC E-Auction Prices Including Royalty

Ferro Chrome	10-150mm, HC 60% (cents/lb), India	CNF China	¢67/lb	NA	NA	+ 1	+ 0.5	- 4
Ferro Manganese	HC 75%	FOB India	\$900	NA	NA	0	+ 65	0
Silico Manganese	65-16	FOB India	\$910	NA	NA	0	+ 70	+ 10

Prices last updated on: 2020-08-31,Weekly Assessment

Note:- W-O-W: Week On Week, 1M: Change over last month, 3M: Change over last 3 months

SteelMint billet index fall by INR 100/t on fewer trades- 3rd Sep

03 Sep 2020

Rationale:

SteelMint billet index (Exw Raipur) has been assessed at INR 29,600/t (-100), Exw Raipur on 3rd September, 18:00 IST.

- This index has been derived based on transactions, offers, bids, and indicative price data sets. Transactions are considered as T1 and given a weightage of 50% whereas other data sets are considered as T2 and given a weightage of the balance 50%.
- **Transactions T1** - Three trades were recorded in the 2.30 to 5.30 pm SteelMint trading window and considered for final price calculation as T1 inputs. Two deals were recorded at INR 29,700/t, while one at INR 29,500/t. The average price of these three transactions were INR 29,600/t and given a 50% weightage in the final price calculation.
- **Other Price Indicators (Firm bids/offers) T2** - There were fifteen offers reported in the trading window and considered as T2 inputs. The average price of these was INR 29,560/t and given a 50% weightage in the final price calculation.

The final price for billet Exw-Raipur was INR 29,580/t, rounded to INR 29,600/t Exw.

From SteelMint Team - While it would be our earnest endeavour, at SteelMint, to bring about transparent and unbiased price index reporting, we would request all our readers and subscribers for their feedback and if they could participate in the reporting of more transactions.

For detailed methodology - [click here](#)

India Domestic Raipur Billet Trade Updates- 3 Sep'20						
Participant	Industry Type	Trade Type	Price (INR/t)	Delivery	Time of Deal/Call	Data Set
P1	Seller	Indicative	29,600	Exw	11:30	T2
P2	Seller	Indicative	29,650	Exw	11:35	T2
P3	Broker	Trade	29,500	FoR	15:00	T1
P4	Seller	Indicative	29,500	Exw	15:30	T2
P5	Broker	Offer	29,400	Exw	15:32	T2
P6	Broker	Offer	29,500	FoR	15:32	T2
P7	Seller	Trade	29,700	Exw	16:00	T1
P8	Seller	Offer	29,650	FoR	16:09	T2
P9	Buyer	Indicative	29,500	Exw	16:15	T2
P10	Buyer	Offer	29,500	Exw	16:20	T2
P11	Buyer	Offer	29,600	FoR	16:20	T2
P12	Broker	Offer	29,650	FoR	16:24	T2
P13	Seller	Trade	29,700	FoR	16:30	T1
P14	Buyer	Indicative	29,400	Exw	16:30	T2
P15	Buyer	Offer	29,400	Exw	16:33	T2
P16	Broker	Offer	29,700	FoR	16:34	T2
P17	Seller	Offer	29,700	Exw	16:35	T2
P18	Seller	Offer	29,700	Exw	17:03	T2
P19	Seller	Indicative	29,500	Exw	17:09	T2
P20	Broker	Offer	29,700	Exw	17:30	T2

Global Prices

COMMODITY	PARTICULAR	GRADE/SIZE	PRICE	CHANGE	W-O-W	1M	3M
-----------	------------	------------	-------	--------	-------	----	----

China

Export							
Billet	FOB China	125*125, BF Grade	\$437	+ 7	+ 7	+ 7.5	+ 29.5
TMT (Re-Bar)	FOB China	Commerical	\$480	+ 3	+ 6.5	+ 15	+ 30
Wire Rod	FOB China	5.5mm	NA	NA	NA	NA	NA
HRC	FOB China	2.5mm	\$523	+ 8	+ 8	+ 28	+ 85
CRC	FOB China	0.90 mm	\$570	+ 12	+ 12	+ 42	+ 75

Import							
Iron Ore	CNF China	Lumps Fe 64/63%, South Africa	\$125	+ 4	+ 5	+ 10	+ 16
Iron Ore	CNF China	Fines Fe 62%, Australia	\$128	0	+ 5	+ 7	+ 24
Pellets	CNF China	6-20mm, BF Grade	\$141.5	+ 2	+ 2	+ 13.5	+ 20
Coking Coal	CNF China	Premium HCC, Australia	\$117.75	- 0.13	0	- 1.25	- 2
Mill Scale	CNF China	70/68%	NA	NA	NA	NA	NA
FeCr	CNF China	HC 60%	¢67/lb	+ 1	+ 1	+ 0.5	- 4
Mn Ore	CNF China	Mn 46% Lumps, Australia	\$4.7/dmtu	+ 0.02	0	0	- 1.4
Mn Ore	CNF China	Mn 38%, South Africa	\$4.2/dmtu	- 0.08	0	0	- 1.15

CIS Nations

Export							
Billet	FOB Black Sea	125*125, BF Grade	\$398	0	0	+ 7.5	+ 31.5
Slabs	FOB Black Sea	Commercial	\$430	0	0	+ 28.5	+ 75
Pig Iron	FOB Black Sea	Steel Grade	\$340	NA	NA	+ 9	+ 30
TMT (Re-Bar)	FOB Black Sea	Commercial	\$435	0	+ 8	+ 23	+ 58
HRC	FOB Black Sea	2.5mm	\$485	+ 7	+ 7	+ 45	+ 115
CRC	FOB Black Sea	0.90mm	\$548	+ 5	+ 5	+ 55	+ 85

Japan/Korea

Export							
HRC	FOB Korea	2.5mm	\$515	+ 17	+ 17	+ 37	+ 80

Import							
FeCr	CNF Japan	HC 60%	¢70/lb	+ 1	+ 1	0	- 3

Note:- W-O-W: Week On Week, 1M: Change over last month, 3M: Change over last 3 months, All prices are weekly assessment, Iron Ore are daily assessment

COMMODITY	PARTICULAR	GRADE/SIZE	PRICE	CHANGE	W-O-W	1M	3M
India							
Export							
Iron Ore	FOB India	Fines, Fe 58/57%	NA	NA	NA	NA	NA
Mill Scale	FOB India	70/68%	NA	NA	NA	NA	NA
Billet	FOB India	95*95mm	\$423	0	0	+ 18	+ 35
Billet	FOB India	150*150mm	\$420	0	0	+ 20	+ 37
Pig Iron	FOB India	Steel Grade	\$355	NA	NA	+ 20	+ 52
HRC	FOB India	2.5mm	\$512	+ 10	+ 10	+ 17	+ 82
CRC	FOB India	0.9mm	\$595	+ 30	+ 30	+ 50	+ 130
SiMn	FOB India	60/14%	\$840	0	0	+ 55	+ 20
FeMn	FOB India	HC 75%	\$900	0	0	+ 65	0
FeSi	FOB Bhutan	70-75%	\$1,100	0	0	0	0
Import							
Iron Ore	CNF India	Lumps Fe 64%, South Africa	\$129	0	0	+ 6	+ 16.5
Scrap	CNF India	HMS 1&2 ,Middle East	NA	NA	NA	NA	NA
Scrap	CNF India	Shredded, Europe	\$318	0	+ 5.25	+ 8	+ 30.5
Coking Coal	CNF India	Premium HCC, Australia	\$122.25	+ 0.95	+ 0.95	+ 1.4	+ 2.53
Non-Coking Coal	CNF India	RB2 5500 NAR, South Africa	NA	NA	NA	NA	NA
Met Coke	CNF India	62%, China	NA	NA	NA	NA	NA
Pellets	CNF India	6-20mm, BF Grade	NA	NA	NA	NA	NA
Wire Rod	CNF India	5.5mm, China	NA	NA	NA	NA	NA
HRC	CNF India	2.5mm, China	\$550	+ 20	+ 20	+ 30	+ 87
HRC	CNF India	2.5mm, Korea	\$545	+ 10	+ 10	+ 50	+ 90
CRC	CNF India	0.90mm, China	\$605	+ 22	+ 22	+ 52	+ 85
HR Plate	CNF India	A 36	NA	NA	NA	NA	NA
Mn Ore	CNF India	Mn 38%, South Africa	\$4.2/dmtu	- 0.08	0	0	- 1.15

Europe & US

Export							
Pig Iron	FOB Brazil	Steel Grade	\$345	NA	NA	+ 20	+ 50
Import							
Scrap	CFR Turkey	HMS (80:20), US	\$299	+ 11	+ 14	+ 18.17	+ 34.5
HRC	CIF Europe	2.5mm	\$565	+ 10	+ 10	+ 30	+ 87

Middle East & Africa

Export							
Iron Ore	FoB South Africa	Lumps, Fe 64/63%	NA	NA	NA	NA	NA
Non Coking Coal	FoB South Africa	RB2 5500 NAR	NA	NA	NA	NA	NA
Import							
Billet	CNF Dubai	125*125, China	NA	NA	NA	NA	NA
HRC	CNF Dubai	2.5mm, China	\$535	0	0	+ 50	+ 130

Note:- W-O-W: Week On Week, 1M: Change over last month, 3M: Change over last 3 months, All prices are weekly assessment, Iron Ore are daily assessment

Intel

Iron Ore

» India: Bids surge in OMC iron ore e-auction	Sep 03, 2020 20:27
» India: Entire quantity booked in SAIL's iron ore auction in Chhattisgarh	Sep 03, 2020 16:52
» India: JSPL's pellet plant achieves record production in Aug'20	Sep 03, 2020 12:59
» India: Odisha based miner concludes 50,000 t iron ore fines deal	Sep 03, 2020 12:37
» Spot iron ore price rises on demand for medium grade fines	Sep 03, 2020 11:34

Coal

» Australian coking coal price remains unchanged	Sep 03, 2020 13:05
» Australian coking coal price increases marginally on fresh trades	Sep 02, 2020 12:15
» Australian coking coal price remains stable	Sep 01, 2020 11:52
» India's Vizag Steel to conduct auction for 4,000 t nut coke	Aug 31, 2020 15:13
» Australian premium coking coal price rises on improved demand	Aug 28, 2020 12:41

Scrap & Metallics

» Western India: Melting scrap prices strengthen further	Sep 03, 2020 18:27
» Turkish ferrous scrap imports nearly double in July	Sep 03, 2020 17:15
» Ukraine: Zaporizhstal crude steel output drops 4% y-o-y in Aug	Sep 03, 2020 13:39
» Swedish companies start first carbon-free steel plant	Sep 03, 2020 10:50
» Bulk scrap offers to Bangladesh up further	Sep 02, 2020 19:11















































Steel

» India: SAIL reports highest ever monthly sales of over 1.4 mn t in Aug'20	Sep 03, 2020 16:22
» Iron ore futures continue to rally on Chinese demand	Sep 03, 2020 15:25
» Iran: No billet trades reported at IME this week	Sep 03, 2020 13:53
» India: JSPL's steel sales up 37% y-o-y in Aug'20	Sep 03, 2020 12:50
» Chinese domestic billet prices remain stable for the second consecutive day	Sep 03, 2020 12:40

Ferro Alloy

» World manganese ore supply rose by 4% in Jul'20: IMnI	Sep 03, 2020 17:04
» India: RINL concludes silico manganese tender at L1 price of INR 63,800/t	Sep 02, 2020 20:57
» Silico Manganese: Raipur producers hike offers by INR 2000/t	Sep 02, 2020 19:08
» India's SAIL to conduct auction for 1,600 t silico manganese	Sep 02, 2020 11:03
» South African manganese ore exports up by 45% m-o-m in Jul' 20	Sep 02, 2020 10:34

Live Tenders

COMPANY	TYPE	GRADE	QUANTITY	EXPIRY DATE	LOCATION	VIEW
Coking						
RINL	Buy	Low Ash Coking Coal	4 MnT	30 Oct, 2020	 Visakhapatnam, Andhra Pradesh, India	
Ferro Manganese						
MOIL Limited	Sell	(HCFC)	5,800 MT	10 Sep, 2020	 Nagpur, Maharashtra, India	
Fines/lumps						
SAIL	Sell	Kiriburu Iron Ore Fines Size: [-10 mm] Fe:62% (Indicative)	200,000 MT	18 Sep, 2020	 Kolkata, West Bengal, India	
SAIL	Sell	Gua Iron Ore Fines (From old dump) Size: [-10 mm] Fe:60% (In	500,000 MT	15 Sep, 2020	 Kolkata, West Bengal, India	
SAIL	Sell	Iron Ore Rajhara Mine	28,000 MT	09 Sep, 2020	 Bhilai, Chattisgarh, India	
SAIL	Sell	Bolani Ores Mines Iron Ore Fines	200,000 MT	14 Sep, 2020	 Kolkata, West Bengal, India	
SAIL	Sell	Barsua - Iron Ore Tailing Size: [-]10 mm Fe:54.5%, Size: [-]	100,000 MT	15 Sep, 2020	 Kolkata, West Bengal, India	
KIOCL	Buy	Fe 63.5 %	50,000 MT	21 Sep, 2020	 Bangalore, Karnataka, India	
KIOCL	Buy	63.50 %	50,000 MT	15 Sep, 2020	 Bangalore, Karnataka, India	
RINL	Buy	Iron ore fines	150,000 MT	16 Sep, 2020	 Vishakhapatnam, Andhra Pradesh, India	
MSTC	Sell	KS lumps & fines	400,000 MT	04 Sep, 2020	 Bangalore, Karnataka, India	
MSTC	Sell	Lumps & fines	519,510 MT	05 Sep, 2020	 Bangalore, Karnataka, India	
SAIL	Sell	[-]10 mm Fe:59%	200,000 MT	16 Sep, 2020	 Kolkata, West Bengal, India	
SAIL	Sell	[-]10 mm Fe:61.3% (Indicative)	104,000 MT	17 Sep, 2020	 Kolkata, West Bengal, India	
Manganese Ore						
MSTC	Sell	Mn Ore	11,711 MT	05 Sep, 2020	 Bangalore, Karnataka, India	
Melting Scrap						
SAIL	Sell	Melting scrap	615 MT	04 Sep, 2020	 Bhadravathi, Karnataka, India	
Non Coking						
NCL	Sell	G-11/4001-4300 Crushed (-)100mm	155,760 MT	11 Sep, 2020	 Singrauli, Madhya Pradesh, India	
NCL	Sell	G-10/4301-4600 Crushed (-)250mm	3,350,000 MT	11 Sep, 2020	 Singrauli, Madhya Pradesh, India	
Pig Iron						
SAIL	Sell	Steel grade	4,000 MT	04 Sep, 2020	 Bhilai, Chattisgarh, India	
SAIL	Sell	off grade	2,000 MT	04 Sep, 2020	 Burnpur, West Bengal, India	
SAIL	Sell	off grade	2,850 MT	09 Sep, 2020	 Bokaro, Jharkhand, India	
Silico Manganese						
RINL	Buy	Silico Manganese	102,000 MT	31 Mar, 2021	 Visakhapatnam, Andhra Pradesh, India	
SAIL	Sell	3-10mm	1,600 MT	09 Sep, 2020	 Chandrapur, Maharashtra, India	
						View All

Disclaimer

SteelMint has taken due care and caution in compilation of content. Information is just for reference not intended for trading purpose or to address your particular requirement. The content includes facts, views, and opinions are of individuals and not that of the SteelMint management. We and our content licensors do not guarantee or warrant the accuracy, completeness or timeliness of, or otherwise endorse these views, and opinions. SteelMint and its affiliates, or their employees, directors or agents shall not be liable or responsible for any loss or costs or any action whatsoever arising out of use or relying on the spot prices disseminated.