

TAKE  
BUSINESS  
DECISIONS ON  
**FACTS**  
NOT ONLY ON  
**GUTS**

Steelmint Launches

India Domestic Billet

# Price Index EXW Raipur



- ✓ Credible & Transparent Prices
- ✓ Robust Methodology & Rationale
- ✓ IOSCO compliance
- ✓ Independent view of the market
- ✓ Enabling informed conversations & negotiations

# Iranian mills eye higher prices for upcoming billet export tenders

Nov 26, 2020  
16:36

This week, The Iranian billet export market remained silent after booking sizeable volumes last week. However, few tenders are floating, and few are likely to be floated in the coming Iranian week (Saturday-Thursday). The mills are targeting higher price levels in the upcoming tenders, on continuous rising global scrap prices and Chinese rebar futures. The imported scrap prices in Turkey have increased by around \$10/t in recent deals. SteelMint’s assessment for HMS (80:20)

Continued

## Snap Shot - Global Prices (USD/MT)

| COMMODITY                            | PARTICULAR          | SIZE, GRADE  | AS ON              | PRICE       | CHANGE | 1M     | 3M      |
|--------------------------------------|---------------------|--|--------------------|-------------|--------|--------|---------|
| Iron Ore Fines <sup>1</sup>          | China Imports       | Fines, Fe 61.5%                                    | 26 Nov   18.23 IST | \$124       | 0      | + 11   | - 3     |
| Iron Ore Lumps <sup>1</sup>          | Indian Imports      | Lumps, Fe 64%                                      | 26 Nov   18.23 IST | \$130       | 0      | 0      | + 1     |
| Pellets ( Brazil ) <sup>2</sup>      | China Imports       | 6-20 mm, Fe 65%                                    | 25 Nov   18.14 IST | \$161       | + 4    | + 10   | + 19.5  |
| Pellets ( India ) <sup>2</sup>       | China Imports       | 6-20 mm, Fe 64%                                    | 25 Nov   18.14 IST | \$147       | + 1    | + 9.5  | + 19.5  |
| Coking <sup>2</sup>                  | Australia Exports   | Premium HCC  | 23 Nov   17.16 IST | \$98.75     | + 0.75 | - 7.25 | - 10.87 |
| Met Coke <sup>2</sup>                | India Imports       | 64% CSR  | 23 Nov   17.17 IST | \$323       | + 6.5  | + 23.5 | + 51    |
| Non Coking <sup>2</sup>              | India Imports       | RB2  | 26 Nov   09.06 IST | \$67        | + 5.5  | + 9.7  | + 10    |
| Graphite Electrode <sup>2</sup>      | China Exports       | 600mm, UHP   | 16 Nov   16.50 IST | 18,750      | 0      | 0      | 0       |
| Scrap <sup>2</sup>                   | India Imports       | Shredded   | 26 Nov   19.22 IST | \$360       | 0      | + 40   | + 40.4  |
| Scrap <sup>2</sup>                   | Turkey Imports      | HMS 1&2  | 26 Nov   19.22 IST | \$350       | + 15   | + 57.4 | + 55.2  |
| Scrap <sup>2</sup>                   | Pakistan Imports    | Shredded   | 26 Nov   19.22 IST | \$365       | 0      | + 42.4 | + 47    |
| Scrap <sup>2</sup>                   | Bangladesh Imports  | Shredded   | 26 Nov   19.22 IST | \$383       | 0      | + 48.2 | + 50.8  |
| Scrap ( Ship Breaking ) <sup>2</sup> | India Imports       | Containers   | 21 Nov   12.29 IST | \$370       | + 10   | + 10   | + 20    |
| Billet <sup>2</sup>                  | India Exports       | 150*150, 3SP/4SP                                   | 24 Nov   17.49 IST | \$445       | + 8.5  | + 25   | + 25    |
| Billet <sup>2</sup>                  | China Exports       | 150*150, Q235                                      | 24 Nov   17.49 IST | \$475       | - 0.5  | + 28.5 | + 34.5  |
| Billet <sup>2</sup>                  | Russia Exports      | 130*130, 3SP                                       | 24 Nov   17.49 IST | \$448       | + 13.5 | + 43   | + 48    |
| Billet <sup>2</sup>                  | Iran Exports        | 130*130, 3SP                                       | 24 Nov   17.49 IST | \$435       | + 6    | + 22   | + 32    |
| Sponge Iron <sup>2</sup>             | India Exports       | Lumps, FeM 80                                      | 26 Nov   14.15 IST | \$370       | + 1    | + 43   | + 45    |
| Pig Iron <sup>2</sup>                | India Exports       | Steel Grade  | 21 Nov   12.18 IST | \$385       | + 20   | + 30   | NA      |
| Pig Iron <sup>2</sup>                | Russia Exports      | Steel Grade  | 21 Nov   12.18 IST | \$385       | + 20   | + 35   | NA      |
| HRC <sup>2</sup>                     | China Exports       | 3-12mm, SS400                                      | 24 Nov   18.43 IST | \$568       | + 20   | + 45   | + 45    |
| HRC <sup>2</sup>                     | India Exports       | 2.5 mm, SAE1006                                    | 24 Nov   18.43 IST | \$595       | + 27   | + 69   | + 83    |
| HRC <sup>2</sup>                     | South Korea Exports | 1.6-2.5mm, SAE 1006                                | 24 Nov   18.43 IST | \$595       | + 25   | + 72   | + 80    |
| HRC ( China ) <sup>2</sup>           | Vietnam Imports     | 2-3mm, SAE 1006                                    | 24 Nov   18.43 IST | \$595       | + 12   | + 65   | + 65    |
| CRC <sup>2</sup>                     | India Exports       | 0.9 mm, IS 513 Gr.O                                | 26 Nov   11.04 IST | \$605       | 0      | + 30   | + 10    |
| CRC <sup>2</sup>                     | China Exports       | 0.90mm, SPCC                                       | 26 Nov   11.04 IST | \$660       | + 15   | + 55   | + 90    |
| HR Plate <sup>2</sup>                | China Exports       | 5-10mm, SS 400                                     | 26 Nov   10.57 IST | \$545       | + 10   | + 27   | + 35    |
| GP <sup>2</sup>                      | China Exports       | DX51D+z80, Width 1,000-1,500 mm, thickness 0.5-2mm | 26 Nov   11.13 IST | \$675       | + 15   | + 47   | + 60    |
| Silico Manganese <sup>2</sup>        | India Exports       | 65-16  | 25 Nov   16.05 IST | \$880       | + 40   | + 30   | - 30    |
| Ferro Chrome <sup>2</sup>            | China Import        | 10-150mm, HC 60%                                   | 25 Nov   16.08 IST | ¢69/lb      | 0      | - 1    | + 2     |
| Manganese Ore <sup>2</sup>           | India Imports       | Lumps, Mn 37%                                      | 21 Nov   13.10 IST | \$3.85/dmtu | - 0.1  | - 0.2  | - 0.35  |
| Ferro Manganese <sup>2</sup>         | India Exports       | HC 75%   | 20 Nov   13.05 IST | \$845       | - 5    | - 5    | - 55    |
| Ferro Silicon <sup>2</sup>           | Bhutan Exports      | 70%  | 26 Nov   17.53 IST | \$1,100     | 0      | 0      | 0       |

1-Daily Assessment, 2-Weekly Assessment, 3-Monthly Assessment, W-O-W:Week On Week, 1M: Change over last month, 3M: Change over last 3 months

Turkey: Imported scrap prices up by \$15 w-o-w in recent deep-sea cargo bookings

Turkish imported scrap prices continued to climb as further in a recent deal concluded. According to data collected by SteelMint, nearly eight bulk scrap cargo bookings have been notic...

ON: 2020-11-26    Category: Scrap & Metallics    [Read More](#)



China: Shagang Steel hikes scrap purchase price on firm demand and tighter supplies

China's largest EAF steelmaker- Shagang Steel has raised its scrap purchase price by RMB 50/t (\$8) for all grades, effective from today (26th Nov'20). This is the company's third price...


ON: 2020-11-26    Category: Scrap & Metallics    [Read More](#)



Iranian mills eye higher prices for upcoming billet export tenders

This week, The Iranian billet export market remained silent after booking sizeable volumes last week. However, few tenders are floating, and few are likely to be floated in the coming ...


ON: 2020-11-26    Category: Semi Finished    [Read More](#)



Thin demand to keep Chinese steel prices rangebound - CISA

Chinese steel prices are expected to remain rangebound in the weeks ahead, according to the latest monthly report of the China Iron & Steel Association (CISA) published on November...

ON: 2020-11-26    Category: Finish Flat    [Read More](#)



Japan: Nippon Steel restarts Kimitsu furnace on-demand recovery

Nippon Steel, Japan's largest integrated mill, has restarted a banked blast furnace located in the Kimitsu Area of its East Nippon Works in Chiba prefecture, near Tokyo, to respond to ...

ON: 2020-11-26    Category: Finish Flat    [Read More](#)



[more news](#)

# India: Ferro silicon prices surge taking international cues

Nov 26, 2020  
18:43

Indian ferro silicon prices increased sharply in line with international ferro silicon prices. Earlier, ferro silicon producers were hesitant to increasing prices as buyers could look to procure from Malaysia. However, at the start of this week, the Malaysian offers increased to \$1230-1250/t CNF India due to the tight container availability and higher freight cost. Meanwhile, in line with tight global supply and anticipation of a bullish steel market, ferro silicon prices from Chinese p

Continued

## Snap Shot - Indian Domestic Prices (INR/MT)

| COMMODITY                                 | PARTICULAR               | SIZE,GRADE                                | AS ON              | PRICE   | CHANGE  | 1M      | 3M       |
|---|--------------------------|---|--------------------|---------|---------|---------|----------|
| Fines/lumps <sup>2</sup>                  | Iron Ore Index           | 5-18 mm, Fe 63%, DR Grade                 | 21 Nov   15.59 IST | 8,400   | + 900   | + 2,150 | + 2,850  |
| Fines/lumps <sup>2</sup>                  | Iron Ore Index           | 0-10 mm, Fe 63%                           | 21 Nov   15.59 IST | 6,500   | + 1,150 | + 2,600 | + 3,550  |
| Iron Ore <sup>3</sup>                     | NMDC                     | 6-40 mm, Fe 65.5%                         | 17 Nov   16.34 IST | 4,000   | + 550   | + 550   | + 1,050  |
| Iron Ore <sup>3</sup>                     | NMDC                     | 0 -10 mm, Fe 64%                          | 17 Nov   16.34 IST | 3,610   | + 450   | + 450   | + 950    |
| Pellets <sup>2</sup>                      | Raipur                   | 6-20 mm, Fe 64/63%                        | 24 Nov   17.50 IST | 11,500  | - 200   | + 2,450 | + 2,575  |
| Pellets <sup>2</sup>                      | Bellary                  | 6-20 mm, Fe 63%                           | 24 Nov   17.50 IST | 11,100  | + 325   | + 2,175 | + 3,300  |
| Coal <sup>2</sup>                         | Ex-India (East)          | 25-90 MM, Met Coke, Blast Furnace         | 18 Nov   17.15 IST | 23,000  | 0       | 0       | 0        |
| Graphite Electrode <sup>3</sup>           | Ex-India                 | 600mm, UHP                                | 03 Nov   11.31 IST | 270,000 | NA      | NA      | - 10,000 |
| Mill Scale <sup>2</sup>                   | FoR-Kandla               | Fines, Fe 70/68%                          | 21 Nov   16.06 IST | 5,300   | + 250   | + 650   | + 1,750  |
| Scrap <sup>1</sup>                        | Ex-Mumbai                | HMS                                       | 26 Nov   17.09 IST | 25,300  | - 200   | + 400   | + 1,500  |
| Scrap <sup>1</sup>                        | Ex-Alang                 | HMS                                       | 26 Nov   17.09 IST | 26,500  | 0       | + 1,800 | + 2,500  |
| Pig Iron <sup>1</sup>                     | Ex-Ludhiana, Foundary    | Foundry Grade                             | 26 Nov   15.55 IST | 35,000  | + 200   | - 2,500 | + 1,000  |
| Sponge Iron <sup>1</sup>                  | Ex-Raipur                | Mix, FeM 80%, +/-1                        | 26 Nov   17.33 IST | 25,200  | - 200   | + 2,400 | + 4,300  |
| Sponge Pellet <sup>1</sup>                | Ex-Raipur                | Lumps, FeM 80%, +/-1                      | 26 Nov   17.30 IST | 24,300  | - 100   | + 2,450 | + 4,400  |
| Billet <sup>1</sup>                       | Ex-Mumbai                | 100x100mm, IS 2831                        | 26 Nov   18.16 IST | 36,300  | + 200   | + 3,000 | + 5,900  |
| Billet <sup>1</sup>                       | Ex-Raipur                | 100x100mm, IS 2831                        | 26 Nov   18.16 IST | 34,150  | - 250   | + 2,500 | + 4,550  |
| TMT (Re-Bar) Secondary mills <sup>1</sup> | Ex-Mumbai                | 12-25mm, Induction Grade, IS 1786- 500 Fe | 26 Nov   17.19 IST | 39,700  | + 200   | + 3,200 | + 6,100  |
| TMT (Re-Bar) Secondary mills <sup>1</sup> | Ex-Delhi/NCR             | 12-25mm, Induction Grade, IS 1786- 500 Fe | 26 Nov   17.19 IST | 39,200  | - 200   | + 2,200 | + 4,100  |
| Structure <sup>1</sup>                    | Ex-Mumbai                | 40*40 Angle, Commercial Grade             | 26 Nov   10.06 IST | 40,800  | 0       | + 3,000 | + 4,700  |
| Wire Rod <sup>1</sup>                     | Ex-Raipur                | 5.5 mm, Wire Rod, Induction grade         | 26 Nov   15.58 IST | 38,000  | 0       | + 3,300 | + 5,100  |
| HRC <sup>2</sup>                          | Ex-Delhi                 | 2.5-8mm, IS2062                           | 26 Nov   17.48 IST | 47,750  | + 1,500 | + 3,000 | + 6,250  |
| HRC <sup>2</sup>                          | Ex-Mumbai                | 2.5-8mm, IS2062                           | 26 Nov   17.48 IST | 47,000  | + 500   | + 4,000 | + 5,500  |
| CRC <sup>2</sup>                          | Ex-Delhi                 | 0.90mm, IS 513 Gr O                       | 25 Nov   18.04 IST | 54,500  | 0       | + 1,000 | + 6,500  |
| CRC <sup>2</sup>                          | Ex-Mumbai                | 0.90mm, IS 513 Gr O                       | 25 Nov   18.04 IST | 55,500  | + 500   | + 2,000 | + 9,000  |
| HR Plate <sup>2</sup>                     | Ex-Mumbai                | 5-10mm, IS2062                            | 26 Nov   17.28 IST | 48,000  | + 1,700 | + 4,875 | + 7,875  |
| GP <sup>2</sup>                           | Ex-Mumbai                | 0.8mm, 120 GSM                            | 20 Nov   15.58 IST | 54,250  | + 1,000 | + 2,500 | + 5,500  |
| Silico Manganese <sup>2</sup>             | Ex-Raipur                | 60-14                                     | 24 Nov   15.52 IST | 59,750  | + 125   | + 1,500 | - 2,333  |
| Ferro Manganese <sup>2</sup>              | Ex-Raipur                | HC 70%                                    | 20 Nov   13.03 IST | 59,500  | - 250   | - 1,000 | NA       |
| Ferro Chrome <sup>2</sup>                 | Ex-Jajpur                | HC 60%                                    | 25 Nov   16.05 IST | 66,250  | - 250   | - 3,750 | - 5,250  |
| Manganese Ore <sup>2</sup>                | Ex Balaghat, MOIL        | Lumps, Mn 37%, Fe 7.5%                    | 07 Nov   19.55 IST | 12,381  | NA      | - 1,004 | + 1,062  |
| Chrome Ore <sup>2</sup>                   | Ex-Odisha OMC, E-auction | Lumps, Friable 48-50%                     | 10 Nov   15.15 IST | 11,017  | NA      | NA      | NA       |

\*Basic Price GST @ 18% extra  
1-Daily Assessment, 2-Weekly Assessment, 3-Monthly Assessment, W-O-W: Week On Week, 1M: Change over last month, 3M: Change over last 3 months

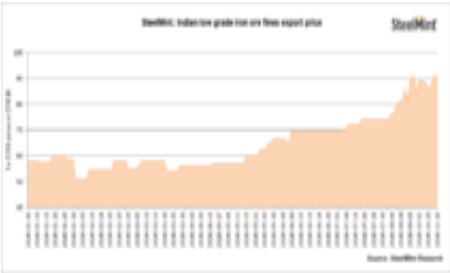


## Indian low-grade fines export index remains largely stable in recent trade

SteelMint's weekly low-grade iron ore fines (Fe 57%) FoB India index remains range-bound this week. Index stands at \$80/t FoB east coast India. One export deal from an Odisha based min...

ON: 2020-11-26    Category: Iron Ore

Read More



## India: Ferro silicon prices surge taking international cues

Indian ferro silicon prices increased sharply in line with international ferro silicon prices. Earlier, ferro silicon producers were hesitant to increasing prices as buyers could look ...

ON: 2020-11-26    Category: Ferro Alloy

Read More



## Indian DRI, billet & rebar update-26th Nov

Indian secondary steel market has seen a downside in prices by INR 50-400/t, d-o-d. However, billet trades improved slightly in central & eastern regions. As per the daily assessme...

ON: 2020-11-26    Category: Semi Finished

Read More

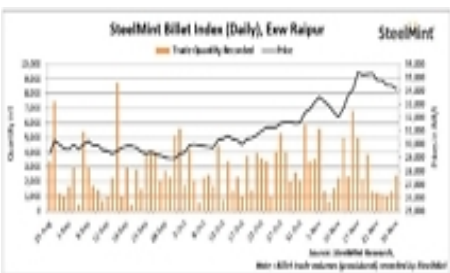


## SteelMint billet index drops by INR 250/t, trades improve - 26 Nov'20

SteelMint daily billet index has been assessed at INR 34,150/t (-250), exw Raipur on 26th November, 18:00 IST. Total of about 2,350 t billet trades recorded today, as against 1,300 t y...

ON: 2020-11-26    Category: Semi Finished

Read More



## SteelMint: India's domestic steel scrap index remains stable on limited inquiries

SteelMint's domestic steel scrap index witnessed stability today on limited buying inquiries. The index for melting scrap (end cutting) is assessed at INR 28,000/t DAP Mandi Gobindgarh...

ON: 2020-11-26    Category: Scrap & Metallics

Read More



SIB  
ANTHRACITE  
GROUP

- LARGEST MET COAL PRODUCER IN RUSSIA
- WORLD'S LEADING ANTHRACITE COAL PRODUCER
- WORLD CLASS PCI COAL
- HIGH CV & HIGH FC THERMAL COAL

[www.sibanthracite.ru/en](http://www.sibanthracite.ru/en)

[info@sibanthracite.sg](mailto:info@sibanthracite.sg)

+65 6717 8808

Iron Ore

| PARTICULAR/DELIVERY        | SIZE/GRADE        | DELIVERY     | PRICE | MIN   | MAX   | W-O-W                             | 1M    | 3M      |
|----------------------------|-------------------|--------------|-------|-------|-------|-----------------------------------|-------|---------|
| Indian prices (in INR/MT)  |                   |              |       |       |       | As on Week 48 ( 23 Nov - 29 Nov ) |       |         |
| NMDC                       | 6-40 mm, Fe 65.5% | F.O.R Siding | 4,000 | 4,000 | 4,000 | + 550                             | + 550 | + 1,050 |
| NMDC                       | 0 -10 mm, Fe 64%  | F.O.R Siding | 3,610 | 3,610 | 3,610 | + 450                             | + 450 | + 950   |
| Fines, Karnataka e-auction | 0 -5 mm, Fe 60%   | Ex-Mines     | 2,250 | 2,250 | 2,250 | 0                                 | 0     | + 750   |
| Lumps, Karnataka e-auction | 10-20mm, Fe 63%   | Ex-Mines     | 3,650 | 3,650 | 3,650 | + 200                             | + 200 | + 850   |
| Odisha Iron Ore Index      | 0-5mm, Fe 57%     | ex-mines     | 2,900 | 2,800 | 3,000 | NA                                | NA    | NA      |

Prices last updated on: 2020-11-26,Odisha index prices are ex-mines & inclusive of Royalty, DMF & NMET; NMDC Royalty, DMF & other taxes extra, Karnataka Prices in INR/MT, Royalty@15%

|                           |   |   |       |       |       |                   |      |     |
|---------------------------|---|---|-------|-------|-------|-------------------|------|-----|
| Global prices (in USD/MT) |   |   |       |       |       | As on 27 Nov 2020 |      |     |
| CNF China                 | Fines, Fe 61.5% (Australia Origin), Australia     | - | \$124 | NA    | NA    | 0                 | + 11 | - 3 |
| CNF India                 | Lumps, Fe 64% (South Africa origin), South Africa | - | \$130 | \$128 | \$132 | 0                 | 0    | + 1 |

Prices last updated on: 2020-11-26 18:23:13,Prices on DMT basis (Daily Assessment) , India- Single Port Loading , FOB prices including demurrage , June to November: Moisture@ 10% , December to May: Moisture@ 8% , Or, actual moisture as per cargo certificate submitted by shipper to be adjusted

Pellets

|                           |                    |            |        |        |        |                                   |         |         |
|---------------------------|--------------------|------------|--------|--------|--------|-----------------------------------|---------|---------|
| Indian prices (in INR/MT) |                    |            |        |        |        | As on Week 48 ( 23 Nov - 29 Nov ) |         |         |
| Ex-Barbil                 | 6-20 mm, Fe 64/63% | FOR Siding | 10,350 | 10,300 | 10,400 | - 200                             | + 2,350 | + 2,475 |
| Ex-Durgapur               | 6-20 mm, Fe 63%    | Ex-Works   | 11,000 | 11,000 | 11,000 | 0                                 | + 2,800 | + 3,125 |
| Ex-Raipur                 | 6-20 mm, Fe 64/63% | Ex-Works   | 11,500 | 11,500 | 11,500 | - 200                             | + 2,450 | + 2,575 |
| Ex-Bellary                | 6-20 mm, Fe 63%    | Ex-Works   | 11,100 | 11,000 | 11,200 | + 325                             | + 2,175 | + 3,300 |

Prices last updated on: 2020-11-24,Weekly Assessment, GST @ 5% extra., Barbil and Kandla - Prices Loaded to Wagons

|                           |   |   |       |    |    |                                   |       |        |
|---------------------------|---|---|-------|----|----|-----------------------------------|-------|--------|
| Global prices (in USD/MT) |   |   |       |    |    | As on Week 48 ( 23 Nov - 29 Nov ) |       |        |
| CNF China                 | 6-20 mm, Fe 64% (India Origin), India   | - | \$147 | NA | NA | + 1                               | + 9.5 | + 19.5 |
|                           | 6-20 mm, Fe 65% (Brazil Origin), Brazil | - | \$161 | NA | NA | + 4                               | + 10  | + 19.5 |
| FOB India                 | 6-20 mm, Fe 64%                         | - | \$136 | NA | NA | 0                                 | + 9.5 | + 21   |

Prices last updated on: 2020-11-25,

Coal

|                           |             |   |         |    |    |                                   |        |         |
|---------------------------|-------------|---|---------|----|----|-----------------------------------|--------|---------|
| Global prices (in USD/MT) |             |   |         |    |    | As on Week 48 ( 23 Nov - 29 Nov ) |        |         |
| FOB Australia             | Premium HCC | - | \$98.75 | NA | NA | + 0.75                            | - 7.25 | - 10.87 |

Prices last updated on: ,

Scrap

|                           |                           |         |        |        |        |                   |         |         |
|---------------------------|---------------------------|---------|--------|--------|--------|-------------------|---------|---------|
| Indian prices (in INR/MT) |                           |         |        |        |        | As on 27 Nov 2020 |         |         |
| Ex-Alang                  | HMS(80:20)                | Ex-Yard | 26,500 | 26,400 | 26,600 | 0                 | + 1,800 | + 2,500 |
| Ex-Mumbai                 | HMS(80:20)                | DAP     | 25,300 | 25,200 | 25,500 | - 200             | + 400   | + 1,500 |
| Ex-Chennai                | HMS(80:20)                | DAP     | 25,700 | 25,500 | 25,800 | 0                 | + 2,400 | + 2,100 |
| Ex-Alang                  | HMS(80:20), Ship Breaking | Ex-Yard | 26,500 | 26,400 | 26,600 | 0                 | + 1,800 | + 2,500 |

Prices last updated on: 2020-11-26 10:51:10,Daily Assessment , Basic Price GST @ 18% extra,

|                           |  |   |       |       |       |                                   |        |        |
|---------------------------|--|---|-------|-------|-------|-----------------------------------|--------|--------|
| Global prices (in USD/MT) |  |   |       |       |       | As on Week 48 ( 23 Nov - 29 Nov ) |        |        |
| CNF India                 | HMS 1&2(80:20) (Containers, Europe Origin), Europe | - | \$340 | \$335 | \$345 | 0                                 | + 39.4 | + 50   |
|                           | Shredded (Containers, Europe Origin), Europe       | - | \$360 | \$355 | \$365 | 0                                 | + 40   | + 40.4 |
| CNF Turkey                | HMS 1&2(80:20) (Bulk, US Origin), USA              | - | \$350 | NA    | NA    | + 15                              | + 57.4 | + 55.2 |

Prices last updated on: 2020-11-26,Weekly Assessment

Note:- W-O-W: Week On Week, 1M: Change over last month, 3M: Change over last 3 months

Sponge

| REGION   | PARTICULAR       | SPONGE IRON (C-DRI) |        |         |         | PELLET SPONGE (P-DRI) |        |         |         |
|--|------------------|---------------------|--------|---------|---------|-----------------------|--------|---------|---------|
|  |                  | PRICE               | CHANGE | W-O-W   | 1M      | PRICE                 | CHANGE | W-O-W   | 1M      |
| Indian prices (in INR/MT) <span>As on 26 Nov 2020</span> |                  |                     |        |         |         |                       |        |         |         |
| North India  | Mandi Gobindgarh | 27,300              | - 300  | - 500   | NA      | -                     | -      | -       | -       |
| East India   | Durgapur         | 25,000              | - 300  | - 800   | + 2,500 | 24,000                | - 300  | - 800   | + 2,500 |
| East India   | Rourkela         | 24,350              | - 150  | - 350   | + 2,450 | -                     | -      | -       | -       |
| Central India  | Raigarh          | 24,600              | - 200  | - 800   | + 2,700 | 23,600                | - 200  | - 800   | + 2,700 |
| Central India  | Raipur           | 25,200              | - 200  | - 1,100 | + 2,400 | 24,300                | - 100  | - 1,100 | + 2,450 |
| South India  | Bellary          | 23,800              | 0      | - 700   | + 2,800 | 23,800                | 0      | - 700   | + 2,800 |
| South India  | Hyderabad        | -                   | -      | -       | -       | 24,500                | - 50   | - 700   | + 2,900 |

All prices are basic, GST extra.

Scrap

| PARTICULAR/DELIVERY                                      | SIZE/GRADE            | DELIVERY | PRICE  | MIN    | MAX    | W-O-W | 1M      | 3M      |
|--|-----------------------|----------|--------|--------|--------|-------|---------|---------|
| Indian prices (in INR/MT) <span>As on 27 Nov 2020</span> |                       |          |        |        |        |       |         |         |
| Ex-Mandi   | HMS(80:20), Old Scrap | DAP      | 24,200 | 24,000 | 24,400 | 0     | - 500   | + 1,000 |
| Ex-Durgapur  | HMS(80:20)            | DAP      | 27,500 | 27,300 | 27,600 | - 100 | + 2,100 | + 1,800 |
| Ex-Raipur  | HMS(80:20)            | DAP      | 28,000 | 27,800 | 28,200 | - 100 | + 1,900 | + 2,900 |
|  | End Cutting           | DAP      | 30,200 | 30,000 | 30,300 | - 100 | + 2,500 | + 3,900 |
| Ex-Ahmedabad   | HMS(80:20)            | DAP      | 26,100 | 25,900 | 26,200 | + 100 | + 1,300 | + 1,800 |
| Ex-Mumbai  | HMS(80:20)            | DAP      | 25,300 | 25,200 | 25,500 | - 200 | + 400   | + 1,500 |
| Ex-Chennai   | HMS(80:20)            | DAP      | 25,700 | 25,500 | 25,800 | 0     | + 2,400 | + 2,100 |
| Ex-Hyderabad   | HMS(80:20)            | DAP      | 26,500 | 26,400 | 26,700 | 0     | + 2,100 | + 3,200 |

Prices last updated on: 2020-11-26 17:09:49,Daily Assessment , Basic Price GST @ 18% extra,

Pig Iron

|  |               |          |        |        |        |       |         |         |
|--|---------------|----------|--------|--------|--------|-------|---------|---------|
| Indian prices (in INR/MT) <span>As on 27 Nov 2020</span> |               |          |        |        |        |       |         |         |
| Ex-Ludhiana  | Steel Grade   | Ex-Works | 32,500 | 32,400 | 32,600 | - 100 | 0       | + 1,500 |
| Ex-Durgapur  | Steel Grade   | Ex-Works | 30,000 | 29,800 | 30,200 | 0     | + 500   | + 1,400 |
| Ex-Rourkela  | Steel Grade   | Ex-Works | 29,800 | 29,600 | 30,000 | 0     | + 2,000 | + 1,300 |
| Ex-Raigarh   | Steel Grade   | Ex-Works | 30,800 | 30,700 | 30,900 | 0     | + 2,700 | + 2,900 |
| Ex-Raipur  | Steel Grade   | Ex-Works | 31,000 | 30,800 | 31,200 | 0     | + 3,000 | + 2,900 |
| Ex-Ludhiana  | Foundry Grade | Ex-Works | 35,000 | 34,900 | 35,100 | + 200 | - 2,500 | + 1,000 |
| Ex-Durgapur  | Foundry Grade | Ex-Works | 33,000 | 32,900 | 33,100 | 0     | 0       | 0       |

Prices last updated on: 2020-11-26 15:55:18,Indian pig iron price assessment frequency has been increased from weekly to daily basis.

|   |                                   |   |
|---|-----------------------------------|---|
| Sponge Iron (C-DRI) -78-80 FeM (Recovery 85%) | Scrap - HMS, Mixed (Recovery 94%) | Pig Iron - Steel Grade, 0.5 -1.4% Silicon |
|---|-----------------------------------|---|

SteelMint Mobile App

Intelligence on the go!

Make confident business decisions from anywhere, anytime.

Download App  
From App Store

Download App  
From Play Store





Ingot/Billet

| REGION   | PARTICULAR       | INGOT  |        |         | BILLET |        |         | REBAR  |        |         |
|--|------------------|--------|--------|---------|--------|--------|---------|--------|--------|---------|
|  |                  | PRICE  | CHANGE | 1M      | PRICE  | CHANGE | 1M      | PRICE  | CHANGE | 1M      |
| Indian prices (in INR/MT) <span>As on 26 Nov 2020</span> |                  |        |        |         |        |        |         |        |        |         |
| North India  | Ghaziabad        | 34,500 | - 100  | + 1,300 | -      | -      | -       | -      | -      | -       |
|  | Mandi Gobindgarh | 35,450 | + 50   | + 1,150 | 36,000 | 0      | + 1,500 | 39,700 | - 100  | + 1,000 |
|  | Muzaffarnagar    | 34,400 | - 150  | + 1,100 | -      | -      | -       | 37,250 | - 250  | + 1,550 |
| East India   | Durgapur         | 34,000 | - 250  | + 2,700 | 34,300 | - 200  | + 2,600 | 36,900 | - 100  | + 2,800 |
|  | Rourkela         | 33,100 | 0      | + 2,750 | 33,500 | - 100  | + 2,700 | 36,800 | - 100  | + 2,500 |
| Central India  | Raigarh          | 33,100 | - 400  | + 2,400 | 33,550 | - 350  | + 2,400 | 36,300 | 0      | + 2,300 |
|  | Raipur           | 33,650 | - 350  | + 2,300 | 34,150 | - 250  | + 2,500 | 36,700 | - 400  | + 2,700 |
| West India   | Ahmedabad        | 34,700 | 0      | + 1,700 | 35,000 | 0      | + 1,200 | 40,700 | 0      | + 2,100 |
|  | Goa              | 35,700 | 0      | + 3,000 | 36,000 | 0      | + 3,000 | 40,500 | - 100  | + 4,000 |
|  | Jaipur           | 35,100 | - 100  | + 1,600 | -      | -      | -       | -      | -      | -       |
|  | Mumbai           | 36,100 | + 200  | + 3,000 | 36,300 | + 200  | + 3,000 | 39,700 | + 200  | + 3,200 |
| South India  | Hyderabad        | 36,300 | + 300  | + 3,500 | 36,500 | + 200  | + 3,500 | 39,900 | + 400  | + 3,400 |
|  | Chennai          | -      | -      | -       | 36,800 | 0      | + 4,300 | 40,500 | 0      | + 4,600 |
| West India   | Jalna            | -      | -      | -       | -      | -      | -       | 39,900 | 0      | + 4,100 |
| South India  | Bangalore        | -      | -      | -       | -      | -      | -       | 40,000 | 0      | + 3,400 |

All prices are basic, GST @ 18% extra.

Rebar (Medium & Small Scale Producers)

| PARTICULAR/DELIVERY       | SIZE/GRADE | DELIVERY | PRICE  | MIN    | MAX    | PRICE @ 18%GST | W-O-W | 1M      | 3M                |
|---------------------------|------------|----------|--------|--------|--------|----------------|-------|---------|-------------------|
| Indian prices (in INR/MT) |            |          |        |        |        |                |       |         | As on 27 Nov 2020 |
| Ex-Mandi Gobindgarh       | 12-25mm    | Ex-Works | 39,700 | 39,500 | 39,800 | 46,800         | - 100 | + 1,000 | + 2,300           |
| Ex-Muzaffarnagar          | 12-25mm    | Ex-Works | 37,250 | 37,200 | 37,300 | 44,000         | - 250 | + 1,550 | + 3,250           |
| Ex-Durgapur               | 12-25mm    | Ex-Works | 36,900 | 36,800 | 37,000 | 43,500         | - 100 | + 2,800 | + 4,100           |
| Ex-Rourkela               | 12-25mm    | Ex-Works | 36,800 | 36,700 | 36,900 | 43,400         | - 100 | + 2,500 | + 4,200           |
| Ex-Raigarh                | 12-25mm    | Ex-Works | 36,300 | 36,200 | 36,400 | 42,800         | 0     | + 2,300 | + 4,200           |
| Ex-Raipur                 | 12-25mm    | Ex-Works | 36,700 | 36,700 | 36,900 | 43,300         | - 400 | + 2,700 | + 4,500           |
| Ex-Ahmedabad              | 12-25mm    | Ex-Works | 40,700 | 40,500 | 40,900 | 48,000         | 0     | + 2,100 | + 5,100           |
| Ex-Goa                    | 12-25mm    | Ex-Works | 40,500 | 40,300 | 40,700 | 47,800         | - 100 | + 4,000 | + 5,800           |
| Ex-Jalna                  | 12-25mm    | Ex-Works | 39,900 | 39,700 | 40,000 | 47,100         | 0     | + 4,100 | + 5,900           |
| Ex-Mumbai                 | 12-25mm    | Ex-Works | 39,700 | 39,600 | 39,800 | 46,800         | + 200 | + 3,200 | + 6,100           |
| Ex-Bangalore              | 12-25mm    | Ex-Works | 40,000 | 39,800 | 40,200 | 47,200         | 0     | + 3,400 | + 4,800           |
| Ex-Chennai                | 12-25mm    | Ex-Works | 40,500 | 40,500 | 40,800 | 47,800         | 0     | + 4,600 | + 5,000           |
| Ex-Hyderabad              | 12-25mm    | Ex-Works | 39,900 | 39,800 | 40,000 | 47,100         | + 400 | + 3,400 | + 6,300           |

Prices last updated on: 2020-11-26 17:19:54,Daily Assessment, Induction Grade, Grade-500 Fe, Basic Price GST @ 18% extra ,

Structure (Medium & Small Scale Producers)

| REGION/ZONE               | PARTICULAR | 40 ANGLE | CHANGE | 1M      | 75 CHANNEL | CHANGE | 1M      | 200 BEAM | CHANGE | 1M                |
|---------------------------|------------|----------|--------|---------|------------|--------|---------|----------|--------|-------------------|
| Indian prices (in INR/MT) |            |          |        |         |            |        |         |          |        | As on 27 Nov 2020 |
| North India               | Ghaziabad  | -        | -      | -       | -          | -      | -       | 40,900   | 0      | + 2,500           |
| East India                | Durgapur   | 36,100   | 0      | + 2,300 | 38,600     | 0      | + 2,300 | 37,600   | 0      | + 2,300           |
| Central India             | Raipur     | -        | -      | -       | 37,800     | 0      | + 2,700 | 38,300   | 0      | + 2,600           |
| West India                | Ahmedabad  | 38,700   | 0      | + 2,700 | 38,700     | 0      | + 2,700 | 39,700   | 0      | + 2,700           |
| West India                | Mumbai     | 40,800   | 0      | + 3,000 | 41,600     | 0      | + 3,000 | 42,000   | 0      | + 3,000           |
| South India               | Hyderabad  | 40,300   | - 200  | + 3,300 | 39,900     | - 200  | + 3,300 | -        | -      | -                 |

Indian Structure price assessment frequency has been increased from weekly to daily basis, All prices are basic,Commercial Grade, Basic Price GST @ 18% extra

|                                     |  |  |
|-------------------------------------|--|--|
| Ingot - 3.5"*4.5", Commercial Grade | Billet - 100*100, 125*125, S+P> 0.1 %, | Re-bar - 12mm, Fe 500 Grade<br>Structure - Commercial Grade, 40x40 Angle |
|-------------------------------------|--|--|

Note:- W-O-W: Week On Week, 1M: Change over last month, 3M: Change over last 3 months

Wire Rod

| PARTICULAR                    | SIZE/GRADE       | RAIPUR                 | CHANGE | W-O-W   | DURGAPUR | CHANGE | W-O-W   |
|-------------------------------|------------------|------------------------|--------|---------|----------|--------|---------|
| Indian prices (in INR/MT)     |                  | As on date 26-Nov-2020 |        |         |          |        |         |
| Wire Rod, Induction grade     | 5.5 mm           | 38,000                 | 0      | - 700   | 37,800   | 0      | - 1,400 |
| Binding Wire, Induction grade | 20 Gauge         | 45,000                 | 0      | - 1,000 | 45,800   | 0      | - 1,200 |
| Induction grade,              | 12 Gauge HB Wire | 40,200                 | 0      | - 700   | -        | -      | -       |
| HB Wire, Induction grade      | 12 Gauge         | -                      | -      | -       | 39,800   | 0      | - 1,300 |
| Barbed Wire, Induction grade  | 12*12 Gauge      | 47,500                 | 0      | - 1,000 | 48,000   | 0      | - 1,500 |
| GI Wire, Induction grade      | 12 Gauge         | 45,500                 | 0      | - 1,100 | 45,000   | 0      | - 1,500 |

Weekly Assessment,Commercial Grade, Basic Price GST @ 18% extra

Finished Flat

| REGION   | PARTICULAR | HRC    |         |         |         | CRC    |         |         |         |
|--|------------|--------|---------|---------|---------|--------|---------|---------|---------|
|  |            | PRICE  | CHANGE  | W-O-W   | 1M      | PRICE  | CHANGE  | W-O-W   | 1M      |
| Indian prices (in INR/MT) <span>As on 26 Nov 2020</span> |            |        |         |         |         |        |         |         |         |
| North India  | Delhi      | 47,750 | + 1,500 | + 1,500 | + 3,000 | 54,500 | 0       | 0       | + 1,000 |
| North India  | Ludhiana   | 47,250 | + 1,000 | + 1,000 | + 2,000 | 56,000 | + 500   | + 500   | + 1,250 |
| East India   | Kolkata    | 45,500 | + 1,250 | + 1,250 | + 3,250 | 53,500 | + 1,000 | + 1,000 | + 3,750 |
| West India   | Ahmedabad  | 48,250 | + 1,000 | + 1,000 | + 4,000 | 56,250 | + 1,000 | + 1,000 | + 3,250 |
| West India   | Mumbai     | 47,000 | + 500   | + 500   | + 4,000 | 55,500 | + 500   | + 500   | + 2,000 |
| South India  | Chennai    | 47,000 | + 750   | + 750   | + 3,000 | 56,750 | + 500   | + 500   | + 2,750 |
| South India  | Hyderabad  | 47,000 | + 1,250 | + 1,250 | + 3,250 | 56,000 | + 1,000 | + 1,000 | + 2,000 |

All prices are basic, GST @ 18% extra.

Ferro Alloys

| PARTICULAR/DELIVERY | SIZE/GRADE       | DELIVERY                 | PRICE  | MIN    | MAX    | W-O-W   | 1M      | 3M      |
|---------------------|------------------|--------------------------|--------|--------|--------|---------|---------|---------|
| Silico Manganese    | 25-150 mm, 60-14 | Ex-Durgapur              | 60,250 | 60,000 | 60,500 | + 125   | + 1,750 | - 1,250 |
|                     | 60-14            | Ex-Raipur                | 59,750 | 59,500 | 60,000 | + 125   | + 1,500 | - 2,333 |
| Ferro Silicon       | HC 70%           | Ex-Guwahati              | 81,000 | NA     | NA     | + 2,500 | + 2,000 | - 3,000 |
| Ferro Manganese     | HC 70%           | Ex-Durgapur              | 58,500 | 58,000 | 59,000 | + 1,500 | - 500   | NA      |
| Ferro Chrome        | HC 60%           | Ex-Jajpur                | 66,250 | 66,000 | 66,500 | - 250   | - 3,750 | - 5,250 |
| Chrome Ore          | Friable 54%+     | Ex-Jajpur (OMC-eAuction) | 12,516 | NA     | NA     | NA      | NA      | NA      |

Prices last updated on: 2020-11-10,OMC E-Auction Prices Including Royalty

|                  |                                    |           |        |    |    |      |      |      |
|------------------|------------------------------------|-----------|--------|----|----|------|------|------|
| Ferro Chrome     | 10-150mm, HC 60% (cents/lb), India | CNF China | ¢69/lb | NA | NA | 0    | - 1  | + 2  |
| Ferro Manganese  | HC 75%                             | FOB India | \$845  | NA | NA | - 5  | - 5  | - 55 |
| Silico Manganese | 65-16                              | FOB India | \$880  | NA | NA | + 40 | + 30 | - 30 |

Prices last updated on: 2020-11-25,Weekly Assessment

Note:- W-O-W: Week On Week, 1M: Change over last month, 3M: Change over last 3 months

# SteelMint billet index drops by INR 250/t, trades improve - 26 Nov'20

26 Nov 2020

### Rationale:

SteelMint daily billet index has been assessed at INR 34,150/t (-250), exw Raipur on 26th November, 18:00 IST.

Total of about 2,350 t billet trades recorded today, as against 1,300 t yesterday (i.e. 25th Nov).

- **This index** has been derived based on transactions, offers, bids and indicative price data sets. Transactions are considered as T1 and given a weightage of 50% whereas other data sets are considered as T2 and given a weightage of the balance 50%.
- **Transactions (T1)**- Five trades were recorded in the 2:30 to 5.30 pm SteelMint trading window and considered for final price calculation as T1 inputs. Out of which, three trades were recorded at INR 34,200/t, one deal at INR 34,100/t & one at INR 34,050/t. The average price of these five transactions was INR 34,150/t and given a 50% weightage in the final price calculation.
- **Other Price Indicators - bids/offers/indicative (T2)**- Thirteen offers reported in the trading window and considered as T2 inputs. The average price of these was INR 34,173/t and given a 50% weightage in the final price calculation.

The final price for billet exw Raipur was at INR 34,162/t, rounded to INR 34,150/t exw.

From SteelMint Team - While it would be our earnest endeavour, at SteelMint, to bring about transparent and unbiased price index reporting, we would request all our readers and subscribers for their feedback and if they could participate in the reporting of more transactions.

For detailed methodology - [click here](#)

| India Domestic Raipur Billet Trade Updates- 26 Nov'20 |               |            |               |          |                   |          |
|---|---------------|------------|---------------|----------|-------------------|----------|
| Participant   | Industry Type | Trade Type | Price (INR/t) | Delivery | Time of Deal/Call | Data Set |
| P1  | Seller        | Indicative | 34,300        | FoR      | 11:20             | T2       |
| P2  | Seller        | Indicative | 34,200        | Exw      | 15:00             | T2       |
| P3  | Seller        | Indicative | 34,000        | FoR      | 15:09             | T2       |
| P4  | Broker        | Trade      | 34,200        | FoR      | 15:15             | T1       |
| P5  | Broker        | Offer      | 34,200        | Exw      | 15:25             | T2       |
| P6  | Broker        | Offer      | 34,200        | FoR      | 15:25             | T2       |
| P7  | Seller        | Indicative | 34,200        | FoR      | 15:38             | T2       |
| P8  | Broker        | Trade      | 34,050        | FoR      | 15:59             | T1       |
| P9  | Buyer         | Offer      | 34,300        | FoR      | 16:26             | T2       |
| P10   | Seller        | Trade      | 34,100        | FoR      | 16:40             | T1       |
| P11   | Broker        | Trade      | 34,200        | FoR      | 16:45             | T1       |
| P12   | Seller        | Trade      | 34,200        | FoR      | 16:49             | T1       |
| P13   | Broker        | Offer      | 34,100        | FoR      | 16:53             | T2       |
| P14   | Seller        | Indicative | 34,200        | Exw      | 17:00             | T2       |
| P15   | Seller        | Offer      | 34,400        | Exw      | 17:25             | T2       |
| P16   | Buyer         | Offer      | 34,200        | FoR      | 17:25             | T2       |
| P17   | Seller        | Indicative | 34,350        | Exw      | 17:30             | T2       |
| P18   | Seller        | Offer      | 34,000        | Exw      | 17:30             | T2       |
| P19   | Seller        | Indicative | 34,000        | FoR      | 17:30             | T2       |

Global Prices

| COMMODITY    | PARTICULAR | GRADE/SIZE                    | PRICE       | CHANGE | W-O-W  | 1M     | 3M      |
|--------------|------------|-------------------------------|-------------|--------|--------|--------|---------|
| China        |            |                               |             |        |        |        |         |
| Export       |            |                               |             |        |        |        |         |
| Billet       | FOB China  | 125*125, BF Grade             | \$475       | - 0.5  | - 0.5  | + 28.5 | + 34.5  |
| TMT (Re-Bar) | FOB China  | Commerical                    | \$480       | + 3    | + 6.5  | + 15   | + 30    |
| Wire Rod     | FOB China  | 5.5mm                         | NA          | NA     | NA     | NA     | NA      |
| HRC          | FOB China  | 2.5mm                         | \$568       | + 20   | + 20   | + 45   | + 45    |
| CRC          | FOB China  | 0.90 mm                       | \$660       | + 15   | + 15   | + 55   | + 90    |
| Import       |            |                               |             |        |        |        |         |
| Iron Ore     | CNF China  | Lumps Fe 64/63%, South Africa | \$128       | 0      | NA     | + 16   | + 3     |
| Iron Ore     | CNF China  | Fines Fe 62%, Australia       | \$128       | 0      | NA     | + 11   | - 3     |
| Pellets      | CNF China  | 6-20mm, BF Grade              | \$161       | + 4    | + 4    | + 10   | + 19.5  |
| Coking Coal  | CNF China  | Premium HCC, Australia        | \$166       | + 3.25 | + 3.25 | + 36   | + 47.62 |
| Mill Scale   | CNF China  | 70/68%                        | NA          | NA     | NA     | NA     | NA      |
| FeCr         | CNF China  | HC 60%                        | ¢69/lb      | 0      | 0      | - 1    | + 2     |
| Mn Ore       | CNF China  | Mn 46% Lumps, Australia       | \$4.5/dmtu  | - 0.1  | NA     | 0      | 0       |
| Mn Ore       | CNF China  | Mn 38%, South Africa          | \$3.85/dmtu | - 0.1  | NA     | 0      | 0       |

CIS Nations

|              |               |                   |       |        |        |      |        |
|--------------|---------------|-------------------|-------|--------|--------|------|--------|
| Export       |               |                   |       |        |        |      |        |
| Billet       | FOB Black Sea | 125*125, BF Grade | \$448 | + 13.5 | + 13.5 | + 43 | + 48   |
| Slabs        | FOB Black Sea | Commercial        | \$475 | + 10   | + 10   | + 37 | + 42.5 |
| Pig Iron     | FOB Black Sea | Steel Grade       | \$385 | + 20   | + 20   | + 35 | NA     |
| TMT (Re-Bar) | FOB Black Sea | Commercial        | \$435 | 0      | + 8    | + 23 | + 58   |
| HRC          | FOB Black Sea | 2.5mm             | \$553 | + 28   | + 28   | + 68 | + 68   |
| CRC          | FOB Black Sea | 0.90mm            | \$630 | + 40   | + 40   | + 65 | + 82   |

Japan/Korea

|        |           |        |        |      |      |      |      |
|--------|-----------|--------|--------|------|------|------|------|
| Export |           |        |        |      |      |      |      |
| HRC    | FOB Korea | 2.5mm  | \$595  | + 25 | + 25 | + 72 | + 80 |
| Import |           |        |        |      |      |      |      |
| FeCr   | CNF Japan | HC 60% | ¢71/lb | 0    | 0    | 0    | + 1  |

Note:- W-O-W: Week On Week, 1M: Change over last month, 3M: Change over last 3 months, All prices are weekly assessment, Iron Ore are daily assessment









































| COMMODITY            | PARTICULAR       | GRADE/SIZE                 | PRICE       | CHANGE | W-O-W   | 1M     | 3M      |
|----------------------|------------------|----------------------------|-------------|--------|---------|--------|---------|
| India                |                  |                            |             |        |         |        |         |
| Export               |                  |                            |             |        |         |        |         |
| Iron Ore             | FOB India        | Fines, Fe 58/57%           | NA          | NA     | NA      | NA     | NA      |
| Mill Scale           | FOB India        | 70/68%                     | NA          | NA     | NA      | NA     | NA      |
| Billet               | FOB India        | 95*95mm                    | \$450       | + 8.5  | + 8.5   | + 25   | + 27    |
| Billet               | FOB India        | 150*150mm                  | \$445       | + 8.5  | + 8.5   | + 25   | + 25    |
| Pig Iron             | FOB India        | Steel Grade                | \$385       | + 20   | + 20    | + 30   | NA      |
| HRC                  | FOB India        | 2.5mm                      | \$595       | + 27   | + 27    | + 69   | + 83    |
| CRC                  | FOB India        | 0.9mm                      | \$605       | 0      | 0       | + 30   | + 10    |
| SiMn                 | FOB India        | 60/14%                     | \$810       | 0      | + 5     | + 5    | - 30    |
| FeMn                 | FOB India        | HC 75%                     | \$845       | - 5    | - 5     | - 5    | - 55    |
| FeSi                 | FOB Bhutan       | 70-75%                     | \$1,100     | 0      | 0       | 0      | 0       |
| Import               |                  |                            |             |        |         |        |         |
| Iron Ore             | CNF India        | Lumps Fe 64%, South Africa | \$130       | 0      | NA      | 0      | + 1     |
| Scrap                | CNF India        | HMS 1&2 ,Middle East       | NA          | NA     | NA      | NA     | NA      |
| Scrap                | CNF India        | Shredded, Europe           | \$360       | 0      | + 13.33 | + 40   | + 40.4  |
| Coking Coal          | CNF India        | Premium HCC, Australia     | \$111.3     | + 1.1  | + 1.1   | - 7.1  | - 12.08 |
| Non-Coking Coal      | CNF India        | RB2 5500 NAR, South Africa | NA          | NA     | NA      | NA     | NA      |
| Met Coke             | CNF India        | 62%, China                 | NA          | NA     | NA      | NA     | NA      |
| Pellets              | CNF India        | 6-20mm, BF Grade           | NA          | NA     | NA      | NA     | NA      |
| Wire Rod             | CNF India        | 5.5mm, China               | NA          | NA     | NA      | NA     | NA      |
| HRC                  | CNF India        | 2.5mm, China               | \$593       | + 20   | + 20    | + 43   | + 43    |
| HRC                  | CNF India        | 2.5mm, Korea               | \$630       | + 42   | + 42    | + 85   | + 85    |
| CRC                  | CNF India        | 0.90mm, China              | \$685       | + 15   | + 15    | + 55   | + 80    |
| HR Plate             | CNF India        | A 36                       | NA          | NA     | NA      | NA     | NA      |
| Mn Ore               | CNF India        | Mn 38%, South Africa       | \$3.85/dmtu | - 0.1  | NA      | 0      | 0       |
| Europe & US          |                  |                            |             |        |         |        |         |
| Export               |                  |                            |             |        |         |        |         |
| Pig Iron             | FOB Brazil       | Steel Grade                | \$378       | + 18   | + 18    | + 23   | NA      |
| Import               |                  |                            |             |        |         |        |         |
| Scrap                | CFR Turkey       | HMS (80:20), US            | \$350       | + 15   | + 27    | + 57.4 | + 55.2  |
| HRC                  | CIF Europe       | 2.5mm                      | \$608       | + 20   | + 20    | + 43   | + 43    |
| Middle East & Africa |                  |                            |             |        |         |        |         |
| Export               |                  |                            |             |        |         |        |         |
| Iron Ore             | FoB South Africa | Lumps, Fe 64/63%           | NA          | NA     | NA      | NA     | NA      |
| Non Coking Coal      | FoB South Africa | RB2 5500 NAR               | NA          | NA     | NA      | NA     | NA      |
| Import               |                  |                            |             |        |         |        |         |
| Billet               | CNF Dubai        | 125*125, China             | NA          | NA     | NA      | NA     | NA      |
| HRC                  | CNF Dubai        | 2.5mm, China               | \$583       | + 10   | + 10    | + 55   | + 48    |

Note:- W-O-W: Week On Week, 1M: Change over last month, 3M: Change over last 3 months, All prices are weekly assessment, Iron Ore are daily assessment

|  |                    |
|--|--------------------|
| Intel  |                    |
| Iron Ore   |                    |
| » India: SAIL to auction 36,000t iron ore fines from Karnataka                             | Nov 26, 2020 17:05 |
| » India: Bids increase in SAIL's iron ore auction from Chhattisgarh mines                  | Nov 26, 2020 16:25 |
| » Iron ore spot price inches up on supportive futures market                               | Nov 26, 2020 10:42 |
| » India: Bids increase in SAIL's iron ore auction from Odisha mines                        | Nov 25, 2020 16:30 |
| » Spot price for iron ore inches up on firm demand outlook                                 | Nov 25, 2020 11:04 |
| Coal   |                    |
| » Australian coking coal price rises on fresh booking                                      | Nov 26, 2020 13:22 |
| » Australian coking coal FoB price stays firm, CNF China keeps rising                      | Nov 25, 2020 12:04 |
| » South African RB2 coal traded at INR 5,100/t ex-Gangavaram                               | Nov 24, 2020 17:55 |
| » Australian coking coal FoB prices down marginally, CNF China prices rally                | Nov 24, 2020 12:29 |
| » India: CIL hikes non-coking coal prices by INR 10/t w.e.f Dec '20                        | Nov 23, 2020 19:48 |
| Scrap & Metallics  |                    |
| » India: Melting scrap prices fluctuate marginally   | Nov 26, 2020 19:15 |
| » Indian sponge iron prices drop on dull inquiries   | Nov 26, 2020 19:14 |
| » India: Bids decline by INR 970/t (\$13) in SAIL's Burnpur pig iron auction               | Nov 26, 2020 17:08 |
| » Indian sponge iron export offers drop by \$5 in recent deals                             | Nov 26, 2020 15:34 |
| » Central India: Sponge iron prices remain stable amid limited inquiries                   | Nov 25, 2020 19:06 |
| Steel  |                    |
| » Indian HRC export price for Nepal increases by \$35/t in the recent deal                 | Nov 26, 2020 19:15 |
| » Indian secondary rebar offers exhibit volatility   | Nov 26, 2020 19:03 |
| » India: Raipur based re-rollers decrease rebar offer by INR 500/t (\$7)                   | Nov 26, 2020 17:08 |
| » Chinese domestic billet prices fall further, trades improve                              | Nov 26, 2020 16:56 |
| » China: Iron ore and steel futures close higher   | Nov 26, 2020 16:43 |
| Ferro Alloy  |                    |
| » Indian manganese ore imports up by 5.5% in Oct' 20                                       | Nov 24, 2020 13:06 |
| » India: MOIL to conduct auction for ferro manganese and manganese dioxide                 | Nov 23, 2020 08:36 |
| » UMK reduces manganese ore offers to China for Feb' 21 shipments                          | Nov 21, 2020 13:55 |
| » India: Karnataka manganese ore auction receives healthy response, entire quantity booked | Nov 17, 2020 20:01 |
| » Jsw steel invites expression of interest for supply of ferro alloys                      | Nov 12, 2020 20:13 |
| Ship Breaking  |                    |
| » Global ship-breaking: 170 ships broken in Q3 CY'20                                       | Oct 31, 2020 16:36 |
| » South Asia: Ship breaking prices remain majorly stable                                   | Oct 19, 2020 17:17 |
| » India: Shipping Ministry notifies DG Shipping as National Ship Recycling Authority       | Oct 15, 2020 16:03 |
| » Pakistan shipbreaking imports hit over two-years high                                    | Oct 15, 2020 12:45 |
| » India: Alang ship breaking scrap prices rise upto INR 400/t (\$5)                        | Oct 05, 2020 13:33 |

Live Tenders

| COMPANY                  | TYPE | GRADE  | QUANTITY   | EXPIRY DATE  | LOCATION   | VIEW  |
|--------------------------|------|--|------------|--------------|--|---|
| Billet/ingot/slab        |      |  |            |              |  |   |
| RINL                     | Sell | 150x150MM  | 30,000 MT  | 27 Nov, 2020 |  Vishakhapatnam, Andhra Pradesh, India  |    |
| SAIL                     | Sell | Secondary steel  | 24,766 MT  | 27 Nov, 2020 |  Bhilai, Chattisgarh, India             |    |
| Coking                   |      |  |            |              |  |   |
| MSTC                     | Sell | Lam coke & Chrome ore  | 9,082 MT   | 27 Nov, 2020 |  Bhubaneswar, Odisha, India             |    |
| Ferro Manganese          |      |  |            |              |  |   |
| MOIL Limited             | Sell | Manganese 70-72%   | 4,372 MT   | 03 Dec, 2020 |  Nagpur, Maharashtra, India             |    |
| Fines/lumps              |      |  |            |              |  |   |
| SAIL                     | Sell | Kiriburu Iron Ore Fines Size: [-10 mm] Fe:62% (Indicative)   | 200,000 MT | 30 Dec, 2020 |  Kolkata, West Bengal, India            |    |
| SAIL                     | Sell | Meghahatuburu Iron Ore Fines Size: [-10 mm] Fe:62% (Indicati | 300,000 MT | 30 Nov, 2020 |  Kolkata, West Bengal, India            |    |
| MSTC                     | Sell | Fe: 67.53-68.31%,  | 12,568 MT  | 27 Nov, 2020 |  Vishakhapatnam, Andhra Pradesh, India  |    |
| SAIL                     | Sell | Bolani Iron Ore Fines (Dump fines) Size: [-]10 mm Fe:59%     | 200,000 MT | 08 Dec, 2020 |  Kolkata, West Bengal, India            |    |
| SAIL                     | Sell | Fe:62.5%   | 72,000 MT  | 27 Nov, 2020 |  Kolkata, West Bengal, India            |    |
| MSTC                     | Sell | Lumps & fines  | 497,955 MT | 01 Dec, 2020 |  Bangalore, Karnataka, India          |  |
| SAIL                     | Sell | Kiriburu- Iron Ore Fines Size: [-]10 mm Fe: 62 %             | 200,000 MT | 23 Dec, 2020 |  Kolkata, West Bengal, India          |  |
| SAIL                     | Sell | Meghahatuburu - Iron Ore Fines Size: [-]10 mm Fe: 62 %       | 200,000 MT | 29 Dec, 2020 |  Kolkata, West Bengal, India          |  |
| Manganese Ore            |      |  |            |              |  |   |
| MSTC                     | Sell | Mn ore   | 14,616 MT  | 01 Dec, 2020 |  Bangalore, Karnataka, India          |  |
| Non Coking               |      |  |            |              |  |   |
| SECL                     | Sell | G-5 to 13  | 645,000 MT | 27 Nov, 2020 |  Bilaspur, Chattisgarh, India         |  |
| SECL                     | Sell | Non Coking coal  | 2 MnT      | 27 Nov, 2020 |  Bilaspur, Chattisgarh, India         |  |
| Pig Iron                 |      |  |            |              |  |   |
| SAIL                     | Sell | Steel grade  | 3,900 MT   | 27 Nov, 2020 |  Rourkela, Odisha, India              |  |
| Silico Manganese         |      |  |            |              |  |   |
| RINL                     | Buy  | Silico Manganese   | 102,000 MT | 31 Mar, 2021 |  Visakhapatnam, Andhra Pradesh, India |  |
| SAIL                     | Sell | 0-3/3-10mm   | 800 MT     | 27 Nov, 2020 |  Chandrapur, Maharashtra, India       |  |
| Used Plants And Machines |      |  |            |              |  |   |
| Vishal Ferro Alloys Ltd  | Sell | plant and machinery items                                    | 1 Nos      | 30 Nov, 2020 |  Rourkela, Odisha, India              |  |

[View All](#)

## Disclaimer

---

SteelMint has taken due care and caution in compilation of content. Information is just for reference not intended for trading purpose or to address your particular requirement. The content includes facts, views, and opinions are of individuals and not that of the SteelMint management. We and our content licensors do not guarantee or warrant the accuracy, completeness or timeliness of, or otherwise endorse these views, and opinions. SteelMint and its affiliates, or their employees, directors or agents shall not be liable or responsible for any loss or costs or any action whatsoever arising out of use or relying on the spot prices disseminated.