

TAKE  
BUSINESS  
DECISIONS ON  
**FACTS**  
NOT ONLY ON  
**GUTS**

Steelmint Launches

India Domestic Billet

# Price Index EXW Raipur



- ✓ Credible & Transparent Prices
- ✓ Robust Methodology & Rationale
- ✓ IOSCO compliance
- ✓ Independent view of the market
- ✓ Enabling informed conversations & negotiations

# Australia: Thermal coal exports up by 26% m-o-m in Dec'20 on rising demand from Northeast Asian countries

Jan 15, 2021 18:28

Australia’s thermal coal exports in Dec’20 stood at 18.4 mn t against 14.6 mn t in November (up by 26% m-o-m), CoalMint’s vessel line up data revealed. As Australia’s key export destinations like South

Korea, Japan, and Taiwan braced for colder than usual winters and heavy snowfall, their demand for power in turn led to a rise in Australian thermal coal imports during the month as exports to the three major impor

[Continued](#)

## Snap Shot - Global Prices (USD/MT)

COMMODITY	PARTICULAR	SIZE, GRADE	AS ON	PRICE	CHANGE	1M	3M
Iron Ore Fines <sup>1</sup>	China Imports	Fines, Fe 61.5%	15 Jan   10.42 IST	\$166	+ 2	+ 11	NA
Iron Ore Lumps <sup>1</sup>	Indian Imports	Lumps, Fe 64%	15 Jan   10.42 IST	\$185	0	+ 22	+ 55
Pellets ( Brazil ) <sup>2</sup>	China Imports	6-20 mm, Fe 65%	13 Jan   18.16 IST	\$232	+ 15	NA	+ 83
Pellets ( India ) <sup>2</sup>	China Imports	6-20 mm, Fe 64%	13 Jan   18.16 IST	\$205	+ 6	+ 24	+ 68
Coking <sup>2</sup>	Australia Exports	Premium HCC	15 Jan   20.11 IST	\$112.5	+ 10.5	+ 11.62	+ 1.12
Met Coke <sup>2</sup>	India Imports	64% CSR	15 Jan   20.12 IST	\$402	+ 16	+ 46	+ 107.5
Non Coking <sup>2</sup>	India Imports	RB2	15 Jan   17.08 IST	\$84.6	- 3.6	+ 8.97	+ 26.88
Graphite Electrode <sup>2</sup>	China Exports	600mm, UHP	11 Jan   11.23 IST	19,500	0	+ 750	+ 750
Scrap <sup>2</sup>	India Imports	Shredded	15 Jan   18.36 IST	\$492	+ 9	+ 74	+ 180.4
Scrap <sup>2</sup>	Turkey Imports	HMS 1&2	15 Jan   18.36 IST	\$478	0	+ 49.2	+ 188.8
Scrap <sup>2</sup>	Pakistan Imports	Shredded	15 Jan   18.36 IST	\$480	- 30	+ 54	+ 164
Scrap <sup>2</sup>	Bangladesh Imports	Shredded	15 Jan   18.36 IST	\$512	0	+ 77.8	+ 186
Scrap ( Ship Breaking ) <sup>2</sup>	India Imports	Containers	09 Jan   13.17 IST	\$450	+ 30	+ 50	+ 100
Billet <sup>2</sup>	India Exports	150*150, 3SP/4SP	15 Jan   16.27 IST	\$576	0	+ 49.5	+ 158
Billet <sup>2</sup>	China Exports	150*150, Q235	24 Dec   18.59 IST	\$516	- 17	+ 41	+ 93.5
Billet <sup>2</sup>	Russia Exports	130*130, 3SP	15 Jan   16.27 IST	\$590	- 13	+ 43.5	+ 185
Billet <sup>2</sup>	Iran Exports	130*130, 3SP	15 Jan   16.27 IST	\$568	0	+ 73	+ 155
Sponge Iron <sup>2</sup>	India Exports	Lumps, FeM 80	14 Jan   12.28 IST	\$397	- 20	- 4	+ 80.33
Pig Iron <sup>2</sup>	India Exports	Steel Grade	09 Jan   17.44 IST	\$525	+ 20	+ 75	+ 170
Pig Iron <sup>2</sup>	Russia Exports	Steel Grade	09 Jan   17.44 IST	\$540	+ 40	+ 85	+ 190
HRC <sup>2</sup>	China Exports	3-12mm, SS400	12 Jan   19.38 IST	\$680	+ 15	+ 27	+ 155
HRC <sup>2</sup>	India Exports	2.5 mm, SAE1006	12 Jan   19.38 IST	\$785	0	+ 89	+ 270
HRC <sup>2</sup>	South Korea Exports	1.6-2.5mm, SAE 1006	12 Jan   19.38 IST	\$773	+ 68	+ 105	+ 250
HRC ( China ) <sup>2</sup>	Vietnam Imports	2-3mm, SAE 1006	12 Jan   19.38 IST	\$723	+ 3	+ 28	+ 190
CRC <sup>2</sup>	India Exports	0.9 mm, IS 513 Gr.O	13 Jan   16.25 IST	\$960	+ 57	+ 90	+ 385
CRC <sup>2</sup>	China Exports	0.90mm, SPCC	13 Jan   16.25 IST	\$758	+ 3	+ 30	+ 158
HR Plate <sup>2</sup>	China Exports	5-10mm, SS 400	13 Jan   15.26 IST	\$653	- 7	+ 55	+ 140
GP <sup>2</sup>	China Exports	DX51D+z80, Width 1,000-1,500 mm, thickness 0.5-2mm	14 Jan   16.21 IST	\$778	+ 13	+ 33	+ 153
Silico Manganese <sup>2</sup>	India Exports	65-16	15 Jan   15.13 IST	\$1,050	0	+ 93.33	+ 170
Ferro Chrome <sup>2</sup>	China Import	10-150mm, HC 60%	13 Jan   19.48 IST	₹79/lb	+ 2.5	+ 10	+ 10
Manganese Ore <sup>2</sup>	India Imports	Lumps, Mn 37%	09 Jan   12.06 IST	\$4.65/dmtu	+ 0.4	+ 0.65	+ 0.45
Ferro Manganese <sup>2</sup>	India Exports	HC 75%	15 Jan   15.15 IST	\$1,000	0	+ 67.5	+ 150
Ferro Silicon <sup>2</sup>	Bhutan Exports	70%	14 Jan   18.47 IST	\$1,350	0	+ 130	+ 250

1-Daily Assessment, 2-Weekly Assessment, 3-Monthly Assessment, W-O-W:Week On Week, 1M: Change over last month, 3M: Change over last 3 months

Australian coking coal prices surge on premium tender conclusion

The FoB spot price for Australian premium low-volatile (PLV) hard coking coal (HCC) surged by \$10.5/t this week to a near three-month high with a sell tender concluded at a higher leve...

ON: 2021-01-15Category: Coal

Read More

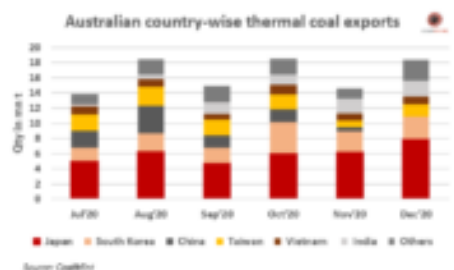


Australia: Thermal coal exports up by 26% m-o-m in Dec'20 on rising demand from Northeast Asian countries

Australia's thermal coal exports in Dec'20 stood at 18.4 mn t against 14.6 mn t in November (up by 26% m-o-m), CoalMint's vessel line up data revealed. As Australia's key export destin...

ON: 2021-01-15Category: Coal

Read More



Australia: Iron ore export shipments up 3% in CY'20

Australia's total iron ore export shipments were recorded at 874.96 mn t for CY'20. Shipments increased by 3% as against 848.15 mn t in CY'19, according to the vessel line up data main...

ON: 2021-01-15Category: Iron Ore

Read More



SE Asia: Billet import market continues to remain dull

SE Asian billet market continues remaining dull on wide bid-offer spread. The offers have crossed \$610/t, FoB levels, while bids were reported at \$590/t, CFR. Anticipating prices to fa...

ON: 2021-01-15Category: Semi Finished

Read More




South Korea's ferrous scrap imports decline by 34% in CY'20

South Korea's scrap import volumes stood at 4.11 mn t in CY'20, down by 34% against 6.24 mn t in CY'19. Notably, scrap imports have dropped to ten years low since the data maintained ...

ON: 2021-01-15Category: Scrap & Metallica

Read More



Higher grade iron ore demand firm among Chinese steel mills

China's steel mills are consuming more higher Fe grade iron ore products such as Carajas Fines, iron ore lumps and pellets, which has seen active trading on these products and firm pri...

ON: 2021-01-15Category: Iron Ore

Read More



[more news](#)

# Indian steel makers ask auto clients to switch to quarterly contracts amid soaring prices

Jan 15, 2021 19:42

Steel producers are asking their auto clients to pay more on top of their biannual contracts or consider moving to shorter duration contracts as soaring prices of steel have widened the gap between spot and contract prices. "Interim adjustments are being asked for and this is being discussed," one senior industry member from a leading steel major said on the condition of anonymity. Another industry member said, the auto companies are being asked to consider

[Continued](#)

## Snap Shot - Indian Domestic Prices (INR/MT)

COMMODITY	PARTICULAR	SIZE, GRADE	AS ON	PRICE	CHANGE	1M	3M
Fines/lumps <sup>2</sup>	Iron Ore Index	5-18 mm, Fe 63%, DR Grade	09 Jan   16.04 IST	8,950	+ 150	+ 850	+ 2,800
Fines/lumps <sup>2</sup>	Iron Ore Index	0-10 mm, Fe 63%	09 Jan   16.04 IST	6,300	- 50	- 50	+ 2,600
Iron Ore <sup>3</sup>	NMDC	6-40 mm, Fe 65.5%	06 Jan   10.27 IST	5,700	+ 500	+ 500	+ 2,250
Iron Ore <sup>3</sup>	NMDC	0 -10 mm, Fe 64%	06 Jan   10.27 IST	4,810	+ 200	+ 200	+ 1,650
Pellets <sup>2</sup>	Raipur	6-20 mm, Fe 63%	15 Jan   18.03 IST	12,450	0	+ 500	+ 3,600
Pellets <sup>2</sup>	Bellary	6-20 mm, Fe 63%	15 Jan   18.03 IST	12,000	0	+ 25	+ 3,425
Coal <sup>2</sup>	Ex-India (East)	25-90 MM, Met Coke, Blast Furnace	15 Jan   20.28 IST	29,500	+ 3,250	+ 5,500	+ 6,500
Graphite Electrode <sup>3</sup>	Ex-India	600mm, UHP	04 Jan   16.11 IST	270,000	0	0	NA
Mill Scale <sup>2</sup>	FoR-Kandla	Fines, Fe 70/68%	09 Jan   16.05 IST	7,000	+ 500	+ 1,000	+ 2,750
Scrap <sup>1</sup>	Ex-Mumbai	HMS	15 Jan   17.42 IST	28,500	- 300	- 700	+ 3,900
Scrap <sup>1</sup>	Ex-Alang	HMS	15 Jan   17.42 IST	29,700	NA	- 400	+ 5,100
Pig Iron <sup>1</sup>	Ex-Ludhiana, Foundary	Foundry Grade	15 Jan   15.57 IST	42,000	- 100	+ 700	+ 5,200
Sponge Iron <sup>1</sup>	Ex-Raipur	Mix , FeM 80%, +/-1	15 Jan   17.35 IST	26,600	- 400	0	+ 4,900
Sponge Pellet <sup>1</sup>	Ex-Raipur	Lumps, FeM 80%, +/-1	15 Jan   17.32 IST	25,550	- 250	- 50	+ 4,750
Billet <sup>1</sup>	Ex-Mumbai	100x100mm, IS 2831	15 Jan   18.12 IST	40,200	- 400	- 300	+ 7,300
Billet <sup>1</sup>	Ex-Raipur	100x100mm, IS 2831	15 Jan   18.12 IST	38,600	- 800	+ 600	+ 7,350
TMT (Re-Bar) Secondary mills <sup>1</sup>	Ex-Mumbai	12-25mm, Induction Grade, IS 1786- 500 Fe	15 Jan   17.10 IST	46,600	- 500	+ 2,200	+ 10,800
TMT (Re-Bar) Secondary mills <sup>1</sup>	Ex-Delhi/NCR	12-25mm, Induction Grade, IS 1786- 500 Fe	15 Jan   17.10 IST	43,900	- 200	+ 300	+ 7,400
Structure <sup>1</sup>	Ex-Mumbai	40*40 Angle, Commercial Grade	15 Jan   10.08 IST	46,000	0	+ 1,800	+ 9,000
Wire Rod <sup>1</sup>	Ex-Raipur	5.5 mm, Wire Rod, Induction grade	15 Jan   16.26 IST	44,100	- 600	+ 1,500	+ 9,600
HRC <sup>2</sup>	Ex-Delhi	2.5-8mm, IS2062	13 Jan   18.43 IST	58,250	0	+ 4,000	+ 13,750
HRC <sup>2</sup>	Ex-Mumbai	2.5-8mm, IS2062	13 Jan   18.43 IST	57,000	- 1,000	+ 5,000	+ 14,250
CRC <sup>2</sup>	Ex-Delhi	0.90mm, IS 513 Gr O	13 Jan   19.43 IST	68,000	- 1,000	+ 4,500	+ 14,500
CRC <sup>2</sup>	Ex-Mumbai	0.90mm, IS 513 Gr O	13 Jan   19.43 IST	68,500	0	+ 7,500	+ 15,250
HR Plate <sup>2</sup>	Ex-Mumbai	5-10mm, IS2062	14 Jan   19.41 IST	55,500	- 500	+ 2,000	+ 13,400
GP <sup>2</sup>	Ex-Mumbai	0.8mm, 120 GSM	15 Jan   16.31 IST	66,500	- 500	+ 5,700	+ 14,750
Silico Manganese <sup>2</sup>	Ex-Raipur	60-14	15 Jan   15.12 IST	69,500	+ 250	+ 4,333	+ 11,000
Ferro Manganese <sup>2</sup>	Ex-Raipur	HC 70%	15 Jan   15.14 IST	70,500	0	+ 5,250	+ 10,000
Ferro Chrome <sup>2</sup>	Ex-Jajpur	HC 60%	13 Jan   19.47 IST	80,000	+ 5,000	+ 14,000	+ 11,000
Manganese Ore <sup>2</sup>	Ex Balaghat, MOIL	Lumps, Mn 37%, Fe 7.5%	01 Jan   13.54 IST	13,619	+ 1,238	+ 1,238	+ 234
Chrome Ore <sup>2</sup>	Ex-Odisha OMC, E-auction	Lumps, Friable 48-50%	12 Jan   11.02 IST	9,909	NA	+ 1,203	NA

*\*Basic Price GST @ 18% extra*  
*1-Daily Assessment, 2-Weekly Assessment, 3-Monthly Assessment, W-O-W: Week On Week, 1M: Change over last month, 3M: Change over last 3 months*

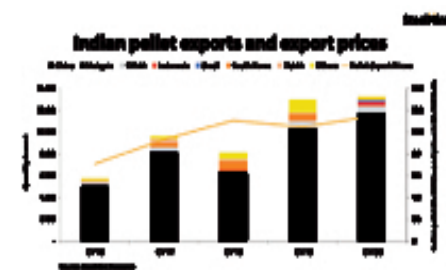


## India: Supreme Court seeks replies from govt, pellet producers on export duty petition

The Supreme Court has sought replies from the Union government and as many as 61 iron ore pellet producers-cum-exporters on a PIL seeking a probe on duty evasion in exporting iron ore ...

ON: 2021-01-15 Category: Iron Ore

[Read More](#)



## India: Imported scrap trades turns quiet on holidays, sentiments turn bearish

Imported scrap trades could pick up by next week as the holiday week kept the buyers away from the market. Buyers have remained quiet for last three weeks, SteelMint understands. Offer...

ON: 2021-01-15 Category: Scrap & Metallics

[Read More](#)

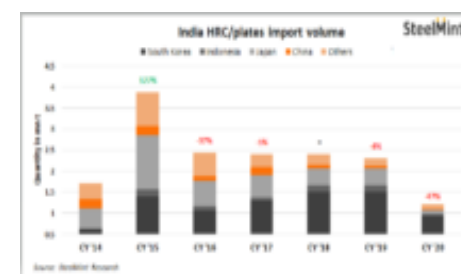


## Indian HRC/plates imports at six years low in CY'20

India's HRC/plates import volumes have touched the six year's low market and aggregated to 1.22 mn t in CY '20, as per the data maintained with SteelMint. According to records imports ...

ON: 2021-01-15 Category: Finish Flat

[Read More](#)



## Indian steel makers ask auto clients to switch to quarterly contracts amid soaring prices

Steel producers are asking their auto clients to pay more on top of their biannual contracts or consider moving to shorter duration contracts as soaring prices of steel have widened th...

ON: 2021-01-15 Category: Finish Flat

[Read More](#)



## India: Domestic HR plate prices soften on limited trades

This week domestic HR plate prices softened on limited trade inquiries and dull demand among traders. Trade sources shared with SteelMint that they are hesitant to purchase the materia...

ON: 2021-01-15 Category: Finish Flat

[Read More](#)



[more news](#)



**SIB**  
ANTHRACITE  
GROUP

- LARGEST MET COAL PRODUCER IN RUSSIA
- WORLD'S LEADING ANTHRACITE COAL PRODUCER
- WORLD CLASS PCI COAL
- HIGH CV & HIGH FC THERMAL COAL

www.sibanthracite.ru/en

info@sibanthracite.sg

+65 6717 8808

Iron Ore

PARTICULAR/DELIVERY	SIZE/GRADE	DELIVERY	PRICE	MIN	MAX	W-O-W	1M	3M
Indian prices (in INR/MT)						As on Week 03 ( 11 Jan - 17 Jan )		
NMDC	6-40 mm, Fe 65.5%	F.O.R Siding	5,700	5,700	5,700	+ 500	+ 500	+ 2,250
NMDC	0 -10 mm, Fe 64%	F.O.R Siding	4,810	4,810	4,810	+ 200	+ 200	+ 1,650
Fines, Karnataka e-auction	0 -5 mm, Fe 60%	Ex-Mines	3,000	3,000	3,000	+ 570	+ 570	+ 750
Lumps, Karnataka e-auction	10-20mm, Fe 63%	Ex-Mines	5,080	5,080	5,080	+ 980	+ 980	+ 1,630
Odisha Iron Ore Index	0-5mm, Fe 57%	ex-mines	3,650	3,500	3,800	NA	+ 550	+ 1,800

Prices last updated on: 2021-01-14,Odisha index prices are ex-mines & inclusive of Royalty, DMF & NMET; NMDC Royalty, DMF & other taxes extra, Karnataka Prices in INR/MT, Royalty@15%

Global prices (in USD/MT)						As on 16 Jan 2021		
CNF China	Fines, Fe 61.5% (Australia Origin), Australia	-	\$166	NA	NA	+ 2	+ 11	NA
CNF India	Lumps, Fe 64% (South Africa origin), South Africa	-	\$185	\$183	\$187	0	+ 22	+ 55

Prices last updated on: 2021-01-15 10:42:18,Prices on DMT basis (Daily Assessment) , India- Single Port Loading , FOB prices including demurrage , June to November: Moisture@ 10% , December to May: Moisture@ 8% , Or, actual moisture as per cargo certificate submitted by shipper to be adjusted

Pellets

Indian prices (in INR/MT)						As on Week 03 ( 11 Jan - 17 Jan )		
Ex-Barbil	6-20 mm, Fe 63%	FOR Siding	11,950	11,900	12,000	0	+ 1,200	+ 4,000
Ex-Durgapur	6-20 mm, Fe 63%	Ex-Works	11,600	11,500	11,700	0	+ 600	+ 3,900
Ex-Raipur	6-20 mm, Fe 63%	Ex-Works	12,450	12,300	12,600	0	+ 500	+ 3,600
Ex-Bellary	6-20 mm, Fe 63%	Ex-Works	12,000	11,900	12,100	0	+ 25	+ 3,425

Prices last updated on: 2021-01-15,Weekly Assessment, GST @ 5% extra., Barbil and Kandla - Prices Loaded to Wagons

Global prices (in USD/MT)						As on Week 03 ( 11 Jan - 17 Jan )		
CNF China	6-20 mm, Fe 64% (India Origin), India	-	\$205	NA	NA	+ 6	+ 24	+ 68
	6-20 mm, Fe 65% (Brazil Origin), Brazil	-	\$232	NA	NA	+ 15	NA	+ 83
FOB India	6-20 mm, Fe 64%	-	\$192	NA	NA	+ 5	+ 22	+ 66

Prices last updated on: 2021-01-13,

Coal

Global prices (in USD/MT)						As on Week 03 ( 11 Jan - 17 Jan )		
FOB Australia	Premium HCC	-	\$112.5	NA	NA	+ 10.5	+ 11.62	+ 1.12

Prices last updated on: ,

Scrap

Indian prices (in INR/MT)						As on 16 Jan 2021		
Ex-Alang	HMS(80:20)	Ex-Yard	29,700	29,600	29,800	NA	- 400	+ 5,100
Ex-Mumbai	HMS(80:20)	DAP	28,500	28,300	28,600	- 300	- 700	+ 3,900
Ex-Alang	HMS(80:20), Ship Breaking	Ex-Yard	29,700	29,600	29,800	- 600	- 400	+ 5,100

Prices last updated on: 2021-01-15 11:06:55,Daily Assessment , Basic Price GST @ 18% extra,

Global prices (in USD/MT)						As on Week 03 ( 11 Jan - 17 Jan )		
CNF India	HMS 1&2(80:20) (Containers, Europe Origin), Europe	-	\$450	\$445	\$455	- 5	+ 54	+ 162.2
	Shredded (Containers, Europe Origin), Europe	-	\$492	\$488	\$495	+ 9	+ 74	+ 180.4
CNF Turkey	HMS 1&2(80:20) (Bulk, US Origin), USA	-	\$478	\$475	\$480	0	+ 49.2	+ 188.8

Prices last updated on: 2021-01-15,Weekly Assessment

Note:- W-O-W: Week On Week, 1M: Change over last month, 3M: Change over last 3 months

## Sponge

REGION	PARTICULAR	SPONGE IRON (C-DRI)				PELLET SPONGE (P-DRI)			
		PRICE	CHANGE	W-O-W	1M	PRICE	CHANGE	W-O-W	1M
Indian prices (in INR/MT) <span>As on 15 Jan 2021</span>									
North India	Mandi Gobindgarh	29,300	- 700	- 1,300	- 700	-	-	-	-
East India	Durgapur	25,800	- 400	- 1,200	- 2,100	24,300	- 500	- 1,500	- 2,600
East India	Rourkela	25,550	- 350	- 1,050	- 750	-	-	-	-
Central India	Raigarh	26,000	- 550	- 1,000	0	25,000	- 550	- 1,000	0
Central India	Raipur	26,600	- 400	- 800	0	25,550	- 250	- 550	- 50
South India	Bellary	25,800	- 600	- 1,100	- 1,200	25,500	- 700	- 1,300	- 1,400
South India	Hyderabad	-	-	-	-	26,300	- 600	- 1,200	- 1,500

All prices are basic, GST extra.

## Scrap

PARTICULAR/DELIVERY	SIZE/GRADE	DELIVERY	PRICE	MIN	MAX	W-O-W	1M	3M
Indian prices (in INR/MT) <span>As on 16 Jan 2021</span>								
Ex-Mandi	HMS(80:20), Old Scrap	DAP	27,700	27,500	27,800	- 700	- 700	+ 3,700
Ex-Durgapur	HMS(80:20)	DAP	31,500	31,300	31,600	0	+ 1,500	+ 6,500
Ex-Raipur	HMS(80:20)	DAP	31,200	31,000	31,300	- 300	+ 1,300	+ 5,400
	End Cutting	DAP	32,900	32,700	33,000	- 300	+ 1,400	+ 5,600
Ex-Ahmedabad	HMS(80:20)	DAP	29,300	29,000	29,400	- 600	- 600	+ 4,900
Ex-Mumbai	HMS(80:20)	DAP	28,500	28,300	28,600	- 300	- 700	+ 3,900
Ex-Hyderabad	HMS(80:20)	DAP	30,200	30,000	30,300	- 100	+ 800	+ 6,200

Prices last updated on: 2021-01-15 17:42:48, Daily Assessment , Basic Price GST @ 18% extra,

## Pig Iron

Indian prices (in INR/MT) <span>As on 16 Jan 2021</span>								
Ex-Ludhiana	Steel Grade	Ex-Works	37,500	37,400	37,600	- 100	+ 500	+ 5,700
Ex-Durgapur	Steel Grade	Ex-Works	35,400	35,200	35,600	- 100	+ 800	+ 6,500
Ex-Rourkela	Steel Grade	Ex-Works	33,800	33,600	34,000	- 1,300	+ 1,200	+ 6,400
Ex-Raigarh	Steel Grade	Ex-Works	35,500	35,400	35,600	- 800	+ 2,600	+ 8,050
Ex-Raipur	Steel Grade	Ex-Works	36,000	35,800	36,200	- 200	+ 2,700	+ 8,400
Ex-Delhi	Foundry Grade	Ex-Works	42,450	42,400	42,500	0	+ 650	+ 5,950
Ex-Ludhiana	Foundry Grade	Ex-Works	42,000	42,000	42,100	- 100	+ 700	+ 5,200
Ex-Kharagpur	Foundry Grade	Ex-Works	39,900	39,800	39,900	0	+ 2,100	+ 7,400
DAP-Ahmedabad	Foundry Grade	DAP	42,300	42,300	42,400	0	+ 1,800	+ 7,600


Prices last updated on: 2021-01-15 15:57:47, Indian pig iron price assessment frequency has been increased from weekly to daily basis.

Sponge Iron (C-DRI) -78-80 FeM (Recovery 85%)	Scrap - HMS, Mixed (Recovery 94%)	Pig Iron - Steel Grade, 0.5 -1.4% Silicon
---	-----------------------------------	---

SteelMint Mobile App

Intelligence on the go!

Make confident business decisions from anywhere, anytime.





Ingot/Billet

REGION	PARTICULAR	INGOT			BILLET			REBAR		
		PRICE	CHANGE	1M	PRICE	CHANGE	1M	PRICE	CHANGE	1M
Indian prices (in INR/MT) <span>As on 15 Jan 2021</span>										
North India	Ghaziabad	38,100	- 1,000	- 500	-	-	-	-	-	-
	Mandi Gobindgarh	38,300	- 850	- 850	38,900	- 900	- 1,100	44,000	- 600	+ 200
	Muzaffarnagar	38,000	- 1,000	- 500	-	-	-	42,500	- 300	0
East India	Durgapur	37,900	- 500	+ 400	38,400	- 500	+ 400	43,250	- 750	+ 1,500
	Rourkela	37,400	- 500	+ 850	38,400	- 500	+ 1,400	42,700	- 300	+ 1,300
Central India	Raigarh	37,100	- 800	+ 650	37,950	- 850	+ 600	42,300	- 500	+ 800
	Raipur	37,600	- 800	+ 600	38,600	- 800	+ 600	42,800	- 1,300	+ 1,500
West India	Ahmedabad	39,900	- 800	+ 200	-	-	-	47,600	NA	+ 700
	Goa	40,200	0	0	40,500	0	0	46,200	- 200	- 1,100
	Jaipur	39,300	- 300	+ 100	-	-	-	-	-	-
	Mumbai	40,000	- 400	- 200	40,200	- 400	- 300	46,600	- 500	+ 2,200
South India	Hyderabad	40,300	- 500	+ 500	40,500	- 500	+ 500	46,500	- 500	+ 1,700
West India	Jalna	-	-	-	-	-	-	48,300	- 300	+ 2,500
South India	Bangalore	-	-	-	-	-	-	47,200	- 500	+ 1,000

All prices are basic, GST @ 18% extra.

Rebar (Medium & Small Scale Producers)

PARTICULAR/DELIVERY	SIZE/GRADE	DELIVERY	PRICE	MIN	MAX	PRICE @ 18%GST	W-O-W	1M	3M
Indian prices (in INR/MT)									As on 16 Jan 2021
Ex-Mandi Gobindgarh	12-25mm	Ex-Works	44,000	43,900	44,300	51,900	- 600	+ 200	+ 6,200
Ex-Muzaffarnagar	12-25mm	Ex-Works	42,500	42,400	42,600	50,200	- 300	0	+ 7,400
Ex-Durgapur	12-25mm	Ex-Works	43,250	43,000	43,500	51,000	- 750	+ 1,500	+ 10,150
Ex-Rourkela	12-25mm	Ex-Works	42,700	42,600	42,800	50,400	- 300	+ 1,300	+ 8,900
Ex-Raigarh	12-25mm	Ex-Works	42,300	42,200	42,400	49,900	- 500	+ 800	+ 9,100
Ex-Raipur	12-25mm	Ex-Works	42,800	42,600	43,000	50,500	- 1,300	+ 1,500	+ 9,300
Ex-Ahmedabad	12-25mm	Ex-Works	47,600	47,400	47,800	56,200	NA	+ 700	+ 9,700
Ex-Goa	12-25mm	Ex-Works	46,200	46,000	46,400	54,500	- 200	- 1,100	+ 10,200
Ex-Jalna	12-25mm	Ex-Works	48,300	48,000	48,400	57,000	- 300	+ 2,500	+ 13,000
Ex-Mumbai	12-25mm	Ex-Works	46,600	46,400	46,700	55,000	- 500	+ 2,200	+ 10,800
Ex-Bangalore	12-25mm	Ex-Works	47,200	47,000	47,400	55,700	- 500	+ 1,000	+ 12,300
Ex-Hyderabad	12-25mm	Ex-Works	46,500	46,300	46,500	54,900	- 500	+ 1,700	+ 11,000

Prices last updated on: 2021-01-15 17:10:01,Daily Assessment, Induction Grade, Grade-500 Fe, Basic Price GST @ 18% extra ,

Structure (Medium & Small Scale Producers)

REGION/ZONE	PARTICULAR	40 ANGLE	CHANGE	1M	75 CHANNEL	CHANGE	1M	200 BEAM	CHANGE	1M
Indian prices (in INR/MT)										As on 16 Jan 2021
North India	Ghaziabad	-	-	-	-	-	-	45,500	- 100	+ 2,300
East India	Durgapur	41,400	- 200	+ 900	43,900	- 200	+ 900	42,900	- 200	+ 900
Central India	Raipur	-	-	-	41,400	- 300	+ 1,000	43,400	0	+ 1,900
West India	Ahmedabad	44,800	0	+ 2,300	44,800	0	+ 2,300	45,800	0	+ 2,300
West India	Mumbai	46,000	0	+ 1,800	46,800	0	+ 1,800	47,200	0	+ 1,800
South India	Hyderabad	45,000	- 300	+ 1,000	44,600	- 300	+ 1,000	-	-	-

Indian Structure price assessment frequency has been increased from weekly to daily basis, All prices are basic,Commercial Grade, Basic Price GST @ 18% extra

Ingot - 3.5"*4.5", Commercial Grade	Billet - 100*100, 125*125, S+P> 0.1 %,	Re-bar - 12mm, Fe 500 Grade Structure - Commercial Grade, 40x40 Angle
-------------------------------------	--	--

Note:- W-O-W: Week On Week, 1M: Change over last month, 3M: Change over last 3 months

Wire Rod

PARTICULAR	SIZE/GRADE	RAIPUR	CHANGE	W-O-W	DURGAPUR	CHANGE	W-O-W
Indian prices (in INR/MT)		As on date 15-Jan-2021					
Binding Wire, Induction grade	20 Gauge	51,500	- 700	- 2,100	52,300	- 500	- 1,700
Wire Rod, Induction grade	5.5 mm	44,100	- 600	- 1,700	44,500	- 500	- 1,800
Induction grade,	12 Gauge HB Wire	45,900	- 600	- 1,700	-	-	-
HB Wire, Induction grade	12 Gauge	-	-	-	46,500	- 500	- 1,700
Barbed Wire, Induction grade	12*12 Gauge	52,500	- 300	- 1,800	55,000	- 600	- 1,700
GI Wire, Induction grade	12 Gauge	51,300	- 400	- 1,300	51,800	- 500	- 1,500

Weekly Assessment,Commercial Grade, Basic Price GST @ 18% extra

Finished Flat

REGION	PARTICULAR	HRC				CRC			
		PRICE	CHANGE	W-O-W	1M	PRICE	CHANGE	W-O-W	1M
Indian prices (in INR/MT) <span>As on 15 Jan 2021</span>									
North India	Delhi	58,250	0	0	+ 4,000	68,000	- 1,000	- 1,000	+ 4,500
North India	Ludhiana	57,750	- 500	- 500	+ 3,250	67,000	+ 250	+ 250	+ 4,000
East India	Kolkata	55,250	0	0	+ 3,750	65,500	+ 1,000	+ 1,000	+ 5,000
West India	Ahmedabad	59,750	+ 500	+ 500	+ 5,750	69,750	0	0	+ 7,500
West India	Mumbai	57,000	- 1,000	- 1,000	+ 5,000	68,500	0	0	+ 7,500
South India	Chennai	58,250	- 1,000	- 1,000	+ 4,250	68,500	0	0	+ 4,500
South India	Hyderabad	58,500	0	0	+ 3,500	69,000	0	0	+ 6,000

All prices are basic, GST @ 18% extra.

Ferro Alloys

PARTICULAR/DELIVERY	SIZE/GRADE	DELIVERY	PRICE	MIN	MAX	W-O-W	1M	3M
Silico Manganese	25-150 mm, 60-14	Ex-Durgapur	70,000	NA	NA	0	+ 4,833	+ 11,000
	60-14	Ex-Raipur	69,500	NA	NA	+ 250	+ 4,333	+ 11,000
Ferro Silicon	HC 70%	Ex-Guwahati	115,000	NA	NA	0	+ 23,000	+ 36,000
Ferro Manganese	HC 70%	Ex-Durgapur	70,000	NA	NA	0	+ 5,000	+ 11,000
Ferro Chrome	HC 60%	Ex-Jajpur	80,000	NA	NA	+ 5,000	+ 14,000	+ 11,000
Chrome Ore	Friable 54%+	Ex-Jajpur (OMC-eAuction)	11,666	NA	NA	NA	+ 1,567	NA

Prices last updated on: 2021-01-12,OMC E-Auction Prices Including Royalty

Ferro Chrome	10-150mm, HC 60% (cents/lb), India	CNF China	¢79/lb	NA	NA	+ 2.5	+ 10	+ 10
Ferro Manganese	HC 75%	FOB India	\$1,000	NA	NA	0	+ 67.5	+ 150
Silico Manganese	65-16	FOB India	\$1,050	NA	NA	0	+ 93.33	+ 170

Prices last updated on: 2021-01-15,Weekly Assessment

Note:- W-O-W: Week On Week, 1M: Change over last month, 3M: Change over last 3 months

# SteelMint billet index falls by INR 800/t on limited trades- 15 Jan

15 Jan 2021

## Rationale:

SteelMint daily billet index has been assessed at INR 38,600/t (- 800) exw Raipur on 15th Jan'21, 18:00 IST.

Total of about 1,800 t billet trades recorded today, as against 6,350 t on yesterday (i.e. 14th Jan).

- This index has been derived based on transactions, offers, bids and indicative price data sets. Transactions are considered as T1 and given a weightage of 50% whereas other data sets are considered as T2 and given a weightage of the balance 50%.
- Transactions (T1)- Five trades were recorded in the 2:30 to 5.30 pm SteelMint trading window and considered for final price calculation as T1 inputs. Out of which, three trades were recorded at INR 38,600/t, one at INR 38,700/t and one deal at INR 38,900/t. The average price of these five transactions was INR 38,639/t and given a 50% weightage in the final price calculation.
- Other Price Indicators - bids/offers/indicative (T2)- Eleven offers reported in the trading window and considered as T2 inputs. The average price of these was INR 38,600/t and given a 50% weightage in the final price calculation.

The final price for billet exw Raipur was at INR 38,619/t, rounded to INR 38,600/t exw.

From SteelMint Team - While it would be our earnest endeavour, at SteelMint, to bring about transparent and unbiased price index reporting, we would request all our readers and subscribers for their feedback and if they could participate in the reporting of more transactions.

For detailed methodology - [click here](#)

India Domestic Raipur Billet Trade Updates- 15 Jan'21						
Participant	Industry Type	Trade Type	Price (INR/t)	Delivery	Time of Deal/Call	Data Set
P1	Seller	Indicative	39,200	Exw	11:08	T2
P2	Seller	Offer	39,100	Exw	12:56	T2
P3	Broker	Trade	38,900	FoR	15:22	T1
P4	Seller	Indicative	38,800	FoR	15:24	T2
P5	Broker	Trade	38,700	Exw	15:29	T1
P6	Broker	Offer	38,700	FoR	15:29	T2
P7	Broker	Offer	38,700	Exw	15:29	T2
P8	Seller	Trade	38,600	FoR	15:30	T1
P9	Seller	Trade	38,600	FoR	16:10	T1
P10	Broker	Offer	38,700	FoR	16:20	T2
P11	Seller	Offer	38,600	FoR	16:23	T2
P12	Seller	Offer	38,600	FoR	16:30	T2
P13	Seller	Trade	38,600	FoR	16:30	T1
P14	Seller	Offer	39,000	Exw	16:39	T2
P15	Seller	Indicative	38,700	Exw	16:49	T2
P16	Seller	Indicative	38,400	FoR	17:30	T2
P17	Buyer	Offer	38,400	FoR	17:30	T2
P18	Buyer	Offer	38,400	Exw	17:30	T2

Global Prices

COMMODITY	PARTICULAR	GRADE/SIZE	PRICE	CHANGE	W-O-W	1M	3M
-----------	------------	------------	-------	--------	-------	----	----

China

Export							
Billet	FOB China	125*125, BF Grade		NA	NA	NA	NA
TMT (Re-Bar)	FOB China	Commerical		\$480	+ 3	+ 6.5	+ 15
Wire Rod	FOB China	5.5mm		NA	NA	NA	NA
HRC	FOB China	2.5mm		\$680	+ 15	+ 15	+ 27
CRC	FOB China	0.90 mm		\$758	+ 3	+ 3	+ 30
Import							
Iron Ore	CNF China	Lumps Fe 64/63%, South Africa		\$197	+ 4	+ 4	+ 41
Iron Ore	CNF China	Fines Fe 62%, Australia		\$171	+ 2	0	+ 12
Pellets	CNF China	6-20mm, BF Grade		\$232	+ 15	+ 15	NA
Coking Coal	CNF China	Premium HCC, Australia		NA	NA	NA	NA
Mill Scale	CNF China	70/68%		NA	NA	NA	NA
FeCr	CNF China	HC 60%		¢79/lb	+ 2.5	+ 2.5	+ 10
Mn Ore	CNF China	Mn 46% Lumps, Australia		\$5.4/dmtu	+ 0.7	+ 0.7	+ 0.75
Mn Ore	CNF China	Mn 38%, South Africa		\$4.65/dmtu	+ 0.4	0	+ 0.65

CIS Nations

Export							
Billet	FOB Black Sea	125*125, BF Grade		\$590	- 13	+ 3.5	+ 43.5
Slabs	FOB Black Sea	Commercial		\$695	+ 17	+ 17	+ 100
Pig Iron	FOB Black Sea	Steel Grade		\$540	+ 40	+ 40	+ 85
TMT (Re-Bar)	FOB Black Sea	Commercial		\$435	0	+ 8	+ 23
HRC	FOB Black Sea	2.5mm		\$788	+ 30	+ 30	+ 100
CRC	FOB Black Sea	0.90mm		\$830	0	0	+ 100

Japan/Korea

Export							
HRC	FOB Korea	2.5mm		\$773	+ 68	+ 68	+ 105
Import							
FeCr	CNF Japan	HC 60%		¢81/lb	+ 1	+ 1	+ 8

Note:- W-O-W: Week On Week, 1M: Change over last month, 3M: Change over last 3 months, All prices are weekly assessment, Iron Ore are daily assessment



COMMODITY	PARTICULAR	GRADE/SIZE	PRICE	CHANGE	W-O-W	1M	3M
India							
Export							
Iron Ore	FOB India	Fines, Fe 58/57%	NA	NA	NA	NA	NA
Mill Scale	FOB India	70/68%	NA	NA	NA	NA	NA
Billet	FOB India	95*95mm	\$583	0	+ 10.5	+ 51.5	+ 160
Billet	FOB India	150*150mm	\$576	0	+ 8.5	+ 49.5	+ 158
Pig Iron	FOB India	Steel Grade	\$525	+ 20	+ 20	+ 75	+ 170
HRC	FOB India	2.5mm	\$785	0	0	+ 89	+ 270
CRC	FOB India	0.9mm	\$960	+ 57	+ 57	+ 90	+ 385
SiMn	FOB India	60/14%	\$995	0	+ 45	+ 125	+ 185
FeMn	FOB India	HC 75%	\$1,000	0	0	+ 67.5	+ 150
FeSi	FOB Bhutan	70-75%	\$1,350	0	0	+ 130	+ 250
Import							
Iron Ore	CNF India	Lumps Fe 64%, South Africa	\$185	0	+ 5	+ 22	+ 55
Scrap	CNF India	HMS 1&2 ,Middle East	NA	NA	NA	NA	NA
Scrap	CNF India	Shredded, Europe	\$492	+ 9	+ 13	+ 74	+ 180.4
Coking Coal	CNF India	Premium HCC, Australia	\$127.55	+ 11.65	+ 12.33	+ 13.03	+ 3.63
Non-Coking Coal	CNF India	RB2 5500 NAR, South Africa	NA	NA	NA	NA	NA
Met Coke	CNF India	62%, China	NA	NA	NA	NA	NA
Pellets	CNF India	6-20mm, BF Grade	NA	NA	NA	NA	NA
Wire Rod	CNF India	5.5mm, China	NA	NA	NA	NA	NA
HRC	CNF India	2.5mm, China	\$730	+ 40	+ 40	+ 52	+ 180
HRC	CNF India	2.5mm, Korea	\$805	+ 65	+ 65	+ 102	+ 260
CRC	CNF India	0.90mm, China	\$783	+ 3	+ 3	+ 30	+ 158
HR Plate	CNF India	A 36	NA	NA	NA	NA	NA
Mn Ore	CNF India	Mn 38%, South Africa	\$4.65/dmtu	+ 0.4	0	+ 0.65	0

Europe & US

Export							
Pig Iron	FOB Brazil	Steel Grade	\$525	+ 25	+ 25	+ 90	+ 170
Import							
Scrap	CFR Turkey	HMS (80:20), US	\$478	0	0	+ 49.2	+ 188.8
HRC	CIF Europe	2.5mm	\$720	+ 15	+ 15	+ 27	+ 155

Middle East & Africa

Export							
Iron Ore	FoB South Africa	Lumps, Fe 64/63%	NA	NA	NA	NA	NA
Non Coking Coal	FoB South Africa	RB2 5500 NAR	NA	NA	NA	NA	NA
Import							
Billet	CNF Dubai	125*125, China	NA	NA	NA	NA	NA
HRC	CNF Dubai	2.5mm, China	\$750	0	0	+ 80	+ 222

Note:- W-O-W: Week On Week, 1M: Change over last month, 3M: Change over last 3 months, All prices are weekly assessment, Iron Ore are daily assessment

# Intel

## Iron Ore

» India: Odisha's Essel Mining cuts prices by upto INR 400/t, 1st time after 8 months	Jan 15, 2021 18:47
» India: Bids drop by around INR 300/t in today's SAIL iron ore fines auction	Jan 15, 2021 16:57
» JSW becomes India's second largest iron ore producer in Dec'20	Jan 15, 2021 13:28
» India: JSPL Chairman flags off new pellet plant in Odisha	Jan 15, 2021 10:59
» China: Benchmark iron ore futures rise on restocking outlook	Jan 14, 2021 15:27

## Coal

» South African RB2 coal traded at INR 6,000/t ex-Paradip port	Jan 15, 2021 18:37
» Australian coking coal FoB price rallies on PLV tender	Jan 14, 2021 16:20
» CIL concludes fourth tranche of linkage auction under SHAKTI scheme	Jan 13, 2021 19:24
» South African RB2 coal portside prices up at INR 6,000/t ex-Gangavaram	Jan 13, 2021 18:35
» South African RB2 coal portside coal traded at INR 5,800/t ex-Gangavaram	Jan 12, 2021 17:53

## Scrap & Metallics

» India: Melting scrap prices fall by up to INR 1,000/t (\$14)	Jan 15, 2021 19:19
» SteelMint's benchmark sponge iron prices drop further by INR 200-300/t	Jan 15, 2021 19:00
» Pakistan: Imported scrap prices fall in recent high sea sales	Jan 15, 2021 18:11
» South India based major sponge iron producer reduces offer by INR 900/t (\$13)	Jan 15, 2021 17:35
» India: Bids decrease by INR 1,300/t (\$18) in SAIL's RSP pig iron auction	Jan 15, 2021 16:54

## Steel

» India: Secondary rebar prices fall by up to INR 1,300/t (\$18)	Jan 15, 2021 19:21
» Indian mill concludes 16,000 t slab export tender	Jan 15, 2021 16:09
» Chinese domestic billet prices remain stable for the fourth consecutive day	Jan 15, 2021 15:26
» China: Steel futures rise by up to 1.5%	Jan 15, 2021 15:20
» Central India: Rolling mills lower rebar offers by INR 1,300/t (\$18)	Jan 15, 2021 12:20





















## Ferro Alloy

» South Africa: Merafe's ferrochrome production sinks by 30% in CY20	Jan 14, 2021 17:24
» South Africa: Tharisa's chrome ore production remains stable q-o-q in Q4 CY 20	Jan 14, 2021 16:29
» China: Ferrochrome prices in Inner Mongolia cross RMB 7,000 mark	Jan 14, 2021 13:34
» Brazil: Manganese ore exports dip by 13.5% in CY20	Jan 13, 2021 10:39
» India: SAIL's silico manganese auction receives good response	Jan 08, 2021 21:51

## Ship Breaking

» India: Ship breaking scrap prices in Alang hit all-time high	Dec 14, 2020 12:16
» Global ship-breaking: 170 ships broken in Q3 CY'20	Oct 31, 2020 16:36
» South Asia: Ship breaking prices remain majorly stable	Oct 19, 2020 17:17
» India: Shipping Ministry notifies DG Shipping as National Ship Recycling Authority	Oct 15, 2020 16:03
» Pakistan shipbreaking imports hit over two-years high	Oct 15, 2020 12:45

Live Tenders

COMPANY	TYPE	GRADE	QUANTITY	EXPIRY DATE	LOCATION	VIEW
Billet/ingot/slab						
SAIL	Sell	Secondary steel	20,203 MT	16 Jan, 2021	 Bhilai, Chattisgarh, India	
Ferro Manganese						
MOIL Limited	Sell	High Carbon Ferro Chrome (HCFC)	4,575 MT	28 Jan, 2021	 Nagpur, Maharashtra, India	
Fines/lumps						
SAIL	Sell	Barsua - Iron Ore Tailings Size: [-]10 mm Fe:59.80%	100,000 MT	21 Jan, 2021	 Kolkata, West Bengal, India	
MSTC	Sell	Lumps & fines	150,000 MT	16 Jan, 2021	 Bangalore, Karnataka, India	
MSTC	Sell	Lumps & fines	455,000 MT	16 Jan, 2021	 Bangalore, Karnataka, India	
Pig Iron						
SAIL	Sell	Prime steel grade	10,700 MT	20 Jan, 2021	 Bhilai, Chattisgarh, India	
Pooled Iron						
RINL	Sell	Pooled iron	5,000 MT	18 Jan, 2021	 Vishakhapatnam, Andhra Pradesh, India	
Silico Manganese						
RINL	Buy	Silico Manganese	102,000 MT	31 Mar, 2021	 Visakhapatnam, Andhra Pradesh, India	
Used Plants And Machines						
Vishal Ferro Alloys Ltd	Sell	plant and machinery items	1 Nos	30 Mar, 2021	 Rourkela, Odisha, India	
	Sell	plant and machinery items	2 MT	31 Mar, 2021	 Raipur, Chattisgarh, India	
						<a href="#">View All</a>

## Disclaimer

---

SteelMint has taken due care and caution in compilation of content. Information is just for reference not intended for trading purpose or to address your particular requirement. The content includes facts, views, and opinions are of individuals and not that of the SteelMint management. We and our content licensors do not guarantee or warrant the accuracy, completeness or timeliness of, or otherwise endorse these views, and opinions. SteelMint and its affiliates, or their employees, directors or agents shall not be liable or responsible for any loss or costs or any action whatsoever arising out of use or relying on the spot prices disseminated.