SteelMint®

Daily Exclusive Report

TAKE BUSINESS DECISIONS ON FACTS NOT ONLY ON GUTS

SteelMint®

Steelmint Launches

India Domestic Billet

Price Index EXW Raipur

- ✓ Credible & Transparent Prices
- ✓ Robust Methodology & Rationale
- ✓ IOSCO compliance
- ✓ Independent view of the market
- ✓ Enabling informed conversations & negotiations

www.steelmint.com

see rationale and details on page no. 9

India: South African thermal coal prices shoot up on supply pressure

Mar 18, 2021
20:03

South African RB2 (5500 NAR) grade thermal coal prices in India, which had stagnated for a month at INR 5,500/t, shot up this week to INR 6,100/t. The reason behind the escalation is majorly due to shortage of thermal coal at RBCT port amid disruption of Transnet's rail services, market participants informed CoalMint. Transnet troubles On 2 Feb'21, Transnet had issued a notification announcing force majeure at its rail lines serving the terminal following continuous

Continued

Snap Shot - Global Prices (USD/MT)

COMMODITY	PARTICULAR	SIZE,GRADE	AS ON	PRICE	CHANGE	1M	3M
Iron Ore Fines [1]	China Imports	Fines, Fe 61.5%	18 Mar | 10.28 IST	$161	0	- 3	+ 3
Iron Ore Lumps [1]	Indian Imports	Lumps, Fe 64%	18 Mar | 10.28 IST	$201	0	+ 23	+ 21
Pellets (Brazil) [2]	China Imports	6-20 mm, Fe 65%	17 Mar | 18.18 IST	$240	- 8	+ 14	+ 43
Pellets (India) [2]	China Imports	6-20 mm, Fe 64%	17 Mar | 18.18 IST	$206	+ 6	+ 4	+ 18
Coking [2]	Australia Exports	Premium HCC	15 Mar | 17.27 IST	$117.5	0	- 21.5	+ 16.75
Met Coke [2]	India Imports	64% CSR	15 Mar | 17.27 IST	$434	0	- 16.5	+ 72
Non Coking [2]	India Imports	RB2	18 Mar | 11.47 IST	$93.2	+ 3	+ 12.14	+ 13.5
Graphite Electrode [2]	China Exports	600mm, UHP	16 Mar | 12.13 IST	20,250	0	+ 750	+ 750
Scrap [2]	India Imports	Shredded	12 Mar | 17.56 IST	$445	- 25	+ 36.6	+ 27
Scrap [2]	Turkey Imports	HMS 1&2	18 Mar | 17.30 IST	$430	- 10	+ 16.8	- 31.25
Scrap [2]	Pakistan Imports	Shredded	16 Mar | 17.43 IST	$433	- 2	- 11.8	- 14.25
Scrap [2]	Bangladesh Imports	Shredded	17 Mar | 17.53 IST	$465	- 13	+ 12	+ 7.5
Scrap (Ship Breaking) [2]	India Imports	Containers	15 Mar | 13.40 IST	$460	+ 10	NA	+ 40
Billet [2]	India Exports	150*150, 3SP/4SP	16 Mar | 18.05 IST	$548	0	+ 30	- 1
Billet [2]	China Exports	-	-	-	-		
Billet [2]	Russia Exports	130*130, 3SP	16 Mar | 18.05 IST	$583	- 2	+ 43	+ 11.5
Billet [2]	Iran Exports	130*130, 3SP	16 Mar | 18.05 IST	$548	- 5	+ 29	+ 34
Sponge Iron [2]	India Exports	Lumps, FeM 80	18 Mar | 18.40 IST	$412	+ 5	+ 14.5	- 5
Pig Iron [2]	India Exports	Steel Grade	13 Mar | 15.38 IST	$510	+ 5	+ 65	+ 25
Pig Iron [2]	Russia Exports	Steel Grade	13 Mar | 15.38 IST	$535	0	+ 52	+ 45
HRC [2]	China Exports	3-12mm, SS400	16 Mar | 18.30 IST	$745	+ 27	+ 75	+ 35
HRC [2]	India Exports	2.5 mm, SAE1006	16 Mar | 18.30 IST	$755	+ 15	+ 40	+ 15
HRC [2]	South Korea Exports	1.6-2.5mm, SAE 1006	16 Mar | 18.30 IST	$795	+ 30	+ 70	+ 90
HRC (China) [2]	Vietnam Imports	2-3mm, SAE 1006	16 Mar | 18.40 IST	$765	+ 10	+ 75	+ 45
CRC [2]	India Exports	0.9 mm, IS 513 Gr.O	17 Mar | 18.13 IST	$995	+ 30	+ 35	+ 92
CRC [2]	China Exports	0.90mm, SPCC	17 Mar | 18.13 IST	$808	+ 10	+ 90	+ 25
HR Plate[2]	China Exports	5-10mm, SS 400	17 Mar | 15.29 IST	$718	+ 3	+ 85	+ 85
GP [2]	China Exports	DX51D+z80, Width 1,000-1,500 mm, thickness 0.5-2mm	18 Mar | 13.30 IST	$855	+ 5	+ 72	+ 57
Silico Manganese [2]	India Exports	65-16	16 Mar | 18.29 IST	$1,220	0	+ 160	+ 210
Ferro Chrome [2]	China Import	10-150mm, HC 60%	17 Mar | 18.48 IST	¢108/lb	0	+ 3	+ 37.5
Manganese Ore [2]	India Imports	Lumps, Mn 37%	13 Mar | 11.17 IST	$5.15/dmtu	+ 0.05	+ 0.4	+ 1.05
Ferro Manganese [2]	India Exports	HC 75%	18 Mar | 12.45 IST	$1,195	+ 70	+ 195	+ 195
Ferro Silicon [2]	Bhutan Exports	70%	18 Mar | 12.49 IST	$1,450	0	+ 10	+ 230

1-Daily Assessment, 2-Weekly Assessment, 3-Monthly Assessment, W-O-W:Week On Week, 1M: Change over last month, 3M: Change over last 3 months

Copyright@ 2009-2021

Turkey: Imported scrap prices soften by $15 w-o-w in recent deals

Turkey's imported scrap prices continued to decline in the recent deals. Turkey has been markedly absent from the US deep-sea scrap export market for more than a week, with mills in th...

ON: 2021-03-18 Category: Scrap & Metallics

Read More

Iranian billet export trades pick-up, prices range-bound

Iran's billet export prices remained broadly stable in a recent deal concluded by Khouzestan Steel Company, a leading steel exporter. According to SteelMint sources, the company ...

ON: 2021-03-18 Category: Semi Finished

Read More

ASEAN countries all set to ramp up steel capacities in the coming years

ASEAN is one of the fastest-growing emerging markets in the world, especially for the iron and steel industry. In the coming years, the industry is poised to grow further. Some of the ...

ON: 2021-03-18 Category: Finish Flat

Read More

Vietnam: Ferrous scrap import falls by 16% in Feb'21

SE Asia's largest ferrous scrap importer- Vietnam has registered a decrease of 16% m-o-m in its import volumes in Feb'21. The country imported 0.32 mn t scrap in Feb'21 as ...

ON: 2021-03-18 Category: Scrap & Metallics

Read More

South Africa iron ore export shipments down by 15% m-o-m in Feb'21

South Africa's iron ore export shipments in Feb'21 was recorded at 4.05 mn t – down 15% against 4.79 mn t in Jan'21, according to bulk vessel line up data maintained ...

ON: 2021-03-18 Category: Iron Ore

Read More

Japan's flat carbon steel prices strengthen on supply tightness

Prices of Japan's carbon steel hot-rolled and cold-rolled sheets in the spot domestic market have posted gains from the start of March and further increases are expected with the worse...

ON: 2021-03-18 Category: Finish Flat

Read More

more news

Copyright@ 2009-2021

India's scrap availability to get a boost as govt introduces new vehicle scrapping policy

Mar 18, 2021
18:54

Union Minister Nitin Gadkari announced a voluntary vehicle scrappage policy in the Lok Sabha today while highlighting the fact that the measure is in harmony with new technology that promises to usher in a win-win situation for all. The new policy is expected to boost the manufacturing and services sectors with the aim of generating employment. Policy objective The central objective of the policy is to reduce the presence of old and polluting vehicles

Continued

Snap Shot - Indian Domestic Prices (INR/MT)

COMMODITY	PARTICULAR	SIZE,GRADE	AS ON	PRICE	CHANGE	1M	3M
Fines/lumps [2]	Iron Ore Index	5-18 mm, Fe 63%, DR Grade	13 Mar | 16.20 IST	8,050	0	+ 450	- 400
Fines/lumps [2]	Iron Ore Index	0-10 mm, Fe 63%	13 Mar | 16.20 IST	5,350	0	- 100	- 1,000
Iron Ore [3]	NMDC	6-40 mm, Fe 65.5%	06 Mar | 11.23 IST	5,100	0	0	- 100
Iron Ore [3]	NMDC	0 -10 mm, Fe 64%	06 Mar | 11.23 IST	4,210	0	0	- 400
Pellets [2]	Raipur	6-20 mm, Fe 63%	16 Mar | 19.18 IST	12,000	- 450	+ 250	- 75
Pellets [2]	Bellary	6-20 mm, Fe 63%	16 Mar | 19.18 IST	11,750	0	+ 425	- 400
Coal [2]	Ex-India (East)	25-90 MM, Met Coke, Blast Furnace	17 Mar | 17.11 IST	30,000	0	- 1,000	+ 4,500
Graphite Electrode [3]	Ex-India	600mm, UHP	11 Mar | 15.45 IST	290,000	+ 50,000	+ 50,000	+ 26,667
Mill Scale [2]	FoR-Kandla	Fines, Fe 70/68%	13 Mar | 16.51 IST	5,200	- 50	- 1,150	- 1,150
Scrap [1]	Ex-Mumbai	HMS	18 Mar | 17.11 IST	29,500	0	+ 800	NA
Scrap [1]	Ex-Alang	HMS	18 Mar | 17.11 IST	30,000	0	+ 400	NA
Pig Iron [1]	Ex-Ludhiana, Foundary	Foundry Grade	18 Mar | 13.41 IST	42,700	- 100	+ 2,500	+ 2,400
Sponge Iron [1]	Ex-Raipur	Mix , FeM 80%, +/-1	18 Mar | 17.12 IST	28,200	+ 200	+ 1,900	+ 1,200
Sponge Pellet [1]	Ex-Raipur	Lumps, FeM 80%, +/-1	18 Mar | 17.10 IST	27,200	+ 200	+ 1,800	+ 1,100
Billet [1]	Ex-Mumbai	100x100mm, IS 2831	18 Mar | 18.02 IST	40,200	+ 100	+ 200	- 300
Billet [1]	Ex-Raipur	100x100mm, IS 2831	18 Mar | 18.02 IST	38,750	+ 450	+ 1,800	+ 200
TMT (Re-Bar) Secondary mills [1]	Ex-Mumbai	12-25mm, Induction Grade, IS 1786- 500 Fe	18 Mar | 17.08 IST	46,300	0	+ 2,100	+ 600
TMT (Re-Bar) Secondary mills [1]	Ex-Delhi/NCR	12-25mm, Induction Grade, IS 1786- 500 Fe	18 Mar | 17.08 IST	45,300	+ 300	+ 2,100	+ 2,100
Structure [1]	Ex-Mumbai	40*40 Angle, Commercial Grade	18 Mar | 10.18 IST	45,200	- 300	+ 1,000	0
Wire Rod [1]	Ex-Raipur	5.5 mm, Wire Rod, Induction grade	18 Mar | 15.47 IST	42,000	+ 400	+ 1,000	- 1,700
HRC [2]	Ex-Delhi	2.5-8mm, IS2062	17 Mar | 18.12 IST	53,750	+ 250	+ 1,500	- 1,250
HRC [2]	Ex-Mumbai	2.5-8mm, IS2062	17 Mar | 18.12 IST	54,250	0	+ 500	- 250
CRC [2]	Ex-Delhi	0.90mm, IS 513 Gr O	17 Mar | 18.28 IST	64,000	+ 250	+ 1,750	+ 500
CRC [2]	Ex-Mumbai	0.90mm, IS 513 Gr O	17 Mar | 18.28 IST	65,500	+ 500	0	+ 2,500
HR Plate [2]	Ex-Mumbai	5-10mm, IS2062	18 Mar | 18.19 IST	53,250	0	+ 750	- 250
GP [2]	Ex-Mumbai	0.8mm, 120 GSM	12 Mar | 18.14 IST	65,500	+ 1,000	+ 1,000	+ 4,700
Silico Manganese [2]	Ex-Raipur	25-150 mm, 60-14	16 Mar | 18.28 IST	84,500	+ 4,000	+ 15,625	+ 16,000
Ferro Manganese [2]	Ex-Raipur	HC 70%	18 Mar | 12.36 IST	84,000	+ 5,000	+ 14,000	+ 15,500
Ferro Chrome [2]	Ex-Jajpur	HC 60%	17 Mar | 18.47 IST	102,500	0	+ 5,000	+ 32,500
Manganese Ore [2]	Ex Balaghat, MOIL	Lumps, Mn 37%, Fe 7.5%	01 Mar | 18.23 IST	14,300	NA	0	NA
Chrome Ore [2]	Ex-Odisha OMC, E-auction	Lumps, Friable 48-50%	12 Feb | 11.12 IST	17,955	+ 8,046	+ 8,046	NA

**Basic Price GST @ 18% extra*

1-Daily Assessment, 2-Weekly Assessment, 3-Monthly Assessment, W-O-W: Week On Week, 1M: Change over last month, 3M: Change over last 3 months

Copyright@ 2009-2021

India: South African thermal coal prices shoot up on supply pressure

South African RB2 (5500 NAR) grade thermal coal prices in India, which had stagnated for a month at INR 5,500/t, shot up this week to INR 6,100/t. The reason behind the escalation is m...

ON: 2021-03-18 Category: Coal

Read More

Indian iron ore fines export index stable in recent trade

SteelMint's weekly low-grade Indian iron ore fines (Fe 57%) export index has remained stable at $89/t FoB east coast India. The firm demand of low-grade fines is expected to cont...

ON: 2021-03-18 Category: Iron Ore

Read More

Will Indian steel mills hike HRC prices ?

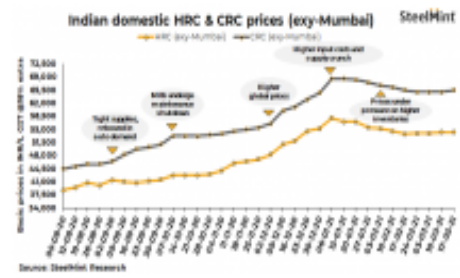

Major Indian steel manufacturers are planning to raise flat steel prices by INR 1000/t, in line with higher international prices, towards the end of March'21, SteelMint learnt from cre...

ON: 2021-03-18 Category: Finish Flat

Read More

India's scrap availability to get a boost as govt introduces new vehicle scrapping policy

Union Minister Nitin Gadkari announced a voluntary vehicle scrappage policy in the Lok Sabha today while highlighting the fact that the measure is in harmony with new technology that p...

ON: 2021-03-18 Category: Scrap & Metallics

Read More

Indian DRI, billet and rebar update - 18 Mar

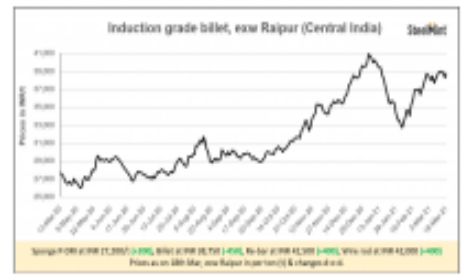

Spot trades in Indian secondary steel market were supportive today and prices have hiked up to INR 700/t ($10), d-o-d basis, however buying was noticed slow later, in the second half, ...

ON: 2021-03-18 Category: Semi Finished

Read More

more news

Iron Ore

PARTICULAR/DELIVERY	SIZE/GRADE	DELIVERY	PRICE	MIN	MAX	W-O-W	1M	3M
Indian prices (in INR/MT)								As on Week 12 (*15 Mar - 21 Mar*)
NMDC	0 -10 mm, Fe 64%	F.O.R Siding	4,210	4,210	4,210	0	0	- 400
NMDC	6-40 mm, Fe 65.5%	F.O.R Siding	5,100	5,100	5,100	0	0	- 100
Lumps, Karnataka e-auction	10-20mm, Fe 63%	Ex-Mines	5,200	NA	NA	- 650	- 650	+ 1,100
Fines, Karnataka e-auction	0 -5 mm, Fe 60%	Ex-Mines	2,950	NA	NA	- 350	- 350	+ 520
Odisha Iron Ore Index	0-10 mm, Fe 63%	Ex-mines	5,350	NA	NA	0	- 75	- 1,050
Odisha Iron Ore Index	10-30mm, Fe 63%, BF Grade	Ex-mines	7,200	7,100	7,300	0	0	- 1,100
Odisha Iron Ore Index	5-18 mm, Fe 63%, DR Grade	Ex-mines	8,050	8,000	8,100	0	+ 225	- 650
Fines/Lump	0-10mm, Fe 62%	Ex-mines	5,150	NA	NA	0	- 75	- 1,050

Prices last updated on: 2021-03-18,Odisha index prices are ex-mines & inclusive of Royalty, DMF & NMET; NMDC Royalty, DMF & other taxes extra, Karnataka Prices in INR/MT, Royalty@15%

Global prices (in USD/MT)								As on 19 Mar 2021
CNF China	Fines, Fe 61.5% (Australia Origin), Australia	-	$161	NA	NA	0	- 3	+ 3
CNF India	Lumps, Fe 64% (South Africa origin), South Africa	-	$201	$201	$201	0	+ 23	+ 21

Prices last updated on: 2019-03-11 11:14:00,Prices on DMT basis (Daily Assessment) , India- Single Port Loading , FOB prices including demurrage , June to November: Moisture@ 10% , December to May: Moisture@ 8% , Or, actual moisture as per cargo certificate submitted by shipper to be adjusted

Pellets

Indian prices (in INR/MT)								As on Week 12 (*15 Mar - 21 Mar*)
Ex-Barbil	6-20 mm, Fe 63%	FOR Siding	11,100	11,000	11,200	- 200	- 100	- 650
Ex-Durgapur	6-20 mm, Fe 63%	Ex-Works	11,250	11,200	11,300	- 250	+ 375	- 275
Ex-Raipur	6-20 mm, Fe 63%	Ex-Works	12,000	12,000	12,000	- 450	+ 250	- 75
Ex-Bellary	6-20 mm, Fe 63%	Ex-Works	11,750	11,500	12,000	0	+ 425	- 400

Prices last updated on: 2021-03-16,Weekly Assessment, GST @ 5% extra., Barbil and Kandla - Prices Loaded to Wagons

Global prices (in USD/MT)								As on Week 12 (*15 Mar - 21 Mar*)
CNF China	6-20 mm, Fe 64% (India Origin), India	-	$206	NA	NA	+ 6	+ 4	+ 18
	6-20 mm, Fe 65% (Brazil Origin), Brazil	-	$240	NA	NA	- 8	+ 14	+ 43
FOB India	6-20 mm, Fe 64%	-	$181	NA	NA	+ 4	- 3	+ 4

Prices last updated on: 2021-03-17,

Coal

Global prices (in USD/MT)	As on Week 12 (*15 Mar - 21 Mar*)

Prices last updated on: ,

Scrap

Indian prices (in INR/MT)								As on 19 Mar 2021
Ex-Alang	HMS(80:20)	Ex-Yard	30,000	29,900	30,100	0	+ 400	NA
Ex-Mumbai	HMS(80:20)	DAP	29,500	29,300	29,700	0	+ 800	NA
Ex-Chennai	HMS(80:20)	DAP	29,400	29,200	29,600	+ 100	+ 2,800	NA
Ex-Alang	HMS(80:20), Ship Breaking	Ex-Yard	30,000	29,900	30,100	0	+ 400	+ 200

Prices last updated on: 2021-03-18 10:58:27,Daily Assessment , Basic Price GST @ 18% extra,

Global prices (in USD/MT)								As on Week 12 (*15 Mar - 21 Mar*)
CNF India	HMS 1&2(80:20) (Containers, Europe Origin), Europe	-	$418	$415	$420	- 20	+ 19.6	+ 8
	Shredded (Containers, Europe Origin), Europe	-	$445	$442	$447	- 25	+ 7.6	+ 1.5
CNF Turkey	HMS 1&2(80:20) (Bulk, US Origin), USA	-	$430	$425	$435	- 10	+ 16.8	- 31.25

Prices last updated on: 2021-03-18,Weekly Assessment

Note:- W-O-W: Week On Week, 1M: Change over last month, 3M: Change over last 3 months

Copyright@ 2009-2021

Sponge

REGION	PARTICULAR	SPONGE IRON (C-DRI)				PELLET SPONGE (P-DRI)			
		PRICE	CHANGE	W-O-W	1M	PRICE	CHANGE	W-O-W	1M
Indian prices (in INR/MT)									As on 18 Mar 2021
North India	Mandi Gobindgarh	30,200	+ 200	+ 300	+ 1,500	-	-	-	-
East India	Durgapur	27,500	+ 300	0	+ 1,400	26,200	+ 300	0	+ 1,500
East India	Rourkela	27,300	+ 300	+ 200	+ 1,800	-	-	-	-
Central India	Raigarh	27,300	+ 200	- 200	+ 1,800	26,300	+ 150	- 200	+ 1,700
Central India	Raipur	28,200	+ 200	- 400	+ 1,900	27,200	+ 200	- 400	+ 1,800
South India	Bellary	25,500	- 150	- 350	+ 500	25,250	- 50	- 150	+ 250
South India	Hyderabad	-	-	-	-	25,900	0	- 200	+ 300

All prices are basic, GST extra.

Scrap

PARTICULAR/DELIVERY	SIZE/GRADE	DELIVERY	PRICE	MIN	MAX	W-O-W	1M	3M
Indian prices (in INR/MT)								As on 19 Mar 2021
Ex-Mandi	Old Scrap	DAP	30,700	30,500	30,800	- 300	+ 1,400	NA
Ex-Durgapur	HMS(80:20)	DAP	32,400	32,200	32,600	+ 200	+ 2,900	NA
Ex-Raipur	End Cutting	DAP	33,500	33,300	33,700	+ 200	+ 3,000	NA
	HMS(80:20)	DAP	32,000	31,800	32,200	+ 200	+ 3,000	NA
Ex-Ahmedabad	HMS(80:20)	DAP	30,500	30,300	30,700	+ 100	+ 1,100	NA
Ex-Mumbai	HMS(80:20)	DAP	29,500	29,300	29,700	0	+ 800	NA
Ex-Chennai	HMS(80:20)	DAP	29,400	29,200	29,600	+ 100	+ 2,800	NA
Ex-Hyderabad	HMS(80:20)	DAP	30,300	30,200	30,500	0	+ 1,700	NA

Prices last updated on: 2021-03-18 17:11:13,Daily Assessment , Basic Price GST @ 18% extra,

Pig Iron

Indian prices (in INR/MT)								As on 19 Mar 2021
DAP-Ludhiana	Steel Grade	DAP	38,200	38,200	38,300	- 100	+ 1,200	+ 1,000
Ex-Durgapur	Steel Grade	Ex-Works	35,500	35,400	35,600	0	+ 1,500	+ 100
Ex-Rourkela	Steel Grade	Ex-Works	35,600	35,500	35,700	0	+ 3,600	+ 2,100
Ex-Raigarh	Steel Grade	Ex-Works	36,600	36,500	36,700	- 100	+ 3,100	+ 2,700
Ex-Raipur	Steel Grade	Ex-Works	36,900	36,800	37,000	- 100	+ 4,100	+ 3,400
DAP-Delhi	Foundry Grade	DAP	42,600	42,500	42,700	0	+ 2,300	+ 300
DAP-Ludhiana	Foundry Grade	DAP	42,700	42,600	42,800	- 100	+ 2,500	+ 2,400
Ex-Kharagpur	Foundry Grade	Ex-Works	39,500	39,400	39,500	0	+ 2,500	+ 1,700
DAP-Ahmedabad	Foundry Grade	DAP	42,200	42,100	42,400	0	+ 3,900	+ 1,700

Prices last updated on: 2021-03-18 13:41:58,Indian pig iron price assessment frequency has been increased from weekly to daily basis.

Sponge Iron (C-DRI) -78-80 FeM (Recovery 85%) **Scrap -** HMS, Mixed (Recovery 94%) **Pig Iron -** Steel Grade, 0.5 -1.4% Silicon

Copyright@ 2009-2021

Ingot/Billet

REGION	PARTICULAR	INGOT			BILLET			REBAR		
		PRICE	CHANGE	1M	PRICE	CHANGE	1M	PRICE	CHANGE	1M
Indian prices (in INR/MT)										As on 18 Mar 2021
North India	Ghaziabad	40,750	+ 250	+ 1,950	-	-	-	-	-	-
	Mandi Gobindgarh	40,850	+ 450	+ 1,650	41,500	+ 500	+ 1,800	45,800	+ 300	+ 2,400
	Muzaffarnagar	40,700	+ 200	+ 1,900	-	-	-	44,000	+ 500	+ 2,500
East India	Durgapur	39,000	+ 600	+ 2,500	39,500	+ 700	+ 2,500	44,000	+ 250	+ 2,250
	Rourkela	37,750	+ 450	+ 2,100	38,300	+ 400	+ 2,050	43,100	+ 300	+ 1,700
Central India	Raigarh	37,600	+ 300	+ 1,850	38,250	+ 350	+ 1,750	42,200	+ 400	+ 800
	Raipur	38,100	+ 400	+ 1,950	38,750	+ 450	+ 1,800	42,500	+ 400	+ 1,400
West India	Ahmedabad	38,900	+ 200	- 500	39,700	+ 200	0	46,300	0	+ 1,800
	Goa	41,500	0	+ 3,300	41,800	0	+ 3,300	47,200	- 300	+ 2,700
	Jaipur	40,800	+ 500	+ 2,500	-	-	-	-	-	-
	Mumbai	39,200	0	- 300	40,200	+ 100	+ 200	46,300	0	+ 2,100
South India	Hyderabad	39,100	0	+ 800	39,500	0	+ 800	44,800	0	+ 600
	Chennai	-	-	-	40,700	- 200	+ 1,700	45,500	- 100	+ 2,200
West India	Jalna	-	-	-	-	-	-	46,500	0	+ 1,700
South India	Bangalore	-	-	-	-	-	-	45,600	- 100	+ 2,500

All prices are basic, GST @ 18% extra.

Rebar (Medium & Small Scale Producers)

PARTICULAR/DELIVERY	SIZE/GRADE	DELIVERY	PRICE	MIN	MAX	PRICE @ 18%GST	W-O-W	1M	3M
Indian prices (in INR/MT)									As on 19 Mar 2021
Ex-Mandi Gobindgarh	12-25mm	Ex-Works	45,800	45,600	46,000	54,000	+ 300	+ 2,400	+ 1,900
Ex-Muzaffarnagar	12-25mm	Ex-Works	44,000	43,900	44,100	51,900	+ 500	+ 2,500	+ 2,000
Ex-Durgapur	12-25mm	Ex-Works	44,000	43,900	44,100	51,900	+ 250	+ 2,250	+ 2,000
Ex-Rourkela	12-25mm	Ex-Works	43,100	43,000	43,200	50,900	+ 300	+ 1,700	- 100
Ex-Raigarh	12-25mm	Ex-Works	42,200	42,100	42,300	49,800	+ 400	+ 800	+ 200
Ex-Raipur	12-25mm	Ex-Works	42,500	42,400	42,600	50,200	+ 400	+ 1,400	0
Ex-Ahmedabad	12-25mm	Ex-Works	46,300	46,000	46,400	54,600	0	+ 1,800	- 700
Ex-Goa	12-25mm	Ex-Works	47,200	47,000	47,400	55,700	- 300	+ 2,700	- 300
Ex-Jalna	12-25mm	Ex-Works	46,500	46,300	46,700	54,900	0	+ 1,700	- 400
Ex-Mumbai	12-25mm	Ex-Works	46,300	46,200	46,500	54,600	0	+ 2,100	+ 600
Ex-Bangalore	12-25mm	Ex-Works	45,600	45,400	46,000	53,800	- 100	+ 2,500	- 2,300
Ex-Chennai	12-25mm	Ex-Works	45,500	45,400	45,700	53,700	- 100	+ 2,200	- 1,700
Ex-Hyderabad	12-25mm	Ex-Works	44,800	44,700	45,000	52,900	0	+ 600	- 200

Prices last updated on: 2021-03-18 17:08:02,Daily Assessment, Induction Grade, Grade-500 Fe, Basic Price GST @ 18% extra ,

Structure (Medium & Small Scale Producers)

REGION/ZONE	PARTICULAR	40 ANGLE	CHANGE	1M	75 CHANNEL	CHANGE	1M	200 BEAM	CHANGE	1M
Indian prices (in INR/MT)										As on 19 Mar 2021
North India	Ghaziabad	-	-	-	-	-	-	45,600	0	+ 2,200
East India	Durgapur	43,000	+ 2,900	+ 4,400	43,000	+ 400	+ 1,900	42,100	+ 500	+ 2,000
Central India	Raipur	-	-	-	41,200	+ 300	+ 2,100	42,400	+ 100	+ 1,300
West India	Ahmedabad	43,100	0	+ 1,600	43,100	0	+ 1,600	44,100	0	+ 1,600
West India	Mumbai	45,200	- 300	+ 1,000	46,000	- 300	+ 1,000	46,400	- 300	+ 1,000
South India	Hyderabad	43,500	- 500	+ 1,100	43,100	- 500	+ 1,100	-	-	-

Indian Structure price assessment frequency has been increased from weekly to daily basis, All prices are basic,Commercial Grade, Basic Price GST @ 18% extra

Ingot - 3.5"*4.5", Commercial Grade

Billet - 100*100, 125*125, S+P> 0.1 %,

Re-bar - 12mm, Fe 500 Grade
Structure - Commercial Grade, 40x40 Angle

Note:- W-O-W: Week On Week, 1M: Change over last month, 3M: Change over last 3 months

Copyright@ 2009-2021

Wire Rod

PARTICULAR	SIZE/GRADE	RAIPUR	CHANGE	W-O-W	DURGAPUR	CHANGE	W-O-W
Indian prices (in INR/MT)						As on date 18-Mar-2021	
Wire Rod, Induction grade	5.5 mm	42,000	+ 400	- 100	42,700	+ 500	+ 500
Induction grade,	12 Gauge HB Wire	44,000	+ 400	- 100	-	-	-
HB Wire, Induction grade	12 Gauge	-	-	-	44,700	+ 500	+ 500
GI Wire, Induction grade	12 Gauge	48,200	+ 400	- 100	50,500	+ 500	+ 800
Barbed Wire, Induction grade	12*12 Gauge	49,700	+ 400	+ 100	54,000	+ 500	+ 800
Binding Wire, Induction grade	20 Gauge	50,000	+ 200	+ 500	50,500	+ 300	+ 500

Weekly Assessment,Commercial Grade, Basic Price GST @ 18% extra

Finished Flat

REGION	PARTICULAR	HRC				CRC			
		PRICE	CHANGE	W-O-W	1M	PRICE	CHANGE	W-O-W	1M
Indian prices (in INR/MT)									As on 18 Mar 2021
North India	Delhi	53,750	+ 250	+ 250	+ 1,500	64,000	+ 250	+ 250	+ 1,750
North India	Ludhiana	53,500	+ 250	+ 250	+ 1,500	63,500	0	0	+ 1,000
East India	Kolkata	52,250	0	0	+ 1,750	62,250	0	0	+ 250
West India	Ahmedabad	55,250	0	0	+ 750	64,500	0	0	- 1,000
West India	Mumbai	54,250	0	+ 125	+ 500	65,500	+ 500	+ 500	0
South India	Chennai	54,000	0	0	0	63,500	0	0	- 1,500
South India	Hyderabad	55,250	+ 750	+ 750	+ 1,750	65,500	+ 500	+ 500	- 250

All prices are basic, GST @ 18% extra.

Ferro Alloys

PARTICULAR/DELIVERY	SIZE/GRADE	DELIVERY	PRICE	MIN	MAX	W-O-W	1M	3M
Silico Manganese	25-150 mm, 60-14	Ex-Durgapur	84,500	NA	NA	+ 3,500	+ 15,750	+ 16,500
		Ex-Raipur	84,500	NA	NA	+ 4,000	+ 15,625	+ 16,000
Ferro Silicon	HC 70%	Ex-Guwahati	101,000	NA	NA	+ 1,000	+ 3,000	- 1,500
Ferro Manganese	HC 70%	Ex-Durgapur	83,000	NA	NA	+ 4,000	+ 13,000	+ 14,500
Ferro Chrome	HC 60%	Ex-Jajpur	102,500	102,000	103,000	0	+ 5,000	+ 32,500
Chrome Ore	Friable 54%+	Ex-Jajpur (OMC-eAuction)	20,199	NA	NA	+ 8,533	+ 8,533	NA

Prices last updated on: 2021-02-12,OMC E-Auction Prices Including Royalty

Ferro Chrome	10-150mm, HC 60% (cents/lb), India	CNF China	¢108/lb	NA	NA	0	+ 3	+ 37.5
Ferro Manganese	HC 75%	FOB India	$1,195	$1,190	$1,200	+ 70	+ 195	+ 195
Silico Manganese	65-16	FOB India	$1,220	NA	NA	0	+ 160	+ 210

Prices last updated on: 2021-03-16,Weekly Assessment

Note:- W-O-W: Week On Week, 1M: Change over last month, 3M: Change over last 3 months

Copyright@ 2009-2021

SteelMint billet index increases by INR 450/t - 18 Mar

18 Mar 2021

Rationale:

SteelMint's daily billet index has been assessed at INR 38,750/t (+450) exw Raipur on 18th Mar'21, 18:00 IST.

A total of about 3,720 t billet trades were recorded by SteelMint today, as against 4,770 t yesterday (i.e. 17th Mar).

The prices remained supported on account of active demand along with sufficient orders among suppliers. In addition to it, rising prices in Northern India was the major factor behind the surge in billet prices in Raipur, Central India.

- This index has been derived based on transactions, offers, bids and indicative price data sets. Transactions are considered as T1 and given a weightage of 50% whereas other data sets are considered as T2 and given a weightage of the balance 50%.
- **Transactions (T1) –** Nine trades were recorded in the 2:30 to 5.30 pm SteelMint trading window and considered for final price calculation as T1 inputs. Out of which, five trades were recorded at INR 38,700/t, two deals at INR 38,800/t, one at INR 38,600/t & one deal at INR 38,900/t. The average price of these nine transactions was INR 38,753/t and given a 50% weightage in the final price calculation.
- **Other Price Indicators – bids/offers/indicative (T2) –** Ten offers reported in the trading window and considered as T2 inputs. The average price of these ten was INR 38,767/t and given a 50% weightage in the final price calculation.

The final price for billet exw Raipur was at INR 38,760/t, rounded to INR 38,750/t exw.

From SteelMint Team - While it would be our earnest endeavour, at SteelMint, to bring about transparent and unbiased price index reporting, we would request all our readers and subscribers for their feedback and if they could participate in the reporting of more transactions.

For detailed methodology - *click here*

India Domestic Raipur Billet Trade Updates- 18 Mar'21

Participant	Industry Type	Trade Type	Price (INR/t)	Delivery	Time of Deal/Call	Data Set
P1	Seller	Indicative	38,500	Exw	12:44	T2
P2	Broker	Offer	38,500	Exw	12:48	T2
P3	Seller	Indicative	38,600	Exw	13:05	T2
P4	Seller	Indicative	38,700	Exw	15:00	T2
P5	Seller	Trade	38,600	FoR	15:00	T1
P6	Broker	Trade	38,700	FoR	15:05	T1
P7	Broker	Trade	38,700	Exw	15:15	T1
P8	Broker	Offer	38,800	FoR	15:20	T2
P9	Seller	Trade	38,700	FoR	15:23	T1
P10	Seller	Trade	38,700	FoR	15:30	T1
P11	Seller	Indicative	38,800	FoR	15:32	T2
P12	Seller	Indicative	38,700	FoR	15:40	T2
P13	Broker	Trade	38,800	FoR	15:43	T1
P14	Seller	Trade	38,800	FoR	15:45	T1
P15	Seller	Trade	38,700	FoR	15:57	T1
P16	Seller	Offer	38,800	Exw	16:00	T2
P17	Seller	Trade	38,900	FoR	16:01	T1
P18	Seller	Offer	38,800	FoR	16:05	T2
P19	Buyer	Offer	38,700	FoR	16:07	T2
P20	Buyer	Offer	38,800	FoR	16:20	T2
P21	Seller	Offer	38,900	FoR	16:28	T2
P22	Seller	Indicative	38,800	Exw	17:20	T2

Copyright@ 2009-2021

Global Prices

COMMODITY	PARTICULAR	GRADE/SIZE	PRICE	CHANGE	W-O-W	1M	3M
China							
Export							
Billet	FOB China	125*125, BF Grade	NA	NA	NA	NA	NA
TMT (Re-Bar)	FOB China	Commerical	NA	NA	NA	NA	NA
Wire Rod	FOB China	5.5mm	NA	NA	NA	NA	NA
HRC	FOB China	2.5mm	$745	+ 27	+ 27	+ 75	+ 35
CRC	FOB China	0.90 mm	$808	+ 10	+ 10	+ 90	+ 25
Import							
Iron Ore	CNF China	Lumps Fe 64/63%, South Africa	$200	- 1	+ 4	+ 4	+ 27
Iron Ore	CNF China	Fines Fe 62%, Australia	$166	0	+ 1	- 3	+ 3
Pellets	CNF China	6-20mm, BF Grade	$240	- 8	- 8	+ 14	+ 43
Coking Coal	CNF China	Premium HCC, Australia	NA	NA	NA	NA	NA
Mill Scale	CNF China	70/68%	NA	NA	NA	NA	NA
FeCr	CNF China	HC 60%	¢108/lb	0	0	+ 3	+ 37.5
Mn Ore	CNF China	Mn 46% Lumps, Australia	$6.1/dmtu	+ 0.05	0	+ 0.55	+ 1.45
Mn Ore	CNF China	Mn 38%, South Africa	$5.15/dmtu	+ 0.05	0	0	+ 1.05
CIS Nations							
Export							
Billet	FOB Black Sea	125*125, BF Grade	$583	- 2	- 2	+ 43	+ 11.5
Slabs	FOB Black Sea	Commercial	$673	0	0	+ 48	+ 78
Pig Iron	FOB Black Sea	Steel Grade	$535	0	0	+ 52	+ 45
TMT (Re-Bar)	FOB Black Sea	Commercial	NA	NA	NA	NA	NA
HRC	FOB Black Sea	2.5mm	$805	+ 75	+ 75	+ 107	+ 90
CRC	FOB Black Sea	0.90mm	$918	+ 35	+ 35	+ 83	+ 90
Japan/Korea							
Export							
HRC	FOB Korea	2.5mm	$795	+ 30	+ 30	+ 70	+ 90
Import							
FeCr	CNF Japan	HC 60%	¢109/lb	0	0	0	+ 36

Note:- W-O-W: Week On Week, 1M: Change over last month, 3M: Change over last 3 months, All prices are weekly assessment, Iron Ore are daily assessment

Copyright@ 2009-2021

COMMODITY	PARTICULAR	GRADE/SIZE	PRICE	CHANGE	W-O-W	1M	3M
India							
Export							
Iron Ore	FOB India	Fines, Fe 58/57%	NA	NA	NA	NA	NA
Mill Scale	FOB India	70/68%	NA	NA	NA	NA	NA
Billet	FOB India	95*95mm	NA	NA	NA	NA	NA
Billet	FOB India	150*150mm	$548	0	0	+ 30	- 1
Pig Iron	FOB India	Steel Grade	$510	+ 5	+ 5	+ 65	+ 25
HRC	FOB India	2.5mm	$755	+ 15	+ 15	+ 40	+ 15
CRC	FOB India	0.9mm	$995	+ 30	+ 30	+ 35	+ 92
SiMn	FOB India	60/14%	$1,120	+ 40	+ 46.67	+ 160	+ 210
FeMn	FOB India	HC 75%	$1,195	+ 70	+ 70	+ 195	+ 195
FeSi	FOB Bhutan	70-75%	$1,450	0	0	+ 10	+ 230
Import							
Iron Ore	CNF India	Lumps Fe 64%, South Africa	$201	0	- 19	+ 23	+ 21
Scrap	CNF India	HMS 1&2 ,Middle East	$400	- 20	- 13.33	+ 28.4	NA
Scrap	CNF India	Shredded, Europe	$445	- 25	- 16.67	+ 7.6	+ 1.5
Coking Coal	CNF India	Premium HCC, Australia	$138.5	0	- 2.85	- 20.8	+ 24.95
Non-Coking Coal	CNF India	RB2 5500 NAR, South Africa	NA	NA	NA	NA	NA
Met Coke	CNF India	62%, China	NA	NA	NA	NA	NA
Pellets	CNF India	6-20mm, BF Grade	NA	NA	NA	NA	NA
Wire Rod	CNF India	5.5mm, China	NA	NA	NA	NA	NA
HRC	CNF India	2.5mm, China	$775	+ 27	+ 27	+ 105	+ 40
HRC	CNF India	2.5mm, Korea	$825	+ 30	+ 30	+ 70	+ 85
CRC	CNF India	0.90mm, China	$838	+ 10	+ 10	NA	+ 30
HR Plate	CNF India	A 36	NA	NA	NA	NA	NA
Mn Ore	CNF India	Mn 38%, South Africa	$5.15/dmtu	+ 0.05	0	0	+ 1.05
Europe & US							
Export							
Pig Iron	FOB Brazil	Steel Grade	$518	- 2	- 2	+ 33	+ 53
Import							
Scrap	CFR Turkey	HMS (80:20), US	$430	- 10	- 22	+ 16.8	- 31.25
HRC	CIF Europe	2.5mm	$770	+ 12	+ 12	+ 85	+ 20
Middle East & Africa							
Export							
Iron Ore	FoB South Africa	Lumps, Fe 64/63%	NA	NA	NA	NA	NA
Non Coking Coal	FoB South Africa	RB2 5500 NAR	NA	NA	NA	NA	NA
Import							
Billet	CNF Dubai	125*125, China	NA	NA	NA	NA	NA
HRC	CNF Dubai	2.5mm, China	$775	+ 5	+ 5	+ 15	+ 20

Note:- W-O-W: Week On Week, 1M: Change over last month, 3M: Change over last 3 months, All prices are weekly assessment, Iron Ore are daily assessment

Copyright@ 2009-2021

Intel

Iron Ore

» Benchmark iron ore futures gain on rising industrial metals consumption — Mar 18, 2021 15:35
» Spot iron ore price remains range-bound — Mar 18, 2021 10:51
» India: Odisha's Essel Mining raises iron ore lump offer by INR 500/t ($7) — Mar 17, 2021 17:24
» India: Bids fall by around INR 300/t in SAIL's iron ore dump auction from Odisha — Mar 17, 2021 16:22
» Brazil's Vale begins Vargem Grande filtration plant operation — Mar 17, 2021 15:44

Coal

» India: RB2 coal traded at INR 6,300/t ex-Mangalore port — Mar 17, 2021 19:15
» Australian coking coal FoB price remains stable — Mar 17, 2021 11:52
» Downtrend continues in Australian coking coal prices — Mar 16, 2021 13:19
» India: RB2 coal portside prices shoot up as stock depletes — Mar 15, 2021 17:24
» Australian coking coal price declines on lower offers — Mar 13, 2021 13:48

Scrap & Metallics

» India: Melting scrap prices inch up on improved semi-finished transactions — Mar 18, 2021 19:27
» SteelMint's benchmark sponge iron prices up by INR 200/t ($3) — Mar 18, 2021 19:09
» India: Bids inch up by INR 100/t in SAIL's BSP pig iron auction — Mar 18, 2021 15:50
» India: Union Minister announces vehicle scrappage policy in Lok Sabha — Mar 18, 2021 14:07
» Japan: Tokyo Steel lowers scrap price for two major works by JPY 500 ($5) — Mar 18, 2021 13:57

Steel

» India: Secondary rebar price remains supportive on rising billet prices — Mar 18, 2021 19:02
» Welspun Corp receives multiple orders worth INR 777 cr — Mar 18, 2021 13:11
» Iran: Billet export prices remain stable in a recent deal — Mar 18, 2021 12:35
» Protests outside Posco's India steel plant to be called off — Mar 18, 2021 10:19
» India: IF route rebar prices fall on weak demand — Mar 17, 2021 19:09

Ferro Alloy

» India: Meghalaya could face load-shedding for six months from 20-Mar '21 — Mar 18, 2021 12:29
» India: Vedanta ferrochrome auction finds no takers — Mar 17, 2021 19:32
» Stainless Steel production decreases by 2.5% y-o-y in 2020 — Mar 16, 2021 19:51
» India: OMC chrome ore auction receives a poor response — Mar 15, 2021 19:17
» Brazil: Manganese ore exports down by 52% m-o-m in Feb '21 — Mar 11, 2021 19:08

Ship Breaking

» India: Ship recycling import volumes hit five-month high in Jan '21 — Feb 11, 2021 15:10
» Govt plans to double Alang's ship recycling capacity by 2024: FM — Feb 01, 2021 12:06
» India: Ship breaking scrap prices in Alang hit all-time high — Dec 14, 2020 12:16
» Global ship-breaking: 170 ships broken in Q3 CY'20 — Oct 31, 2020 16:36
» South Asia: Ship breaking prices remain majorly stable — Oct 19, 2020 17:17

Copyright@ 2009-2021

Live Tenders

COMPANY	TYPE	GRADE	QUANTITY	EXPIRY DATE	LOCATION	VIEW
Billet/ingot/slab						
RINL	Sell	150x150mm sp3-4	60,000 MT	22 Mar, 2021	Vishakhapatnam, Andhra Pradesh, India	
SAIL	Sell	Secondary flat & long steel	14,235 MT	19 Mar, 2021	Bhilai, Chattisgarh, India	
Ferro Manganese						
MOIL Limited	Sell	High Carbon Ferro Chrome (HCFC)	7,475 MT	19 Mar, 2021	Nagpur, Maharashtra, India	
Fines/lumps						
SAIL	Sell	Gua Iron Ore Fines (From old dump) Size: [-]10 mm Fe:60% (In	200,000 MT	24 Mar, 2021	Kolkata, West Bengal, India	
NMDC	Sell	Lumps & fines	651,000 MT	19 Mar, 2021	Dantewada, Chattisgarh, India	
NMDC	Sell	Lumps & fines	50,400 MT	19 Mar, 2021	Dantewada, Chattisgarh, India	
SAIL	Sell	Bolani - Iron Ore Fines Size: [-]10 mm Fe:62.5%	25,000 MT	06 Apr, 2021	Kolkata, West Bengal, India	
MSTC	Sell	ron Ore CLO and Iron Ore DRCLO FE: 67.53-68.31%	12,568 MT	05 Apr, 2021	Vishakhapatnam, Andhra Pradesh, India	
SAIL	Sell	Bolani Iron Ore Fines (Dump fines) Size: [-]10 mm Fe:60%	140,000 MT	19 Mar, 2021	Kolkata, West Bengal, India	
SAIL	Sell	Grade (Fe%) : 55-58 %	124,000 MT	19 Mar, 2021	Bhilai, Chattisgarh, India	
Government of Goa	Sell	Lumps & fines	2 MnT	24 Mar, 2021	Goa, Goa, India	
SAIL	Sell	Barsua - Iron Ore Fines Size: [-]10 mm Fe:60.8% (Indicative)	40,000 MT	26 Mar, 2021	Kolkata, West Bengal, India	
MSTC	Sell	Lumps & fines	17,853 MT	23 Mar, 2021	Bangalore, Karnataka, India	
MSTC	Sell	Lumps & fines	148,000 MT	23 Mar, 2021	Bangalore, Karnataka, India	
MSTC	Sell	Lumps & fines	522,000 MT	24 Mar, 2021	Bangalore, Karnataka, India	
Hrc						
SAIL	Sell	RANGE 2.5 MM TO 16 MM	16,200 MT	19 Mar, 2021	New Delhi, Delhi, India	
Manganese Ore						
SAIL	Sell	granulated Low MnO Slag with earth materials	10,000 MT	24 Mar, 2021	Chandrapur, Maharashtra, India	
MOIL Limited	Sell	High Carbon Ferro Manganese & Manganese Ore of Dioxide	2,275 MT	23 Mar, 2021	Nagpur, Maharashtra, India	
MSTC	Sell	Mn 28-30	12,096 MT	24 Mar, 2021	Bangalore, Karnataka, India	
Non Coking						
ECL	Sell	RANGE/GRADE: 6101-6400/G4 MID GCV: 6250, STM(-100MM)	109,500 MT	19 Mar, 2021	Kolkata, West Bengal, India	
ECL	Sell	RANGE/GRADE: 4301-4600/ G10 MID GCV:4450, STM(-250MM)	38,940 MT	19 Mar, 2021	Kolkata, West Bengal, India	
BCCL	Sell	W-V (-100mm)	360,750 MT	20 Mar, 2021	Dhanbad, Jharkhand, India	
BCCL	Sell	HVMC W-V ROM (-100mm)	360,750 MT	20 Mar, 2021	Dhanbad, Jharkhand, India	
BCCL	Sell	HVMC W-IV ROM	308,000 MT	19 Mar, 2021	Dhanbad, Jharkhand, India	
BCCL	Sell	ROM	100,000 MT	19 Mar, 2021	Dhanbad, Jharkhand, India	
KIOCL	Buy	0-10mm , 80% FC	25,000 MT	25 Mar, 2021	Bangalore, Karnataka, India	
Pig Iron						
SAIL	Sell	Steel grade	10,200 MT	20 Mar, 2021	Rourkela, Odisha, India	
Pooled Iron						
RINL	Sell	Pooled iron & PMC jam	1,900 MT	25 Mar, 2021	Vishakhapatnam, Andhra Pradesh, India	
Silico Manganese						
RINL	Buy	Silico Manganese	102,000 MT	31 Mar, 2021	Visakhapatnam, Andhra Pradesh, India	
SAIL	Sell	0-3 & 3-10mm	900 MT	23 Mar, 2021	Chandrapur, Maharashtra, India	

View All

Weekly Pig Iron Production Index by Tathya.earth (As on 13 March 2021)

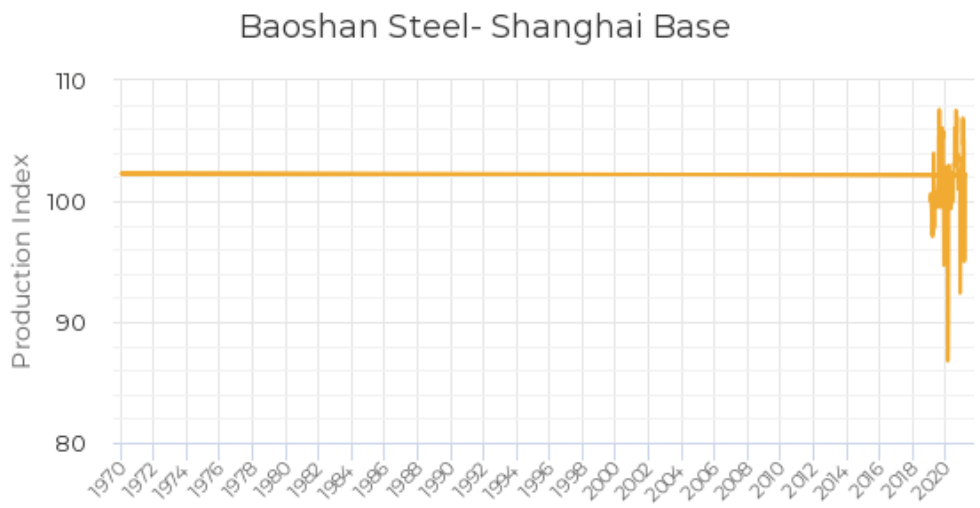

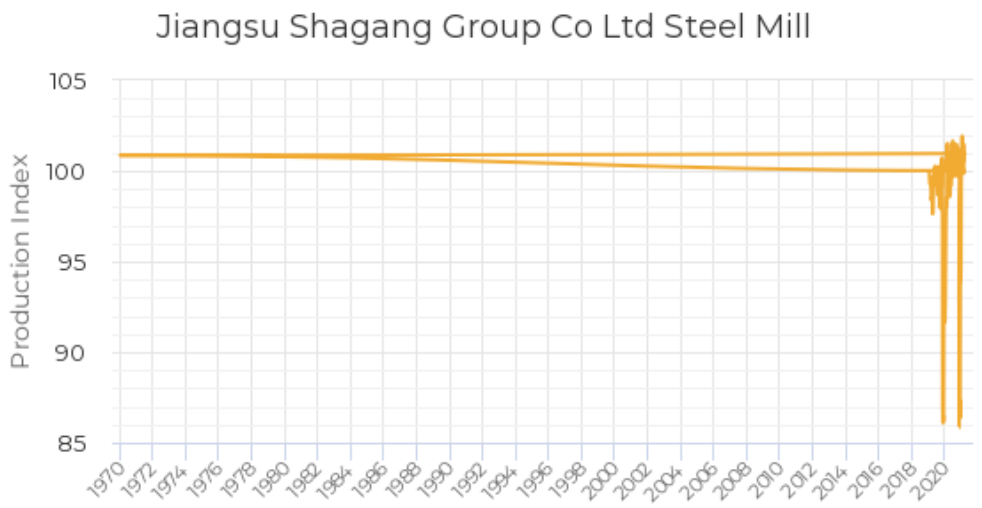

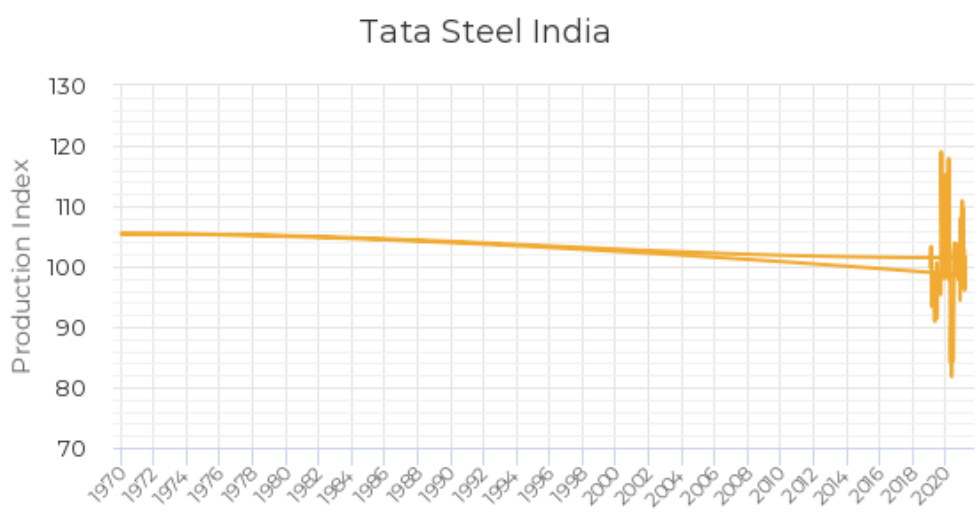

**Mills considered for this index are Jamshedpur and Kalinganagar*

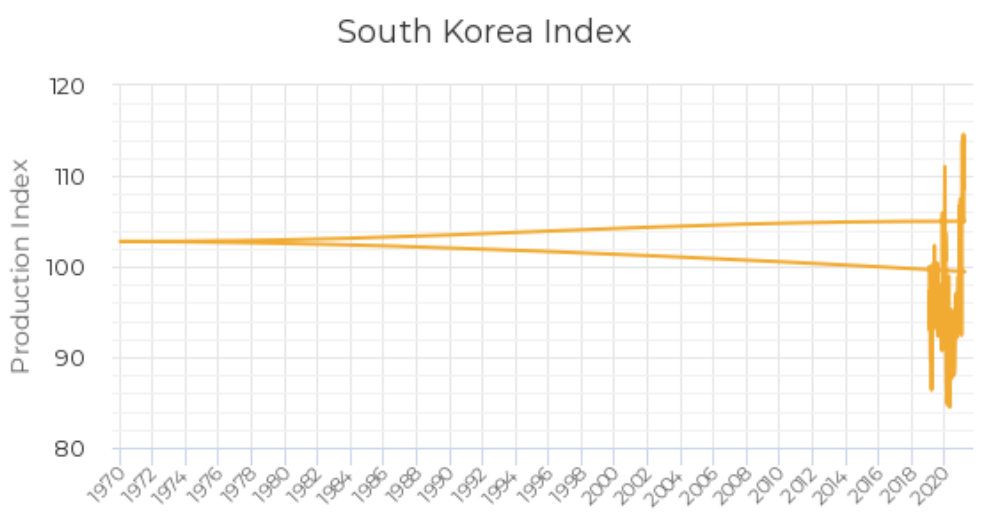

**Mills considered for this index are POSCO's Pohang & Gwangyang and Hyundai Steel's Dangjin Steel mill*

Tathya's Pig Iron (Hot Metal) Index represents the variation in production of Hot Metal (Pig Iron) on a weekly basis at different steel mills. This is a near real-time indicator of production trends in steel mills which is derived by using advanced Machine Learning leveraging the heat signals captured in the infrared bands of satellite images. The base value of the index is considered as 100 and subsequent values represent change from the base value which gives an indication of production trend.

Tathya.Earth has kindly allowed SteelMint to show their Pig Iron production index in this report. More info can be found at www.tathya.earth

SteelMint®

Disclaimer

SteelMint has taken due care and caution in compilation of content. Information is just for reference not intended for trading purpose or to address your particular requirement. The content includes facts, views, and opinions are of individuals and not that of the SteelMint management. We and our content licensors do not guarantee or warrant the accuracy, completeness or timeliness of, or otherwise endorse these views, and opinions. SteelMint and its affiliates, or their employees, directors or agents shall not be liable or responsible for any loss or costs or any action whatsoever arising out of use or relying on the spot prices disseminated.