

**TAKE
BUSINESS
DECISION
ON FACTS
NOT ONLY
ON GUTS**



What happened in China's GE Market this Week amid ongoing Epidemic?

China's graphite electrode market turned temporarily stable this week with producers slowly resuming their work amid epidemic being brought under control. According to the market sources, there is no major movement in the domestic GE prices given the soft downstream demand and electrodes market being not fully

operational. The current prices of HP grade electrodes of size 450mm are being heard in the range of RMB 11,000 - 12,000/MT whereas that of UHP grade electrodes of size 600mm are in the range of RMB 27,000 – 29,000/MT. While graphite electrode prices are temporarily stable, the current steel mills are a

[Continued](#)

Snap Shot - Global Prices (USD/MT)

COMMODITY	PARTICULAR	SIZE, GRADE	PRICE	CHANGE	M-O-M
Iron Ore Fines ¹	China Imports	Fines, Fe 61.5%	\$80	0	+ 3
Iron Ore Lumps ¹	Indian Imports	Lumps, Fe 64%	\$107.5	0	0
Pellets (Brazil) ²	China Imports	6-20 mm, Fe 65%	\$122	- 2	- 8
Pellets (India) ²	China Imports	6-20 mm, Fe 63.5%	\$120	+ 1	- 2.5
Coking ²	Australia Exports	Premium HCC	\$162.75	+ 4.5	+ 9.75
Met Coke ²	India Imports	Met Coke 64%	\$293	- 2	- 3
Non Coking ²	India Imports	RB2 (5500 NAR)	\$71	- 3	- 11
Scrap ²	India Imports	Shredded	\$314	+ 6	+ 16
Scrap ²	Turkey Imports	HMS(80:20)	\$280	0	+ 8
Scrap ²	Pakistan Imports	Shredded	\$315	+ 1	+ 25
Scrap ²	Bangladesh Imports	Shredded	\$330	0	+ 28
Scrap (Ship Breaking) ²	India Imports	Containers	\$400	0	- 10
Billet ²	India Exports	150*150, IS 2830	\$400	0	- 17.5
Billet ²	China Exports	150*150, Q235	\$398	0	- 83
Billet ²	Russia Exports	125*125, 3sp	\$398	0	+ 6.25
Billet ²	Iran Exports	130*130, 3 sp	\$393	0	+ 8.25
Sponge Iron ²	India Exports	Lumps, FeM 80	\$298	0	- 17
Pig Iron ²	India Exports	Steel Grade	\$330	- 15	- 10
Pig Iron ²	Russia Exports	Steel Grade	\$318	0	- 4
HRC ²	China Exports	2.5 mm, ASTM A36	\$480	+ 10	- 23
HRC ²	India Exports	2.5 mm, IS 2062	\$498	- 5	- 40
HRC ²	South Korea Exports	2.5 mm, ASTM A36	\$485	0	- 18
HRC (China) ²	Vietnam Imports	2.5 mm, SAE 1006	\$482	+ 7	- 41
CRC ²	India Exports	0.9 mm, IS 513 Gr.O	\$545	- 10	- 38
CRC ²	China Exports	0.90 mm, SPCC	\$513	+ 3	- 32
HR Plate ²	China Exports	5-10 mm, SS 400	\$466	+ 8	- 29
GP ²	China Exports	1 mm, Width 1,000-1,500 mm, thickness 0.5-2mm	\$568	+ 10	- 22
Silico Manganese ²	India Exports	65-16	\$970	- 10	- 20
Ferro Chrome ²	China Import	10-150mm, HC 60%	ø62/lb	0	0
Manganese Ore ²	India Imports	Lumps, Mn 37.5%	\$4.4/dmtu	- 0.2	0
Ferro Manganese ²	India Exports	HC 75%	\$925	0	- 25
Ferro Silicon ²	Bhutan Exports	70%	\$1,300	0	+ 100

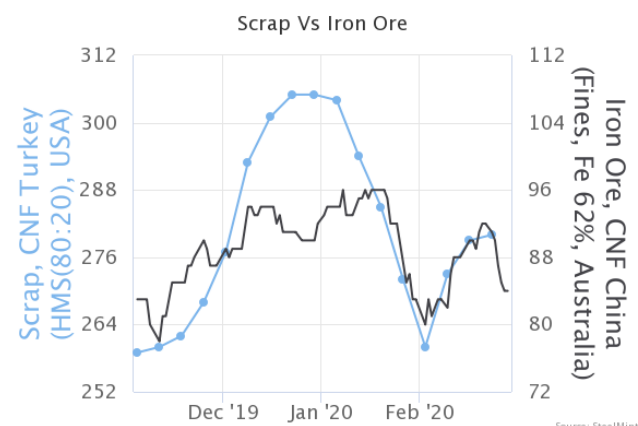
1-Daily Assessment, 2-Weekly Assessment, 3-Monthly Assessment, W-O-W -> Week On Week, M-O-M -> Month On Month


» Weekly: Chinese Steel Market Highlights

» Weekly: Global Ferrous Scrap Market Overview

» What happened in China's GE Market this Week amid ongoing Epidemic?

» Weekly: Global Billet Market Overview





Weekly: Chinese Steel Market Highlights

The Chinese steel market witness improvement as the week commenced with the gradual control over Coronavirus disease.However towards weekend market sentiments exhibited sluggish on sca...

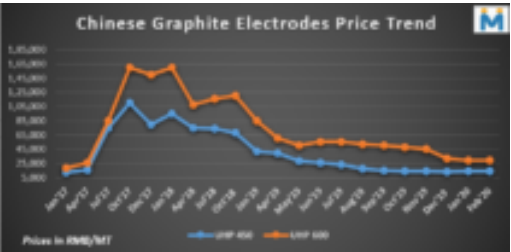
ON: 2020-02-29 By: Pratibha Bajaj Category: Finish Flat



Weekly: Global Ferrous Scrap Market Overview

Turkey: Turkish market for imported scrap remained silent this week, with no bulk bookings getting concluded, after very active trades in the previous 3 weeks. After around 33-35 bulk ...

ON: 2020-02-29 By: Akshay Category: Scrap



What happened in China's GE Market this Week amid ongoing Epidemic?

China's graphite electrode market turned temporarily stable this week with producers slowly resuming their work amid epidemic being brought under control. According to the market sourc...

ON: 2020-02-29 By: Aditi Tiwari Category: Graphite Electrode



Weekly: Global Billet Market Overview

The export offers from all the billet trading nations witnessed a marginal increase. However, no deals were reported during the week. Stability in global scrap prices and strong domest...

ON: 2020-02-29 By: Pranjal Markale Category: Semi Finished

[more news](#)

Indian Low-Grade Iron Ore Fines Export Prices to China Fall

Feb 29, 2020 00:00

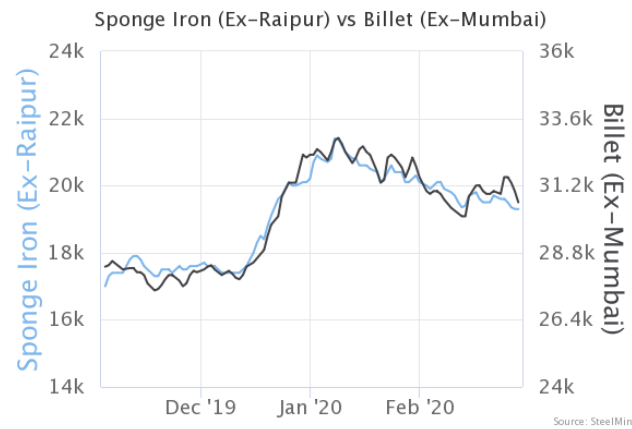
Indian low-grade iron ore fines export market moved down this week. SteelMint's assessment has decreased this week by USD 3/MT to USD 54-56/MT, CFR China as against last week's assessment at USD 57-59/MT, CFR China. Price fall is the reflection of weak demand and a sharp decline in global spot iron ore prices in China. As per reports of credible sources, Chinese mills are looking to reduce hot metal production amid falling demand and increasing steel inventories. At the beginning of this week, major iron ore miners and traders from Odisha concluded export deals for iron ore fines (Fe 58/57) at USD 59-60/MT, CFR China for Apr

Continued

Snap Shot - Indian Domestic Prices (INR/MT)					
COMMODITY	PARTICULAR	SIZE, GRADE	PRICE	CHANGE	M-O-M
Fines/lumps 2	Iron Ore Index	5-18 MM, Fe 63%	4,650	0	0
Fines/lumps 2	Iron Ore Index	Fines, Fe 63%	2,350	0	- 150
Iron Ore 3	NMDC	6-40 mm, Fe 65%	3,200	+ 600	+ 600
Iron Ore 3	NMDC	Fines, Fe 64%	2,910	+ 550	+ 550
Pellets 2	Raipur	6-20 mm, Fe 63%	6,700	0	- 700
Pellets 2	Bellary	6-20 mm, Fe 63%	7,150	0	+ 250
Coal 2	Ex-India (East)	25-90MM, Met Coke	22,500	- 1,500	NA
Mill Scale 2	FoR-Kandla	Fines, Fe 70/68%	2,750	0	0
Scrap 1	Ex-Mumbai	HMS(80:20)	23,500	- 200	+ 600
Scrap 1	Ex-Alang	HMS(80:20)	23,700	- 200	- 100
Pig Iron 1	Ex-Cuttack	-	-	-	-
Pig Iron 1	Ex-Ludhiana, Foundary	Foundry Grade	29,900	- 100	- 1,200
Sponge Iron 1	Ex-Raipur	Mix, FeM 80%, +/-1	19,300	0	- 800
Sponge Pellet 1	Ex-Raipur	Lumps, FeM 80%, +/-1	18,500	+ 100	- 500
Billet 1	Ex-Mumbai	100x100 mm, IS 2831	30,600	- 400	- 900
Billet 1	Ex-Raipur	100x100 mm, IS 2831	29,250	+ 50	- 250
TMT (Re-Bar) Secondary mills 1	Ex-Mumbai	12-25 MM, IS 1786- 500 Fe	35,100	- 400	- 400
TMT (Re-Bar) Secondary mills 1	Ex-Delhi/NCR	12-25 MM, IS 1786- 500 Fe	35,400	0	- 800
Structure 1	Ex-Mumbai	40*40 Angle, Commercial Grade	36,100	- 200	- 800
Wire Rod 1	Ex-Raipur	Wire Rod(5.5 MM)	32,500	0	- 500
HRC 2	Ex-Delhi	2.5 mm-8 mm, IS2062	38,300	0	- 950
HRC 2	Ex-Mumbai	2.5MM-8MM, IS2062	38,300	- 450	- 1,200
CRC 2	Ex-Delhi	0.90 mm, IS 513 Gr O	43,600	- 200	+ 100
CRC 2	Ex-Mumbai	0.90 mm, IS 513 Gr O	45,000	- 250	+ 250
HR Plate2	Ex-Mumbai	5-10 mm, IS2062	37,800	- 500	- 800
GP 2	Ex-Mumbai	0.8 mm, 120 GSM	48,800	- 950	- 1,450
Silico Manganese 2	Ex-Raipur	60-14	61,250	0	- 4,875
Ferro Manganese 2	Ex-Raipur	HC 70%	63,000	0	- 2,000
Ferro Chrome 2	Ex-Jajpur	HC 60%	61,000	- 500	- 4,000
Manganese Ore 2	Ex Balaghat, MOIL	MOIL, Lumps, Mn 37.5%, Fe 7.5%	10,382	NA	0
Chrome Ore 2	Ex-Odisha OMC, E-auction	Lumps, Friable 48-50%	7,346	- 1,811	- 1,811

*Basic Price GST @ 18% extra
1-Daily Assessment, 2-Weekly Assessment, 3-Monthly Assessment, W-O-W -> Week On Week, M-O-M -> Month On Month

- » India's Vizag Steel Resumes Operations at its Closed Blast Furnace - Sources
- » Indian Low-Grade Iron Ore Fines Export Prices to China Fall
- » Weekly: Indian Steel Market Snapshot
- » India: Ferro Silicon Supply in India may Face Severe Disruptions amidst Compulsory Certification





India's Vizag Steel Resumes Operations at its Closed Blast Furnace - Sources

Rashtriya Ispat Nigam Limited (RINL) state owned and one of the largest finish long steel producer based in southern region has successfully resume their blast furnace which was closed...

ON: 2020-02-29 By: Abhishek Bhalla Category: Finish Long

Indian Low-Grade Iron Ore Fines Export Prices to China Fall

Indian low-grade iron ore fines export market moved down this week. SteelMint's assessment has decreased this week by USD 3/MT to USD 54-56/MT, CFR China as against last week's assessm...

ON: 2020-02-29 By: Indranath Jha Category: Iron Ore

Weekly: Indian Steel Market Snapshot

During this week - 9 (24-29 Feb'20) Indian domestic trade activities remained subdued. The mid sized steel mills reported mixed response from the domestic buyers over uncertainty in th...

ON: 2020-02-29 By: Rounak Gairarey Category: Semi Finished

India: Ferro Silicon Supply in India may Face Severe Disruptions amidst Compulsory Certification

Major Ferro Silicon producers in Bhutan may face issue in supplying materials to Indian Steel companies due to the implementation of the compulsory certificate of Quality conforming to...

ON: 2020-02-29 By: Ankita Chakraborty Category: Ferro Alloy



[more news](#)

Iron Ore

PARTICULAR/DELIVERY	SIZE/GRADE	DELIVERY	PRICE	MIN	MAX	W-O-W	M-O-M	3M-O-M
Indian prices (in INR/MT)			As on Week 10 (02 Mar - 08 Mar)					
NMDC	6-40 mm, Fe 65%	F.O.R Siding	3,200	3,200	3,200	+ 600	+ 600	NA
NMDC	Fines, Fe 64%	F.O.R Siding	2,910	2,910	2,910	+ 550	+ 550	NA
Fines, Karnataka e-auction	Fe 60%		1,940	1,940	1,940	+ 380	+ 380	+ 130
Lumps, Karnataka e-auction	Fe 63%		3,181	3,181	3,181	+ 381	+ 381	+ 541
Odisha Iron Ore Index	5-18 MM, Fe 63%	Ex-mines	4,650	4,600	4,700	0	0	+ 700
Odisha Iron Ore Index	Fines, Fe 63%	Ex-mines	2,350	2,300	2,400	0	- 150	+ 400

Prices last updated on: 2020-02-29,Odisha index prices are ex-mines & inclusive of Royalty, DMF & NMET; NMDC Royalty, DMF & other taxes extra, Karnataka Prices in INR/MT, Royalty@15%

Global prices (in USD/MT)			As on 02 Mar 2020					
CNF China	Fines, Fe 61.5%, Australia	-	\$80	NA	NA	0	+ 3	- 3
CNF India	Lumps, Fe 64%, South Africa	-	\$107.5	\$105	\$110	0	0	+ 17.5

Prices last updated on: 2020-02-29 13:07:10,Prices on DMT basis (Daily Assessment) , India- Single Port Loading , FOB prices including demurrage , June to November: Moisture@ 10% , December to May: Moisture@ 8% , Or, actual moisture as per cargo certificate submitted by shipper to be adjusted

Pellets

Indian prices (in INR/MT)			As on Week 10 (02 Mar - 08 Mar)					
Ex-Barbil	6-20 mm, Fe 63%	F.O.R Siding	6,150	6,100	6,200	0	- 100	+ 650
Ex-Durgapur	6-20 mm, Fe 63%	Ex-Works	6,450	6,400	6,500	+ 100	0	+ 575
Ex-Raipur	6-20 mm, Fe 63%	Ex-Works	6,700	6,700	6,700	0	- 700	+ 400
Ex-Bellary	6-20 mm, Fe 63%	Ex-Works	7,150	7,100	7,200	0	+ 250	+ 925

Prices last updated on: 2020-02-28,Weekly Assessment, GST @ 5% extra., Barbil and Kandla - Prices Loaded to Wagons

Global prices (in USD/MT)			As on Week 10 (02 Mar - 08 Mar)					
CNF China	6-20 mm, Fe 63.5%, India	-	\$120	\$119	\$121	+ 1	- 2.5	+ 10.5
	6-20 mm, Fe 65%, Brazil	-	\$122	NA	NA	- 2	- 8	+ 5
FOB India	6-20 mm, Fe 64%	-	\$110.5	\$110	\$111	+ 1	- 2	+ 11.5

Prices last updated on: 2020-02-25,

Coal

Global prices (in USD/MT)			As on Week 10 (02 Mar - 08 Mar)					
FOB Australia	Premium HCC	-	\$162.75	NA	NA	+ 4.5	+ 9.75	+ 29

Prices last updated on: ,

Scrap

Indian prices (in INR/MT)			As on 02 Mar 2020					
Ex-Alang	HMS(80:20)	Ex-Yard	23,700	23,600	23,800	- 200	- 100	+ 1,800
Ex-Mumbai	HMS(80:20)	Delivered	23,500	23,300	23,600	- 200	+ 600	+ 2,200
Ex-Chennai	HMS(80:20)	Delivered (Including local freight around INR 500/MT)	22,300	22,100	22,500	+ 200	- 200	+ 1,300
Ex-Alang	HMS(80:20), Ship Breaking	Ex-Yard	23,700	23,600	23,800	- 200	- 100	+ 1,800

Prices last updated on: 2020-02-29 10:59:21,Daily Assessment , Basic Price GST @ 18% extra,

Global prices (in USD/MT)			As on Week 10 (02 Mar - 08 Mar)					
CNF India	HMS(80:20), Europe	-	\$291	\$290	\$293	+ 9	+ 14	+ 28.5
	Shredded, Europe	-	\$314	\$312	\$317	+ 6	+ 16	+ 29.25
CNF Turkey	HMS(80:20), USA	-	\$280	\$278	\$282	0	+ 8	+ 3

Prices last updated on: 2020-02-28,Weekly Assessment

Note:- W-O-W -> Week On Week, M-O-M -> Month On Month

Sponge

REGION	PARTICULAR	SPONGE IRON (C-DRI)				PELLET SPONGE (P-DRI)			
		PRICE	CHANGE	W-O-W	M-O-M	PRICE	CHANGE	W-O-W	M-O-M
Indian prices (in INR/MT)						As on 29 Feb 2020			
East India	Durgapur	19,450	+ 50	- 100	- 950	18,500	0	- 150	- 900
East India	Rourkela	18,550	0	- 50	- 750	-	-	-	-
Central India	Raigarh	18,750	0	- 350	- 550	17,750	0	- 400	- 550
Central India	Raipur	19,300	0	- 400	- 800	18,500	+ 100	- 250	- 500
South India	Bellary	18,300	0	- 100	- 600	18,100	0	- 300	- 500
South India	Hyderabad	-	-	-	-	18,600	0	- 400	- 500

All prices are basic, GST extra.

Scrap

PARTICULAR/DELIVERY	SIZE/GRADE	DELIVERY	PRICE	MIN	MAX	W-O-W	M-O-M	3M-O-M
Indian prices (in INR/MT)			As on 02 Mar 2020					
Ex-Mandi	HMS(80:20), Old Scrap	Delivered	23,100	22,900	23,300	+ 200	+ 500	+ 3,500
Ex-Durgapur	HMS(80:20)	Delivered	24,000	23,800	24,200	0	- 1,000	+ 2,500
Ex-Raipur	HMS(80:20)	Delivered	23,800	23,600	24,000	+ 100	- 200	+ 2,300
Ex-Raipur	End Cutting	Delivered	24,800	24,600	25,000	+ 100	- 200	+ 2,000
Ex-Ahmedabad	HMS(80:20)	Delivered	23,200	23,000	23,300	- 100	- 800	+ 700
Ex-Mumbai	HMS(80:20)	Delivered	23,500	23,300	23,600	- 200	+ 600	+ 2,200
Ex-Chennai	HMS(80:20)	Delivered	22,300	22,100	22,500	+ 200	- 200	+ 1,300
Ex-Hyderabad	HMS, Commercial Grade	Delivered	20,200	20,100	20,300	0	+ 200	+ 2,200

Prices last updated on: 2020-02-29 16:09:56,Daily Assessment , Basic Price GST @ 18% extra,

Pig Iron

Indian prices (in INR/MT)		As on 02 Mar 2020						
Ex-Ludhiana	Steel Grade	Ex-Works	28,400	28,300	28,500	- 100	- 1,900	+ 2,400
Ex-Durgapur	Steel Grade	Ex-Works	27,000	26,800	27,200	0	- 1,300	+ 3,300
Ex-Rourkela	Steel Grade	Ex-Works	27,500	27,500	27,600	0	NA	+ 4,400
Ex-Raigarh	Steel Grade	Ex-Works	28,000	28,000	28,200	- 100	- 800	+ 3,800
Ex-Raipur	Steel Grade	Ex-Works	28,000	28,000	28,200	- 100	- 1,300	+ 3,700
Ex-Hyderabad	Steel Grade	Ex-Works	28,200	28,000	28,300	0	NA	NA
Ex-Ludhiana	Foundry Grade	Ex-Works	29,900	29,800	30,000	- 100	- 1,200	+ 1,900

Prices last updated on: 2020-02-29 12:19:28,Indian pig iron price assessment frequency has been increased from weekly to daily basis.

Sponge Iron (C-DRI) -78-80 FeM (Recovery 85%)

Scrap - HMS, Mixed (Recovery 94%)

Pig Iron - Steel Grade, 0.5 -1.4% Silicon

Take Business Decisions on Facts not only on Guts !

SteelMint

Steeling is Basic

SteelMint

Steeling is Basic

NEWS

Latest news, analysis & trends from global steel market

PRICES

Prices of more than 200 steel & related commodities

TENDER

Live tenders from around the globe. Result tracking and more

PLANTBEE

Buy, Sell, Rent used plants & machinery

EVENTS

A place for knowledge, innovation & networking

STEELMINT APP

For reliable Steel industry intelligence and data

FOR TRIAL

Give A Missed Call on 07961730330

or SCAN QR CODE

or VISIT www.steelmint.com/mobile

Steel Industry Intelligence acknowledged by leaders

Indepth • Credible • Independent

Web: www.steelmint.com | Email: info@steelmint.com | Mob: +91 97700 56666

Ingot/Billet

REGION	PARTICULAR	INGOT			BILLET			REBAR		
		PRICE	CHANGE	M-O-M	PRICE	CHANGE	M-O-M	PRICE	CHANGE	M-O-M
Indian prices (in INR/MT) As on 29 Feb 2020										
North India	Ghaziabad	31,200	0	- 500	-	-	-	-	-	-
	Mandi Gobindgarh	32,000	+ 150	+ 200	32,300	+ 100	0	36,200	0	- 300
	Muzaffarnagar	30,800	+ 100	- 500	-	-	-	34,200	+ 200	- 500
East India	Durgapur	28,600	0	- 1,000	29,150	0	- 1,000	33,100	+ 100	- 900
	Rourkela	28,300	- 50	- 300	28,700	+ 50	- 300	33,100	+ 100	- 200
Central India	Raigarh	28,300	- 50	- 200	28,700	0	- 300	32,600	- 300	- 500
	Raipur	28,850	+ 50	- 50	29,250	+ 50	- 250	33,000	- 100	- 400
West India	Ahmedabad	29,950	- 750	- 1,450	30,200	- 600	- 1,600	36,000	- 700	- 1,200
	Jaipur	30,700	0	- 1,000	-	-	-	-	-	-
	Mumbai	30,300	- 300	- 1,000	30,600	- 400	- 900	35,100	- 400	- 400
South India	Chennai	30,200	0	- 500	31,000	0	- 200	35,100	+ 100	- 400
	Hyderabad	30,000	- 300	- 700	30,300	- 200	- 700	34,500	0	- 200
West India	Goa	-	-	-	-	-	-	35,500	- 100	- 300
South India	Bangalore	-	-	-	-	-	-	34,400	- 100	- 1,600

All prices are basic, GST @ 18% extra.

Rebar (Medium & Small Scale Producers)

PARTICULAR/DELIVERY	SIZE/GRADE	DELIVERY	PRICE	MIN	MAX	PRICE @ 18% GST	W-O-W	M-O-M	3M-O-M
Indian prices (in INR/MT) As on 02 Mar 2020									
Ex-Mandi Gobindgarh	12-25 MM	Ex-Works	36,200	36,000	36,400	42,700	0	- 300	+ 2,700
Ex-Muzaffarnagar	12-25 MM	Ex-Works	34,200	34,100	34,300	40,400	+ 200	- 500	+ 3,500
Ex-Durgapur	12-25 MM	Ex-Works	33,100	32,900	33,300	39,100	+ 100	- 900	+ 2,200
Ex-Rourkela	12-25 MM	Ex-Works	33,100	33,000	33,200	39,100	+ 100	- 200	+ 3,400
Ex-Raigarh	12-25 MM	Ex-Works	32,600	32,500	32,800	38,500	- 300	- 500	+ 3,100
Ex-Raipur	12-25 MM	Ex-Works	33,000	32,900	33,100	38,900	- 100	- 400	+ 3,600
Ex-Ahmedabad	12-25 MM	Ex-Works	36,000	35,700	36,100	42,500	- 700	- 1,200	+ 3,200
Ex-Goa	12-25 MM	Ex-Works	35,500	35,400	35,700	41,900	- 100	- 300	+ 3,900
Ex-Mumbai	12-25 MM	Ex-Works	35,100	34,900	35,200	41,400	- 400	- 400	+ 3,300
Ex-Bangalore	12-25 MM	Ex-Works	34,400	34,200	34,600	40,600	- 100	- 1,600	+ 2,400
Ex-Chennai	12-25 MM	Ex-Works	35,100	34,900	35,300	41,400	+ 100	- 400	+ 3,100
Ex-Hyderabad	12-25 MM	Ex-Works	34,500	34,300	34,600	40,700	0	- 200	+ 3,500

Prices last updated on: 2020-02-29 16:47:22,Daily Assessment, Grade-500 Fe, Basic Price GST @ 18% extra ,

Structure (Medium & Small Scale Producers)

REGION/ZONE	PARTICULAR	40 ANGLE	CHANGE	M-O-M	75 CHANNEL	CHANGE	M-O-M	200 BEAM	CHANGE	M-O-M
Indian prices (in INR/MT) As on 02 Mar 2020										
North India	Ghaziabad	-	-	-	-	-	-	36,300	0	- 900
East India	Durgapur	32,700	- 200	- 600	35,200	- 200	- 600	34,200	- 200	- 600
Central India	Raipur	-	-	-	32,200	0	- 600	33,400	0	- 1,200
West India	Ahmedabad	33,500	- 200	- 1,500	33,500	- 200	- 1,500	34,500	- 200	- 1,500
West India	Mumbai	36,100	- 200	- 800	36,900	- 200	- 800	37,300	- 200	- 800
South India	Hyderabad	35,000	0	- 500	34,600	0	- 500	-	-	-

Indian Structure price assessment frequency has been increased from weekly to daily basis, All prices are basic,Commercial Grade, Basic Price GST @ 18% extra

Ingot - 3.5"*4.5", Commercial Grade	Billet - 100*100, 125*125, S+P> 0.1 % ,	Re-bar - 12mm, Fe 500 Grade Structure - Commercial Grade, 40x40 Angle
-------------------------------------	---	--

Note:- W-O-W -> Week On Week, M-O-M -> Month On Month

Wire Rod

PARTICULAR	SIZE/GRADE	RAIPUR	CHANGE	W-O-W	DURGAPUR	CHANGE	W-O-W
Indian prices (in INR/MT)				As on date 29-Feb-2020			
Wire Rod	5.5 MM	32,500	0	0	32,400	0	- 200
Binding Wire	20 Gauge	39,000	0	- 300	41,400	0	- 100
HB Wire	12 Gauge	34,700	0	0	34,400	0	- 200
Barbed Wire	12*12 Gauge	41,800	0	- 400	44,600	0	- 200
GI Wire	12 Gauge	39,800	0	- 400	41,600	0	- 200
5.5-6.0MM		-	-	-	-	-	-

Weekly Assessment,Commercial Grade, Basic Price GST @ 18% extra

Finished Flat

REGION	PARTICULAR	HRC				CRC			
		PRICE	CHANGE	W-O-W	M-O-M	PRICE	CHANGE	W-O-W	M-O-M
Indian prices (in INR/MT)						As on 29 Feb 2020			
North India	Delhi	38,300	0	0	- 950	43,600	- 200	- 200	+ 100
North India	Ludhiana	38,000	0	0	- 1,500	43,500	0	0	- 250
East India	Kolkata	37,500	- 250	- 250	- 750	43,250	- 250	- 250	- 250
West India	Ahmedabad	39,250	- 500	- 500	- 1,000	45,100	- 150	- 150	- 150
West India	Mumbai	38,300	- 450	- 450	- 1,200	45,000	- 250	- 250	+ 250
South India	Chennai	39,500	- 100	- 100	- 500	45,250	- 500	- 500	- 250
South India	Hyderabad	40,750	- 500	- 500	- 250	44,500	- 500	- 500	- 500
All prices are basic, GST @ 18% extra.									

Ferro Alloys

PARTICULAR/DELIVERY	SIZE/GRADE	DELIVERY	PRICE	MIN	MAX	W-O-W	M-O-M	3M-O-M
SILICO MANGANESE	25-150 mm, 60-14	Ex-Durgapur	61,500	NA	NA	- 500	- 3,000	+ 3,000
	60-14	Ex-Raipur	61,250	61,000	61,500	0	- 4,875	+ 4,250
FERRO SILICON	HC 70%	Ex-Guwahati	90,000	NA	NA	0	+ 1,500	+ 23,000
FERRO MANGANESE	HC 70%	Ex-Durgapur	62,500	62,000	63,000	0	- 2,000	+ 2,500
FERRO CHROME	HC 60%	Ex-Jajpur	61,000	NA	NA	- 500	- 4,000	0
CHROME ORE	Friable 54%+	Ex-Odisha (OMC-eAuction)	8,335	NA	NA	- 2,613	- 2,613	- 3,454

Prices last updated on: 2020-02-28,OMC E-Auction Prices Including Royalty

FERRO CHROME	10-150mm, HC 60%, India	CNF China	ø62/lb	NA	NA	0	0	- 4
FERRO MANGANESE	HC 75%	FOB India	\$925	NA	NA	0	- 25	+ 55
SILICO MANGANESE	65-16	FOB India	\$970	NA	NA	- 10	- 20	+ 110

Prices last updated on: 2020-02-24,Weekly Assessment

Note:- W-O-W -> Week On Week, M-O-M -> Month On Month

Global Prices

China

COMMODITY	PARTICULAR	GRADE/SIZE	PRICE	CHANGE	W-O-W	M-O-M	3M-O-M
Export							
Billet	FOB China	125*125, BF Grade	\$398	0	- 29	- 83	- 95
TMT (Re-Bar)	FOB China	Commerical	\$442	0	+ 2	- 30	- 35
Wire Rod	FOB China	5.5mm	\$462	- 3	- 5	- 25	- 12.5
HRC	FOB China	2.5mm	\$480	+ 10	+ 10	- 23	+ 12
CRC	FOB China	0.90 mm	\$513	+ 3	+ 3	- 32	- 7

Import

Iron Ore	CNF China	Lumps Fe 64/63%, South Africa	\$102	0	- 5	- 2	+ 4
Iron Ore	CNF China	Fines Fe 62%, Australia	\$84	0	- 8	+ 1	- 5
Pellets	CNF China	6-20mm, BF Grade	\$122	- 2	- 2	- 8	+ 5
Coking Coal	CNF China	Premium HCC, Australia	\$172.5	+ 3.25	+ 3.25	+ 9.5	+ 27.5
Mill Scale	CNF China	70/68%	NA	NA	NA	NA	NA
FeCr	CNF China	HC 60%	ø62/lb	0	0	0	- 4
Mn Ore	CNF China	Mn 46% Lumps, Australia	\$5.1/dmtu	- 0.1	0	0	+ 0.8
Mn Ore	CNF China	Mn 38%, South Africa	\$4.4/dmtu	- 0.2	0	0	+ 0.95

CIS Nations

COMMODITY	PARTICULAR	GRADE/SIZE	PRICE	CHANGE	W-O-W	M-O-M	3M-O-M
Export							
Billet	FOB Black Sea	125*125, BF Grade	\$398	0	+ 5	+ 6.25	+ 2.5
Slabs	FOB Black Sea	Commercial	\$420	- 3	- 3	- 8	+ 37
Pig Iron	FOB Black Sea	Steel Grade	\$318	0	0	- 4	+ 13
TMT (Re-Bar)	FOB Black Sea	Commercial	\$432	0	+ 2	+ 12	+ 27
HRC	FOB Black Sea	2.5mm	\$470	0	0	- 13	+ 60
CRC	FOB Black Sea	0.90mm	\$540	0	0	- 5	+ 75

Japan/Korea

COMMODITY	PARTICULAR	GRADE/SIZE	PRICE	CHANGE	W-O-W	M-O-M	3M-O-M
Export							
HRC	FOB Korea	2.5mm	\$485	0	0	- 18	+ 30
Import							
FeCr	CNF Japan	HC 60%	ø66/lb	0	0	0	- 4

Note:- W-O-W -> Week On Week, M-O-M -> Month On Month, All prices are weekly assessment, Iron Ore are daily assessment

India

COMMODITY	PARTICULAR	GRADE/SIZE	PRICE	CHANGE	W-O-W	M-O-M	3M-O-M
-----------	------------	------------	-------	--------	-------	-------	--------

Export

Iron Ore	FOB India	Fines, Fe 58/57%	NA	NA	NA	NA	NA
Mill Scale	FOB India	70/68%	NA	NA	NA	NA	NA
Billet	FOB India	95*95mm	\$405	0	+ 3.33	- 17.5	- 6
Billet	FOB India	150*150mm	\$400	0	+ 3.33	- 17.5	- 6.5
Pig Iron	FOB India	Steel Grade	\$330	- 15	- 15	- 10	+ 20
HRC	FOB India	2.5mm	\$498	- 5	- 5	- 40	+ 28
CRC	FOB India	0.9mm	\$545	- 10	- 10	- 38	+ 37
SiMn	FOB India	60/14%	\$880	- 10	- 10	- 40	+ 100
FeMn	FOB India	HC 75%	\$925	0	0	- 25	+ 55
FeSi	FOB Bhutan	70-75%	\$1,300	0	0	+ 100	+ 320

Import

Iron Ore	CNF India	Lumps Fe 64%, South Africa	\$107.5	0	0	0	+ 17.5
Scrap	CNF India	HMS 1&2 ,Middle East	\$298	0	+ 8.25	+ 23	+ 26.75
Scrap	CNF India	Shredded, Europe	\$314	+ 6	+ 13.5	+ 16	+ 29.25
Coking Coal	CNF India	Premium HCC, Australia	\$173.8	+ 4.3	+ 4.3	+ 9.1	+ 26.55
Non-Coking Coal	CNF India	RB2 5500 NAR, South Africa	NA	NA	NA	NA	NA
Met Coke	CNF India	62%, China	NA	NA	NA	NA	NA
Pellets	CNF India	6-20mm, BF Grade	NA	NA	NA	NA	NA
Wire Rod	CNF India	5.5mm, China	\$470	0	+ 5	- 14	- 7
HRC	CNF India	2.5mm, China	\$505	+ 10	+ 10	- 23	+ 12
HRC	CNF India	2.5mm, Korea	\$503	- 2	- 2	- 30	+ 15
CRC	CNF India	0.90mm, China	\$538	+ 3	+ 3	- 32	- 7
HR Plate	CNF India	A 36	NA	NA	NA	NA	NA
Mn Ore	CNF India	Mn 38%, South Africa	\$4.4/dmtu	- 0.2	0	0	+ 0.95

Europe & US

COMMODITY	PARTICULAR	GRADE/SIZE	PRICE	CHANGE	W-O-W	M-O-M	3M-O-M
-----------	------------	------------	-------	--------	-------	-------	--------

Export

Pig Iron	FOB Brazil	Steel Grade	\$327	0	0	+ 9.5	+ 15
----------	------------	-------------	-------	---	---	-------	------

Import

Scrap	CFR Turkey	HMS (80:20), US	\$280	0	+ 1	+ 8	+ 3
HRC	CIF Europe	2.5mm	\$520	+ 10	+ 10	- 23	+ 12

Middle East & Africa

COMMODITY	PARTICULAR	GRADE/SIZE	PRICE	CHANGE	W-O-W	M-O-M	3M-O-M
-----------	------------	------------	-------	--------	-------	-------	--------

Export

Iron Ore	FoB South Africa	Lumps, Fe 64/63%	NA	NA	NA	NA	NA
Non Coking Coal	FoB South Africa	RB2 5500 NAR	NA	NA	NA	NA	NA

Import

Billet	CNF Dubai	125*125, China	NA	NA	NA	NA	NA
HRC	CNF Dubai	2.5mm, China	\$500	- 33	- 33	- 35	+ 45

Note:- W-O-W -> Week On Week, M-O-M -> Month On Month, All prices are weekly assessment, Iron Ore are daily assessment

Live Tenders						
Company	Type	Grade	Quantity	Expiry Date	Location	View
Billet						
RINL	Sell	Billet	20,000 MT	03 Mar, 2020	Vishakhapatnam, Andhra Pradesh, India	
Bloom						
SAIL	Sell	Bloom	2,267 MT	03 Mar, 2020	Haldia, West Bengal, India	
SAIL	Sell	Bloom	2,583 MT	06 Mar, 2020	Kolkata, West Bengal, India	
Coal						
RINL	Buy	Low Ash Coking Coal	4 MnT	30 Oct, 2020	Visakhapatnam, Andhra Pradesh, India	
RINL	Sell	Bloom	40,000 MT	03 Mar, 2020	Vishakhapatnam, Andhra Pradesh, India	
SAIL	Sell	Melting Scrap	973 MT	05 Mar, 2020	Dhanbad, Jharkhand, India	
JSMDC	Sell	ROM & Hand Picked	50,000 MT	03 Mar, 2020	Ranchi, Jharkhand, India	
WCL	Sell	Non Coking Coal	549,000 MT	03 Mar, 2020	Nagpur, Maharashtra, India	
CCL	Sell	Coal	3 MnT	05 Mar, 2020	Ranchi, Jharkhand, India	
Mahanadi Coalfields Limited (MCL)	Sell	Non Coking Coal	900,000 MT	03 Mar, 2020	Sambalpur, Odisha, India	
Mahanadi Coalfields Limited (MCL)	Sell	Coal	1 MnT	03 Mar, 2020	Sambalpur, Odisha, India	
Coke						
RINL	Sell	Nut Coke	10,600 MT	02 Mar, 2020	Vishakhapatnam, Andhra Pradesh, India	
Crc						
SAIL	Sell	CRC	313 MT	03 Mar, 2020	Kolkata, West Bengal, India	
Fines/lumps						
SAIL	Sell	Kiriburu Iron Ore Fines Size: [-10 mm] Fe:62% (Indicative)	200,000 MT	17 Mar, 2020	Kolkata, West Bengal, India	
SAIL	Sell	Meghahatuburu Iron Ore Fines Size: [-10 mm] Fe:62% (Indicati	300,000 MT	13 Mar, 2020	Kolkata, West Bengal, India	
SAIL	Sell	text	1 MT	17 Mar, 2020	Kolkata, West Bengal, India	
SAIL	Sell	Gua Iron Ore Fines (From old dump) Size: [-10 mm] Fe:60% (In	500,000 MT	25 Mar, 2020	Kolkata, West Bengal, India	
SAIL	Sell	Iron Ore Rajhara Mine	28,000 MT	16 Mar, 2020	Bhilai, Chattisgarh, India	
RINL	Buy	Iron ore fines	1 MnT	15 May, 2020	Vishakhapatnam, Andhra Pradesh, India	
MMTC	Buy	Iron ore fines	1 MT	31 Mar, 2020	Bhubaneswar, Odisha, India	
SAIL	Sell	Iron ore fines	28,000 MT	25 Mar, 2020	Bhilai, Chattisgarh, India	
SAIL	Sell	Fines	100,000 MT	19 Mar, 2020	Kolkata, West Bengal, India	
MSTC	Sell	Iron Ore	876,000 MT	04 Mar, 2020	Bangalore, Karnataka, India	
MSTC	Sell	Iron ore	275,000 MT	04 Mar, 2020	Bangalore, Karnataka, India	
SAIL	Sell	Barsua Iron Ore Fines	100,000 MT	20 Mar, 2020	Kolkata, West Bengal, India	
Galvanized						
SAIL	Sell	GC	126 MT	02 Mar, 2020	Kanpur, Uttar Pradesh, India	
Hrc						
RINL	Buy	Steel Straps	2,300 MT	07 Mar, 2020	Vishakhapatnam, Andhra Pradesh, India	
TATA Steel	Sell	HRC	546 MT	02 Mar, 2020	Faridabad, Haryana, India	
Melting Scrap						
NTPC	Sell	Melting Scrap	1,284 MT	10 Mar, 2020	Vishakhapatnam, Andhra Pradesh, India	
NTPC	Sell	Melting Scrap	350 MT	03 Mar, 2020	Durgapur, West Bengal, India	
View All						



Some of
our Precious
Clients

.....and we are trying harder

REPORTS

Daily Steel Report
Ironore Insight
Coal Review
Scrap Insight
Semi Finished And Finished
Long
Finished Flat
Ferro Alloys Insight

SERVICES

Steel Prices
Steel News
Archive Data
Tenders
Expert Comments

Market Tracker
Statistics
Logistics
Events
Plant & Machinery For sale
Global Steel Prices

SUBSCRIPTION/ TRIALS

www.steelmint.com
Ph: +919770056666
Email: info@steelmint.com

Bank Account Details
HDFC Bank, Raipur
Account Number - 01522560009922
IFSC Code - HDFC0000152

IDBI Bank, Raipur
Account Number - 0049102000048888
IFSC Code - IBKL0000851

OFFICES

SteelMint, Raipur
301, Jeevan Parisar
Rajeev Nagar, Raipur(C.G) - 492007
Telefax: +91-9770056666

SteelMint, Kolkata
Block A-11, 4th Floor,
FMC Fortuna Building,
234/ 3A AJC Bose Road
Kolkata -700020
Telefax: +91-7044070530

Disclaimer: SteelMint has taken due care and caution in compilation of content for its web site. Information is just for reference not intended for trading purpose or to address your particular requirement. The content includes facts, views, and opinions are of individuals and not that of the website or its management. We and our content licensors are not giving investment advice, tax advice, legal advice, or other professional advice. We and our content licensors do not guarantee or warrant the accuracy, completeness or timeliness of, or otherwise endorse these views, and opinions.

Users/Visitors have to make their own decisions based on their own independent enquiries, appraisals, judgement, wisdom and risks. SteelMint and its affiliates, or their employees, directors or agents shall not be liable or responsible for any loss or costs or any action whatsoever arising out of use or relying on the spot prices disseminated.

For details view [terms and condition](#).