

**TAKE  
BUSINESS  
DECISION  
ON FACTS  
NOT ONLY  
ON GUTS**



Dear All,

In response to contain the outbreak of COVID-19 pandemic, the union government has issued a nationwide 21 day lockdown w.e.f midnight of 24th March 2020. Following this decree, trade activities in iron and steel sector have impacted severely. Several state governments have suspended construction activities, auto companies have announced shutdown and most of the mills have stopped production.

SteelMint would like to keep our subscribers informed that price assessment of following commodities shall remain suspended until further notice:

- PELLEX- Raipur Pellet Index
- Odisha iron ore prices
- India domestic pellet prices
- India pellet export prices
- Domestic melting & ship breaking Scrap
- Domestic sponge iron & sponge pellet
- Domestic Pig iron
- Domestic Ingot/billet
- Domestic Rebar, wire rod, pipe and structures
- Export assessments of secondary mills (Sponge iron export offers to Bangladesh, Billet & wire rod export offers to Nepal)
- Domestic Indian flat steel prices (HRC, CRC, Plates, Galvanised, PPGI)
- India imported scrap prices
- FOB India and Ex-India assessments of: Silico Manganese, Ferro Manganese, Ferro Chrome, Ferro Silicon
- Manganese Ore & Chrome Ore assessments



We are keeping a close track on the market and will keep you updated with further developments.

Though, all the members of our team are working from home but we would like to assure you that the service delivery will be uninterrupted without compromising on the quality in these testing times.



## Turkey: Are Imported Scrap Prices Set for a Rebound on Tight Supplies?

In the last couple of days, offers for deep-sea cargoes of scrap to Turkey were seen to have been withdrawn by many global suppliers, following the prices crashing to almost 4-year low levels earlier in the week, as well as tightening of supply due to slow inflows of scrap into yards. This is an indication of a possible

rebound in global scrap prices shortly, while buyers are not finding offers easily. Many scrap exporting countries in Europe and North America having been heavily affected by covid-19, have reduced operations for scrap collections and the resultant diminishing stocks have led to scarcity of export offers glo

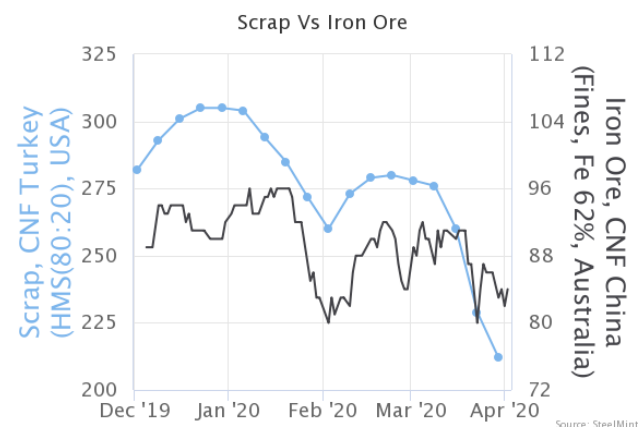
[Continued](#)

### Snap Shot - Global Prices (USD/MT)

COMMODITY	PARTICULAR	SIZE, GRADE	PRICE	CHANGE	M-O-M
Iron Ore Fines <sup>1</sup>	China Imports	Fines, Fe 61.5%	\$80	+ 2	- 8
Iron Ore Lumps <sup>1</sup>	Indian Imports	Lumps, Fe 64%	\$107.5	0	0
Pellets ( Brazil ) <sup>2</sup>	China Imports	6-20 mm, Fe 65%	\$124.5	0	+ 2.5
Pellets ( India ) <sup>2</sup>	China Imports	6-20 mm, Fe 63.5%	\$113	- 2.75	- 7
Coking <sup>2</sup>	Australia Exports	Premium HCC	\$147.5	- 9.75	- 12
Met Coke <sup>2</sup>	India Imports	Met Coke 64%	\$294	- 4.5	+ 4
Non Coking <sup>2</sup>	India Imports	RB2 (5500 NAR)	\$65	+ 4	- 3
Scrap <sup>2</sup>	India Imports	Shredded	\$242	0	- 67.5
Scrap <sup>2</sup>	Turkey Imports	HMS(80:20)	\$213	+ 2	- 65
Scrap <sup>2</sup>	Pakistan Imports	Shredded	\$235	0	- 73
Scrap <sup>2</sup>	Bangladesh Imports	Shredded	\$255	0	- 63
Scrap ( Ship Breaking ) <sup>2</sup>	India Imports	Containers	\$380	0	- 20
Billet <sup>2</sup>	India Exports	150*150, IS 2830	\$355	- 20.5	- 40
Billet <sup>2</sup>	China Exports	150*150, Q235	\$377	- 2.5	- 16
Billet <sup>2</sup>	Russia Exports	125*125, 3sp	\$340	- 5	- 53.5
Billet <sup>2</sup>	Iran Exports	130*130, 3 sp	\$325	- 26.5	- 65
Sponge Iron <sup>2</sup>	India Exports	Lumps, FeM 80	\$275	0	- 28
Pig Iron <sup>2</sup>	India Exports	Steel Grade	\$303	0	- 27
Pig Iron <sup>2</sup>	Russia Exports	Steel Grade	\$302	- 1	- 16
HRC <sup>2</sup>	China Exports	2.5 mm, ASTM A36	\$415	- 12	- 65
HRC <sup>2</sup>	India Exports	2.5 mm, IS 2062	\$411	- 9	- 72
HRC <sup>2</sup>	South Korea Exports	2.5 mm, ASTM A36	\$445	0	- 40
HRC ( China ) <sup>2</sup>	Vietnam Imports	2.5 mm, SAE 1006	\$425	- 3	- 48
CRC <sup>2</sup>	India Exports	0.9 mm, IS 513 Gr.O	\$495	0	- 33
CRC <sup>2</sup>	China Exports	0.90 mm, SPCC	\$474	- 11	- 34
HR Plate <sup>2</sup>	China Exports	5-10 mm, SS 400	\$455	- 10	- 11
GP <sup>2</sup>	China Exports	1 mm, Width 1,000-1,500 mm, thickness 0.5-2mm	\$525	- 10	- 33
Silico Manganese <sup>2</sup>	India Exports	65-16	\$945	0	- 25
Ferro Chrome <sup>2</sup>	China Import	10-150mm, HC 60%	ø62/lb	0	0
Manganese Ore <sup>2</sup>	India Imports	Lumps, Mn 37.5%	\$4.15/dmtu	+ 0.1	- 0.25
Ferro Manganese <sup>2</sup>	India Exports	HC 75%	\$905	0	- 20
Ferro Silicon <sup>2</sup>	Bhutan Exports	70%	\$1,300	0	0

1-Daily Assessment, 2-Weekly Assessment, 3-Monthly Assessment, W-O-W -> Week On Week, M-O-M -> Month On Month

- » South Korea: Japanese Scrap Export Offers Fall by JPY 1000/MT (USD 9)
- » SE Asia: Billet Import Offers Witness Marginal Drop
- » Indonesia Billet Trade: Imports Witness Nearly 6% M-o-M Drop
- » Turkey: Are Imported Scrap Prices Set for a Rebound on Tight Supplies?
- » China: Shagang Steel Cuts Scrap Purchase Price Further by USD 7





South Korea: Japanese Scrap Export Offers Fall by JPY 1000/MT (USD 9)

Imported scrap offers to South Korea from Japan have witnessed further fall on a weekly basis. This week Dongkuk Steel has received offers for Japanese H2 Grade scrap at around JPY 20,...

ON: 2020-04-03 By: Reena Category: Scrap



SE Asia: Billet Import Offers Witness Marginal Drop

For the consecutive week, the billet import offers in the SE Asian region witnessed a drop, as the intensity of the COVID-19 outbreak is getting strengthened across the region, with ev...

ON: 2020-04-03 By: Pranjal Markale Category: Semi Finished



Indonesia Billet Trade: Imports Witness Nearly 6% M-o-M Drop

Indonesia billet imports stood at 353,798 MT during Feb'20, to register an M-o-M drop of 5.9%. The same were recorded at 376,169 MT during Jan'20. The drop in imports was primarily due...

ON: 2020-04-03 By: Pranjal Markale Category: Semi Finished



Turkey: Are Imported Scrap Prices Set for a Rebound on Tight Supplies?

In the last couple of days, offers for deep-sea cargoes of scrap to Turkey were seen to have been withdrawn by many global suppliers, following the prices crashing to almost 4-year low...

ON: 2020-04-03 By: Akshay Category: Scrap



China: Shagang Steel Cuts Scrap Purchase Price Further by USD 7

Eastern China's largest private ferrous scrap consumer and EAF steelmaker-Shagang Jiangsu Steel group has further lowered its domestic price for scrap procurement. This is the third c...

ON: 2020-04-03 By: Reena Category: Scrap

[more news](#)

Indian Iron Ore Exports Surge Over Three Folds in FY'20 on Increased Chinese Buying

Apr 03, 2020 00:00

Indian iron ore exports in FY'20 was recorded at 25.14 MnT, according to data maintained with SteelMint. The exports witnessed rise of more than three folds as against 6.81 MnT in FY'19. Indian iron ore exports for the month of Mar'20 depicted 65% rise to 3.30 MnT against 1.20 MnT in Feb'20. Why did Indian Iron ore exports pick up in FY'20? Increased Chinese buying Indian iron ore exports to China for the year FY20 recorded at 22.51 MnT, up sharply by more than four folds as compared to 5.27 MnT in FY'19. Exports to non-Chinese market picked up 71% to 2.63 MnT as compare

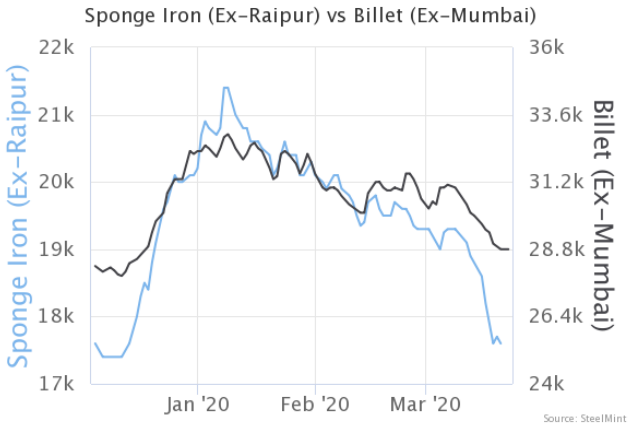
Continued



Snap Shot - Indian Domestic Prices (INR/MT)

COMMODITY	PARTICULAR	SIZE, GRADE	PRICE	CHANGE	M-O-M
Fines/lumps 2	Iron Ore Index	5-18 mm, Fe 63%	3,950	- 650	- 700
Fines/lumps 2	Iron Ore Index	-10 mm, Fe 63%	2,250	0	- 100
Iron Ore 3	NMDC	6-40 mm, Fe 65.5%	3,150	- 50	- 50
Iron Ore 3	NMDC	0 -5 mm, Fe 64%	2,860	- 50	- 50
Pellets 2	Raipur	6-20 mm, Fe 64/63%	6,300	0	- 400
Pellets 2	Bellary	6-20 mm, Fe 63%	6,700	- 150	- 525
Coal 2	Ex-India (East)	25-90MM, Met Coke	22,500	0	NA
Mill Scale 2	FoR-Kandla	Fines, Fe 70/68%	2,900	0	+ 150
Scrap 1	Ex-Mumbai	HMS(80:20)	22,500	0	- 1,000
Scrap 1	Ex-Alang	HMS(80:20)	22,600	0	- 900
Pig Iron 1	Ex-Cuttack	-	-	-	-
Pig Iron 1	Ex-Ludhiana, Foundry	Foundry Grade	30,400	0	0
Sponge Iron 1	Ex-Raipur	Mix, FeM 80%, +/-1	17,600	- 100	- 2,100
Sponge Pellet 1	Ex-Raipur	Lumps, FeM 80%, +/-1	16,750	- 150	- 2,000
Billet 1	Ex-Mumbai	100x100 mm, IS 2831	28,800	- 100	- 2,100
Billet 1	Ex-Raipur	100x100 mm, IS 2831	26,400	- 100	- 2,900
TMT (Re-Bar) Secondary mills 1	Ex-Mumbai	12-25 MM, IS 1786- 500 Fe	33,400	0	- 1,700
TMT (Re-Bar) Secondary mills 1	Ex-Delhi/NCR	12-25 MM, IS 1786- 500 Fe	32,900	+ 200	- 2,700
Structure 1	Ex-Mumbai	40*40 Angle, Commercial Grade	34,800	0	- 1,500
Wire Rod 1	Ex-Raipur	Wire Rod(5.5 MM)	29,300	0	- 3,200
HRC 2	Ex-Delhi	2.5 mm-8 mm, IS2062	38,200	0	- 100
HRC 2	Ex-Mumbai	2.5MM-8MM, IS2062	38,250	0	- 500
CRC 2	Ex-Delhi	0.90 mm, IS 513 Gr O	43,350	- 250	- 450
CRC 2	Ex-Mumbai	0.90 mm, IS 513 Gr O	44,500	0	- 750
HR Plate2	Ex-Mumbai	5-10 mm, IS2062	37,750	0	- 550
GP 2	Ex-Mumbai	0.8 mm, 120 GSM	48,800	0	- 950
Silico Manganese 2	Ex-Raipur	60-14	58,125	- 625	- 3,375
Ferro Manganese 2	Ex-Raipur	HC 70%	63,000	0	0
Ferro Chrome 2	Ex-Jajpur	HC 60%	58,000	0	- 3,000
Manganese Ore 2	Ex Balaghat, MOIL	MOIL, Lumps, Mn 37.5%, Fe 7.5%	11,011	0	+ 629
Chrome Ore 2	Ex-Odisha OMC, E-auction	Lumps, Friable 48-50%	7,346	0	0

\*Basic Price GST @ 18% extra
1-Daily Assessment, 2-Weekly Assessment, 3-Monthly Assessment, W-O-W -> Week On Week, M-O-M -> Month On Month

- » North India: Rajasthan Govt. Defers Electricity Bill Payment for Industrial Units
- » Indian HRC Export Prices Dip Further in Recent Deal to Vietnam
- » Indian Iron Ore Exports Surge Over Three Folds in FY'20 on Increased Chinese Buying
- » India: Karnataka Circular Specifies Integrated Steel Plants can Operate
- » India: Port Operations at Haldia Suspended





The Rajasthan government has deferred fixed demand charges (FDC) on electricity connections for industrial units till May 31st for Mar & Apr bills. However for a long time, the pro...

ON: 2020-04-03 By: Sagar Category: Finish Long

Indian HRC export prices to Vietnam have fallen further by USD 7 against beginning of this week. An Indian steel mill has booked around 20,000 MT HRC for export via traders to Vietnam ...

ON: 2020-04-03 By: Pratibha Bajaj Category: Finish Flat

Indian iron ore exports in FY'20 was recorded at 25.14 MnT, according to data maintained with SteelMint. The exports witnessed rise of more than three folds as against 6.81 MnT in FY'1...

ON: 2020-04-03 By: Monika Bajaj Category: Iron Ore

New Delhi -- Integrated steel plants along with a host of plants from other sectors have been categorised as 'continuous process industrial units' which are exempt from the nation-wide...

ON: 2020-04-03 By: Manish Vasdev Category: Semi Finished

Operations at Haldia port, West Bengal have been stopped after a worker at the port tested positive for coronavirus (COVID-19). It was reported that operations were suspended from toda...

ON: 2020-04-03 By: Lalita Category: Iron Ore

The nation-wide lockdown announced by Indian government has impacted the Indian GE producers. SteelMint has heard from its reliable sources that both the graphite electrodes manufactur...

ON: 2020-04-03 By: Aditi Tiwari Category: Graphite Electrode

[more news](#)



Iron Ore

PARTICULAR/DELIVERY	SIZE/GRADE	DELIVERY	PRICE	MIN	MAX	W-O-W	M-O-M	3M-O-M
Indian prices (in INR/MT)			As on Week 14 ( 30 Mar - 05 Apr )					
NMDC	6-40 mm, Fe 65.5%	F.O.R Siding	3,150	3,150	3,150	- 50	- 50	+ 550
NMDC	0 -5 mm, Fe 64%	F.O.R Siding	2,860	2,860	2,860	- 50	- 50	+ 500
Fines, Karnataka e-auction	0 -5 mm, Fe 60%	Ex-Mines	2,120	2,120	2,120	+ 180	+ 180	+ 190
Lumps, Karnataka e-auction	10-20mm, Fe 63%	Ex-Mines	3,470	3,470	3,470	+ 289	+ 289	+ 650
Odisha Iron Ore Index	5-18 mm, Fe 63%	Ex-mines	3,950	3,900	4,000	- 650	- 700	- 300
Odisha Iron Ore Index	-10 mm, Fe 63%	Ex-mines	2,250	2,200	2,300	0	- 100	0

Prices last updated on: 2020-03-17,Odisha index prices are ex-mines & inclusive of Royalty, DMF & NMET; NMDC Royalty, DMF & other taxes extra, Karnataka Prices in INR/MT, Royalty@15%

Global prices (in USD/MT)			As on 04 Apr 2020					
CNF China	Fines, Fe 61.5%, Australia	-	\$80	NA	NA	+ 2	- 8	- 7
CNF India	Lumps, Fe 64%, South Africa	-	\$107.5	\$105	\$110	0	0	+ 8.5

Prices last updated on: 2020-04-02 10:16:21,Prices on DMT basis (Daily Assessment) , India- Single Port Loading , FOB prices including demurrage , June to November: Moisture@ 10% , December to May: Moisture@ 8% , Or, actual moisture as per cargo certificate submitted by shipper to be adjusted

Pellets

Indian prices (in INR/MT)			As on Week 14 ( 30 Mar - 05 Apr )					
Ex-Barbil	6-20 mm, Fe 64/63%	FOR Siding	6,050	6,000	6,100	- 150	- 100	+ 100
Ex-Durgapur	6-20 mm, Fe 63%	Ex-Works	5,950	5,900	6,000	- 300	- 325	- 562
Ex-Raipur	6-20 mm, Fe 64/63%	Ex-Works	6,300	6,300	6,300	0	- 400	- 700
Ex-Bellary	6-20 mm, Fe 63%	Ex-Works	6,700	6,600	6,800	- 150	- 525	+ 238

Prices last updated on: 2020-03-20,Weekly Assessment, GST @ 5% extra., Barbil and Kandla - Prices Loaded to Wagons

Global prices (in USD/MT)			As on Week 14 ( 30 Mar - 05 Apr )					
CNF China	6-20 mm, Fe 63.5%, India	-	\$113	\$112	\$114	- 2.75	- 7	0
	6-20 mm, Fe 65%, Brazil	-	\$124.5	NA	NA	0	+ 2.5	+ 2.5
FOB India	6-20 mm, Fe 64%	-	\$102	\$101	\$103	- 3.25	- 8.5	+ 0.5

Prices last updated on: 2020-03-28,

Coal

Global prices (in USD/MT)			As on Week 14 ( 30 Mar - 05 Apr )					
FOB Australia	Premium HCC	-	\$147.5	NA	NA	- 9.75	- 12	+ 6.5

Prices last updated on: ,

Scrap

Indian prices (in INR/MT)			As on 04 Apr 2020					
Ex-Alang	HMS(80:20)	Ex-Yard	22,600	22,500	22,700	0	- 900	- 800
Ex-Mumbai	HMS(80:20)	Delivered	22,500	22,400	22,700	0	- 1,000	- 100
Ex-Chennai	HMS(80:20)	Delivered (Including local freight around INR 500/MT)	21,800	21,700	22,000	0	+ 100	- 500
Ex-Alang	HMS(80:20), Ship Breaking	Ex-Yard	22,000	21,900	22,100	- 600	- 1,800	- 1,600

Prices last updated on: 2020-03-23 10:25:21,Daily Assessment , Basic Price GST @ 18% extra,

Global prices (in USD/MT)			As on Week 14 ( 30 Mar - 05 Apr )					
CNF India	Shredded, Europe	-	\$242	\$240	\$245	0	- 67.5	- 77.25
CNF Turkey	HMS(80:20), USA	-	\$213	\$210	\$215	+ 2	- 65	- 91

Prices last updated on: 2020-04-03,Weekly Assessment

Note:- W-O-W -> Week On Week, M-O-M -> Month On Month

## Sponge

REGION	PARTICULAR	SPONGE IRON (C-DRI)				PELLET SPONGE (P-DRI)			
		PRICE	CHANGE	W-O-W	M-O-M	PRICE	CHANGE	W-O-W	M-O-M
Indian prices (in INR/MT)						As on 03 Apr 2020			
East India	Durgapur	17,300	- 150	- 1,000	- 2,250	16,400	- 150	- 1,000	- 2,250
East India	Rourkela	16,400	- 200	- 650	- 2,200	-	-	-	-
Central India	Raigarh	16,800	- 100	- 950	- 2,300	15,800	- 100	- 950	- 2,350
Central India	Raipur	17,600	- 100	- 1,200	- 2,100	16,750	- 150	- 1,150	- 2,000
South India	Bellary	16,450	- 50	- 950	- 1,950	16,100	0	- 1,100	- 2,300
South India	Hyderabad	-	-	-	-	16,800	0	- 1,000	- 2,200

All prices are basic, GST extra.

## Scrap

PARTICULAR/DELIVERY	SIZE/GRADE	DELIVERY	PRICE	MIN	MAX	W-O-W	M-O-M	3M-O-M
Indian prices (in INR/MT)			As on 04 Apr 2020					
Ex-Mandi	HMS(80:20), Old Scrap	Delivered	20,600	20,400	20,800	- 200	- 2,000	- 1,900
Ex-Durgapur	HMS(80:20)	Delivered	22,000	21,800	22,200	0	- 2,300	- 1,400
Ex-Raipur	HMS(80:20)	Delivered	22,000	21,800	22,200	0	- 2,000	- 700
Ex-Raipur	End Cutting	Delivered	23,000	22,800	23,200	0	- 2,000	- 1,000
Ex-Ahmedabad	HMS(80:20)	Delivered	22,000	21,800	22,200	- 100	- 1,000	- 1,900
Ex-Mumbai	HMS(80:20)	Delivered	22,500	22,400	22,700	0	- 1,000	- 100
Ex-Chennai	HMS(80:20)	Delivered	21,800	21,700	22,000	0	+ 100	- 500
Ex-Hyderabad	HMS, Commercial Grade	Delivered	18,500	18,400	18,600	0	- 1,700	- 500

Prices last updated on: 2020-03-21 16:04:36, Daily Assessment, Basic Price GST @ 18% extra,

## Pig Iron

Indian prices (in INR/MT)			As on 04 Apr 2020					
Ex-Ludhiana	Steel Grade	Ex-Works	28,400	28,300	28,500	0	- 900	- 200
Ex-Durgapur	Steel Grade	Ex-Works	24,600	24,400	24,800	- 200	- 2,900	- 1,800
Ex-Raigarh	Steel Grade	Ex-Works	25,600	25,500	25,700	0	- 2,600	- 800
Ex-Raipur	Steel Grade	Ex-Works	26,300	26,200	26,500	- 200	- 1,900	+ 500
Ex-Hyderabad	Steel Grade	Ex-Works	26,500	26,400	26,600	0	- 2,000	NA
Ex-Ludhiana	Foundry Grade	Ex-Works	30,400	30,300	30,500	0	0	- 600

Prices last updated on: 2020-03-21 13:34:39, Indian pig iron price assessment frequency has been increased from weekly to daily basis.

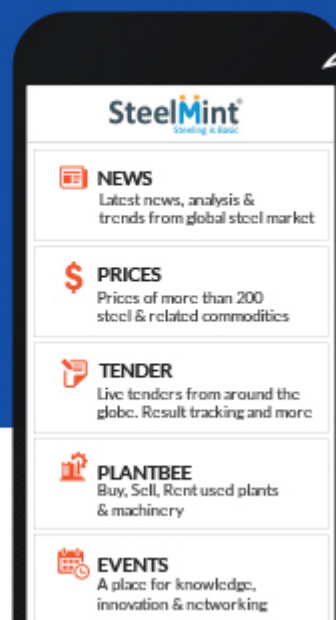
**Sponge Iron (C-DRI) -78-80 FeM (Recovery 85%)**

**Scrap - HMS, Mixed (Recovery 94%)**

**Pig Iron - Steel Grade, 0.5 -1.4% Silicon**

Take Business  
Decisions on  
Facts not only  
on Guts !

**SteelMint**  
Steeling is Basic



**STEELMINT APP**

For reliable Steel industry intelligence and data

FOR TRIAL

Give A Missed Call on  
07961730330

or  
SCAN  
QR CODE

TO DOWNLOAD



or  
VISIT  
www.steelmint.com/mobile

Steel Industry Intelligence acknowledged by leaders

**Indepth • Credible • Independent**

Web: www.steelmint.com | Email: info@steelmint.com | Mob: +91 97700 56666



Ingot/Billet

REGION	PARTICULAR	INGOT			BILLET			REBAR		
		PRICE	CHANGE	M-O-M	PRICE	CHANGE	M-O-M	PRICE	CHANGE	M-O-M
Indian prices (in INR/MT)					As on 03 Apr 2020					
North India	Ghaziabad	28,700	0	- 2,500	-	-	-	-	-	-
	Mandi Gobindgarh	29,650	- 150	- 2,050	29,800	- 200	- 2,200	34,300	- 100	- 1,800
	Muzaffarnagar	28,300	- 100	- 2,600	-	-	-	31,500	- 100	- 2,700
East India	Durgapur	26,150	- 250	- 2,450	26,600	- 200	- 2,600	30,600	0	- 2,500
	Rourkela	25,750	- 250	- 2,550	26,100	- 100	- 2,600	30,900	0	- 2,100
Central India	Raigarh	25,700	- 100	- 2,550	26,000	- 100	- 2,750	30,400	- 100	- 2,600
	Raipur	26,000	- 150	- 2,900	26,400	- 100	- 2,900	30,800	- 100	- 2,300
West India	Ahmedabad	27,900	- 100	- 3,100	28,400	- 200	- 2,800	34,300	0	- 2,300
	Jaipur	28,300	- 100	- 2,450	-	-	-	-	-	-
	Mumbai	28,300	- 100	- 2,200	28,800	- 100	- 2,100	33,400	0	- 1,700
South India	Chennai	29,200	0	- 900	30,000	0	- 600	34,800	+ 100	0
	Hyderabad	27,800	0	- 2,700	28,000	0	- 2,800	32,500	0	- 2,500
West India	Goa	-	-	-	-	-	-	34,100	0	- 1,100
South India	Bangalore	-	-	-	-	-	-	33,600	0	- 1,000

All prices are basic, GST @ 18% extra.

Rebar (Medium & Small Scale Producers)

PARTICULAR/DELIVERY	SIZE/GRADE	DELIVERY	PRICE	MIN	MAX	PRICE @ 18% GST	W-O-W	M-O-M	3M-O-M
Indian prices (in INR/MT)			As on 04 Apr 2020						
Ex-Mandi Gobindgarh	12-25 MM	Ex-Works	34,300	34,100	34,500	40,500	- 100	- 1,800	- 1,600
Ex-Muzaffarnagar	12-25 MM	Ex-Works	31,500	31,400	31,600	37,200	- 100	- 2,700	- 1,900
Ex-Durgapur	12-25 MM	Ex-Works	30,600	30,400	30,800	36,100	0	- 2,500	- 2,800
Ex-Rourkela	12-25 MM	Ex-Works	30,900	30,800	31,000	36,500	0	- 2,100	- 2,100
Ex-Raigarh	12-25 MM	Ex-Works	30,400	30,300	30,500	35,900	- 100	- 2,600	- 2,600
Ex-Raipur	12-25 MM	Ex-Works	30,800	30,700	31,000	36,300	- 100	- 2,300	- 1,800
Ex-Ahmedabad	12-25 MM	Ex-Works	34,300	34,100	34,500	40,500	0	- 2,300	- 2,400
Ex-Goa	12-25 MM	Ex-Works	34,100	34,000	34,300	40,200	0	- 1,100	- 2,000
Ex-Mumbai	12-25 MM	Ex-Works	33,400	33,200	33,600	39,400	0	- 1,700	- 1,200
Ex-Bangalore	12-25 MM	Ex-Works	33,600	33,400	33,800	39,600	0	- 1,000	- 1,800
Ex-Chennai	12-25 MM	Ex-Works	34,800	34,700	35,100	41,100	+ 100	0	+ 100
Ex-Hyderabad	12-25 MM	Ex-Works	32,500	32,400	32,600	38,400	0	- 2,500	- 1,400

Prices last updated on: 2020-03-21 16:03:11,Daily Assessment, Grade-500 Fe, Basic Price GST @ 18% extra ,

Structure (Medium & Small Scale Producers)

REGION/ZONE	PARTICULAR	40 ANGLE	CHANGE	M-O-M	75 CHANNEL	CHANGE	M-O-M	200 BEAM	CHANGE	M-O-M
Indian prices (in INR/MT)		As on 04 Apr 2020								
North India	Ghaziabad	-	-	-	-	-	-	34,900	0	- 1,600
East India	Durgapur	31,400	0	- 1,200	33,900	0	- 1,200	32,900	0	- 1,200
Central India	Raipur	-	-	-	30,200	- 200	- 2,100	30,900	+ 300	- 2,400
West India	Ahmedabad	32,000	0	- 1,900	32,000	0	- 1,900	33,000	0	- 1,900
West India	Mumbai	34,800	0	- 1,500	35,600	0	- 1,500	36,000	0	- 1,500
South India	Hyderabad	33,100	0	- 2,100	32,700	0	- 2,100	-	-	-

Indian Structure price assessment frequency has been increased from weekly to daily basis, All prices are basic,Commercial Grade, Basic Price GST @ 18% extra

Ingot - 3.5"*4.5", Commercial Grade	Billet - 100*100, 125*125, S+P> 0.1 % ,	Re-bar - 12mm, Fe 500 Grade Structure - Commercial Grade, 40x40 Angle
-------------------------------------	---	--

Note:- W-O-W -> Week On Week, M-O-M -> Month On Month

Wire Rod

PARTICULAR	SIZE/GRADE	RAIPUR	CHANGE	W-O-W	DURGAPUR	CHANGE	W-O-W
Indian prices (in INR/MT)				As on date 03-Apr-2020			
Wire Rod	5.5 MM	29,300	0	- 1,400	29,700	0	- 800
HB Wire	12 Gauge	31,500	0	- 1,400	31,700	0	- 800
Binding Wire	20 Gauge	37,000	0	- 1,000	38,700	0	- 800
GI Wire	12 Gauge	38,000	0	- 1,000	39,300	0	- 1,200
Barbed Wire	12*12 Gauge	40,000	0	- 1,000	42,300	0	- 1,200

Weekly Assessment,Commercial Grade, Basic Price GST @ 18% extra

Finished Flat

REGION	PARTICULAR	HRC				CRC			
		PRICE	CHANGE	W-O-W	M-O-M	PRICE	CHANGE	W-O-W	M-O-M
Indian prices (in INR/MT)						As on 03 Apr 2020			
North India	Delhi	38,200	0	0	- 100	43,350	- 250	- 250	- 450
North India	Ludhiana	37,750	0	0	- 250	43,250	- 250	- 250	- 250
East India	Kolkata	36,750	0	0	- 1,000	41,750	- 750	- 750	- 1,750
West India	Ahmedabad	39,100	- 150	- 150	- 650	45,100	0	0	- 150
West India	Mumbai	38,250	0	0	- 500	44,500	0	0	- 750
South India	Chennai	39,250	- 250	- 250	- 350	44,500	- 750	- 750	- 1,250
South India	Hyderabad	39,500	- 750	- 750	- 1,750	44,000	0	0	- 1,000

All prices are basic, GST @ 18% extra.

Ferro Alloys

PARTICULAR/DELIVERY	SIZE/GRADE	DELIVERY	PRICE	MIN	MAX	W-O-W	M-O-M	3M-O-M
SILICO MANGANESE	25-150 mm, 60-14	Ex-Durgapur	59,000	NA	NA	- 250	- 2,833	- 6,500
	60-14	Ex-Raipur	58,125	58,000	58,250	- 625	- 3,375	- 7,375
FERRO SILICON	HC 70%	Ex-Guwahati	87,000	NA	NA	0	- 3,000	+ 11,500
FERRO MANGANESE	HC 70%	Ex-Durgapur	62,000	NA	NA	0	- 500	0
FERRO CHROME	HC 60%	Ex-Jajpur	58,000	NA	NA	0	- 3,000	- 1,000
CHROME ORE	Friable 54%+	Ex-Odisha (OMC-eAuction)	8,335	NA	NA	0	0	- 2,889

Prices last updated on: 2020-03-27,OMC E-Auction Prices Including Royalty

FERRO CHROME	10-150mm, HC 60%, India	CNF China	ø62/lb	NA	NA	0	0	+ 1
FERRO MANGANESE	HC 75%	FOB India	\$905	NA	NA	0	- 20	- 35
SILICO MANGANESE	65-16	FOB India	\$945	\$940	\$950	0	- 25	- 15

Prices last updated on: 2020-03-23,Weekly Assessment

Note:- W-O-W -> Week On Week, M-O-M -> Month On Month

Global Prices

China

COMMODITY	PARTICULAR	GRADE/SIZE	PRICE	CHANGE	W-O-W	M-O-M	3M-O-M
Export							
Billet	FOB China	125*125, BF Grade	\$377	- 2.5	- 2.5	- 16	- 99.5
TMT (Re-Bar)	FOB China	Commerical	\$445	0	0	+ 2	- 19
Wire Rod	FOB China	5.5mm	\$452	0	0	- 10	- 22.5
HRC	FOB China	2.5mm	\$415	- 12	- 12	- 65	- 80
CRC	FOB China	0.90 mm	\$474	- 11	- 11	- 34	- 59

Import

Iron Ore	CNF China	Lumps Fe 64/63%, South Africa	\$105	0	0	- 4	+ 2
Iron Ore	CNF China	Fines Fe 62%, Australia	\$84	+ 2	- 2	- 8	- 9
Pellets	CNF China	6-20mm, BF Grade	\$124.5	0	0	+ 2.5	+ 2.5
Coking Coal	CNF China	Premium HCC, Australia	\$156.5	- 11.88	- 11.88	- 15	+ 3.5
Mill Scale	CNF China	70/68%	NA	NA	NA	NA	NA
FeCr	CNF China	HC 60%	ø62/lb	0	0	0	+ 1
Mn Ore	CNF China	Mn 46% Lumps, Australia	\$4.7/dmtu	0	0	0	0
Mn Ore	CNF China	Mn 38%, South Africa	\$4.15/dmtu	+ 0.1	0	0	0

CIS Nations

COMMODITY	PARTICULAR	GRADE/SIZE	PRICE	CHANGE	W-O-W	M-O-M	3M-O-M
Export							
Billet	FOB Black Sea	125*125, BF Grade	\$340	- 5	- 5	- 53.5	- 70
Slabs	FOB Black Sea	Commercial	\$335	- 49	- 49	- 80	- 70
Pig Iron	FOB Black Sea	Steel Grade	\$302	- 1	- 8	- 16	- 15.5
TMT (Re-Bar)	FOB Black Sea	Commercial	\$375	- 35	- 35	- 47	- 65
HRC	FOB Black Sea	2.5mm	\$420	- 20	- 20	- 50	- 45
CRC	FOB Black Sea	0.90mm	\$505	- 20	- 20	- 35	- 10

Japan/Korea

COMMODITY	PARTICULAR	GRADE/SIZE	PRICE	CHANGE	W-O-W	M-O-M	3M-O-M
Export							
HRC	FOB Korea	2.5mm	\$445	0	0	- 40	- 58
Import							
FeCr	CNF Japan	HC 60%	ø66/lb	0	0	0	+ 1

Note:- W-O-W -> Week On Week, M-O-M -> Month On Month, All prices are weekly assessment, Iron Ore are daily assessment



India

COMMODITY	PARTICULAR	GRADE/SIZE	PRICE	CHANGE	W-O-W	M-O-M	3M-O-M
-----------	------------	------------	-------	--------	-------	-------	--------

Export

Iron Ore	FOB India	Fines, Fe 58/57%	NA	NA	NA	NA	NA
Mill Scale	FOB India	70/68%	NA	NA	NA	NA	NA
Billet	FOB India	95*95mm	\$360	- 20.5	- 20.5	- 40	- 68
Billet	FOB India	150*150mm	\$355	- 20.5	- 20.5	- 40	- 68
Pig Iron	FOB India	Steel Grade	\$303	0	- 17	- 27	- 47
HRC	FOB India	2.5mm	\$411	- 9	- 9	- 72	- 114
CRC	FOB India	0.9mm	\$495	0	0	- 33	- 40
SiMn	FOB India	60/14%	\$840	0	0	- 40	- 30
FeMn	FOB India	HC 75%	\$905	0	0	- 20	- 35
FeSi	FOB Bhutan	70-75%	\$1,300	0	0	0	+ 240

Import

Iron Ore	CNF India	Lumps Fe 64%, South Africa	\$107.5	0	0	0	+ 8.5
Scrap	CNF India	HMS 1&2 ,Middle East	NA	NA	NA	NA	NA
Scrap	CNF India	Shredded, Europe	\$242	0	0	- 67.5	- 77.25
Coking Coal	CNF India	Premium HCC, Australia	\$156.85	- 9.23	- 9.23	- 14.05	+ 2.45
Non-Coking Coal	CNF India	RB2 5500 NAR, South Africa	NA	NA	NA	NA	NA
Met Coke	CNF India	62%, China	NA	NA	NA	NA	NA
Pellets	CNF India	6-20mm, BF Grade	NA	NA	NA	NA	NA
Wire Rod	CNF India	5.5mm, China	\$450	0	0	- 20	- 34
HRC	CNF India	2.5mm, China	\$440	- 13	- 13	- 65	- 80
HRC	CNF India	2.5mm, Korea	\$503	0	0	0	- 30
CRC	CNF India	0.90mm, China	\$500	- 10	- 10	- 33	- 53
HR Plate	CNF India	A 36	NA	NA	NA	NA	NA
Mn Ore	CNF India	Mn 38%, South Africa	\$4.15/dmtu	+ 0.1	0	0	0

Europe & US

COMMODITY	PARTICULAR	GRADE/SIZE	PRICE	CHANGE	W-O-W	M-O-M	3M-O-M
-----------	------------	------------	-------	--------	-------	-------	--------

Export

Pig Iron	FOB Brazil	Steel Grade	\$317	0	0	- 10	+ 3
----------	------------	-------------	-------	---	---	------	-----

Import

Scrap	CFR Turkey	HMS (80:20), US	\$213	+ 2	- 15.5	- 65	- 91
HRC	CIF Europe	2.5mm	\$455	- 13	- 13	- 65	- 80

Middle East & Africa

COMMODITY	PARTICULAR	GRADE/SIZE	PRICE	CHANGE	W-O-W	M-O-M	3M-O-M
-----------	------------	------------	-------	--------	-------	-------	--------

Export

Iron Ore	FoB South Africa	Lumps, Fe 64/63%	NA	NA	NA	NA	NA
Non Coking Coal	FoB South Africa	RB2 5500 NAR	NA	NA	NA	NA	NA

Import

Billet	CNF Dubai	125*125, China	NA	NA	NA	NA	NA
HRC	CNF Dubai	2.5mm, China	\$415	- 63	- 63	- 85	- 90

Note:- W-O-W -> Week On Week, M-O-M -> Month On Month, All prices are weekly assessment, Iron Ore are daily assessment

DAILY STEEL REPORT  
Issue 2851, Saturday, 04 Apr 2020



Live Tenders						
Company	Type	Grade	Quantity	Expiry Date	Location	View
Anthracite						
<a href="#">KIOCL</a>	Buy	Anthracite Coal	25,000 MT	10 Apr, 2020	 Bangalore, Karnataka, India	
Billet						
<a href="#">SAIL</a>	Sell	CC Billet	18,900 MT	04 Apr, 2020	 New Delhi, Delhi, India	
Bloom						
<a href="#">SAIL</a>	Sell	Bloom	2,000 MT	04 Apr, 2020	 Burnpur, West Bengal, India	
Coal						
<a href="#">RINL</a>	Buy	Low Ash Coking Coal	4 MnT	30 Oct, 2020	 Visakhapatnam, Andhra Pradesh, India	
Fines/lumps						
<a href="#">SAIL</a>	Sell	Kiriburu Iron Ore Fines Size: [-10 mm] Fe:62% (Indicative)	200,000 MT	29 Apr, 2020	 Kolkata, West Bengal, India	
<a href="#">SAIL</a>	Sell	Meghahatuburu Iron Ore Fines Size: [-10 mm] Fe:62% (Indicati	300,000 MT	28 Apr, 2020	 Kolkata, West Bengal, India	
<a href="#">SAIL</a>	Sell	Gua Iron Ore Fines (From old dump) Size: [-10 mm] Fe:60% (In	500,000 MT	27 Apr, 2020	 Kolkata, West Bengal, India	
<a href="#">SAIL</a>	Sell	Iron Ore Rajhara Mine	28,000 MT	20 Apr, 2020	 Bhilai, Chattisgarh, India	
<a href="#">RINL</a>	Buy	Iron ore	100,000 MT	29 Apr, 2020	 Visakhapatnam, Andhra Pradesh, India	
<a href="#">RINL</a>	Buy	Iron ore fines	1 MnT	15 May, 2020	 Vishakhapatnam, Andhra Pradesh, India	
<a href="#">SAIL</a>	Sell	Dalli Iron ore fines	28,000 MT	08 Apr, 2020	 Bhilai, Chattisgarh, India	
<a href="#">SAIL</a>	Sell	Bolani Ores Mines Iron Ore Fines	100,000 MT	30 Apr, 2020	 Kolkata, West Bengal, India	
<a href="#">SAIL</a>	Sell	Barsua - Iron Ore Fines	40,000 MT	29 Apr, 2020	 Kolkata, West Bengal, India	
Melting Scrap						
<a href="#">NTPC</a>	Sell	Melting Scrap	415 MT	15 Apr, 2020	 Begusarai, Bihar, India	
<a href="#">MSTC</a>	Sell	Melting Scrap	22,500 MT	21 Apr, 2020	 Mumbai, Maharashtra, India	
Non Coking						
<a href="#">SECL</a>	Sell	Non Coking Coal	977,394 MT	20 Apr, 2020	 Bilaspur, Chattisgarh, India	
<a href="#">SECL</a>	Sell	Non Coking Coal	38,000 MT	20 Apr, 2020	 Bilaspur, Chattisgarh, India	

[View All](#)



Some of  
our Precious  
Clients

.....and we are trying harder

REPORTS

- Daily Steel Report
- Ironore Insight
- Coal Review
- Scrap Insight
- Semi Finished And Finished Long
- Finished Flat
- Ferro Alloys Insight

SERVICES

- Steel Prices
- Steel News
- Archive Data
- Tenders
- Expert Comments

- Market Tracker
- Statistics
- Logistics
- Events
- Plant & Machinery For sale
- Global Steel Prices

SUBSCRIPTION/ TRIALS

www.steelmint.com  
Ph: +919770056666  
Email: info@steelmint.com

Bank Account Details  
HDFC Bank, Raipur  
Account Number - 01522560009922  
IFSC Code - HDFC0000152

IDBI Bank, Raipur  
Account Number - 0049102000048888  
IFSC Code - IBKL0000851

OFFICES

SteelMint, Raipur  
301, Jeevan Parisar  
Rajeev Nagar, Raipur(C.G) - 492007  
Telefax: +91-9770056666

SteelMint, Kolkata  
Block A-11, 4th Floor,  
FMC Fortuna Building,  
234/ 3A AJC Bose Road  
Kolkata -700020  
Telefax: +91-7044070530

**Disclaimer:** SteelMint has taken due care and caution in compilation of content for its web site. Information is just for reference not intended for trading purpose or to address your particular requirement. The content includes facts, views, and opinions are of individuals and not that of the website or its management. We and our content licensors are not giving investment advice, tax advice, legal advice, or other professional advice. We and our content licensors do not guarantee or warrant the accuracy, completeness or timeliness of, or otherwise endorse these views, and opinions.

Users/Visitors have to make their own decisions based on their own independent enquiries, appraisals, judgement, wisdom and risks. SteelMint and its affiliates, or their employees, directors or agents shall not be liable or responsible for any loss or costs or any action whatsoever arising out of use or relying on the spot prices disseminated.

For details view [terms and condition](#).