

TAKE
BUSINESS
DECISION
ON FACTS
NOT ONLY
ON GUTS



Pakistan Resumes Bulk Scrap Imports After a Gap of Over 2 Years

Pakistan's Imported scrap market has further strengthened, on the news of the latest bulk cargo booking which comes after a gap of over 2 years. In a recent booking, Mughal Steel, a prominent Pakistani Steel Manufacturer based in Punjab region, has been negotiating a bulk vessel of 30,000 MT of shredded scrap

in entirety, from a USA based yard. Although price of booking could not be confirmed till the time of publishing this report, sources claim the deal was concluded at USD 306/MT CFR Qasim. The shipment is likely for Mar '20. Prior to this, the last bulk scrap cargo which concluded to Pakistan was way back

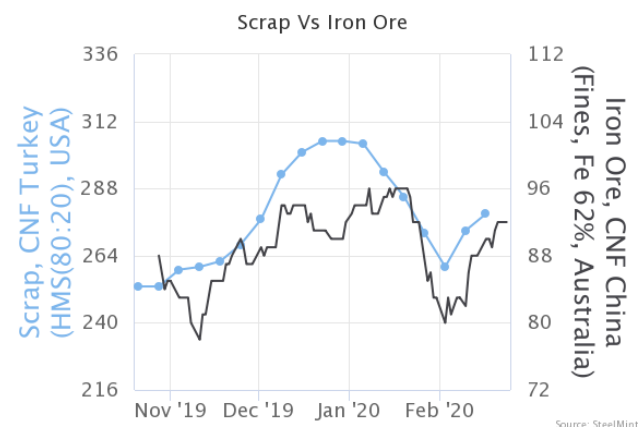
[Continued](#)

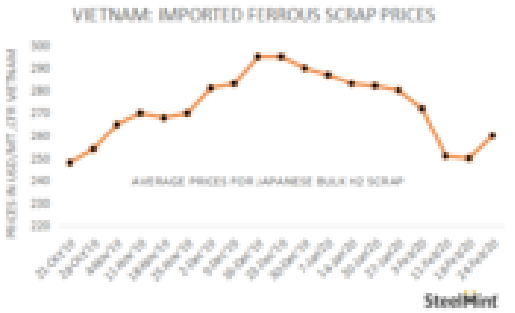
Snap Shot - Global Prices (USD/MT)

COMMODITY	PARTICULAR	SIZE, GRADE	PRICE	CHANGE	M-O-M
Iron Ore Fines ¹	China Imports	Fines, Fe 61.5%	\$86	0	0
Iron Ore Lumps ¹	Indian Imports	Lumps, Fe 64%	\$107.5	0	0
Pellets (Brazil) ²	China Imports	6-20 mm, Fe 65%	\$122	- 4	- 8
Pellets (India) ²	China Imports	6-20 mm, Fe 63.5%	\$118.5	- 1	- 5.5
Coking ²	Australia Exports	Premium HCC	\$158.25	+ 4.75	+ 5.75
Met Coke ²	India Imports	Met Coke 64%	\$295	0	+ 14
Non Coking ²	India Imports	RB2 (5500 NAR)	\$74	- 3	- 8
Scrap ²	India Imports	Shredded	\$308	+ 10	+ 4.67
Scrap ²	Turkey Imports	HMS(80:20)	\$280	0	- 5
Scrap ²	Pakistan Imports	Shredded	\$308	+ 5	+ 11.33
Scrap ²	Bangladesh Imports	Shredded	\$320	0	+ 7.67
Scrap (Ship Breaking) ²	India Imports	Containers	\$400	0	- 10
Billet ²	India Exports	150*150, IS 2830	\$400	+ 5	- 20
Billet ²	China Exports	150*150, Q235	\$398	- 13	- 83
Billet ²	Russia Exports	125*125, 3sp	\$393	0	- 8.5
Billet ²	Iran Exports	130*130, 3 sp	\$388	0	- 8.5
Sponge Iron ²	India Exports	Lumps, FeM 80	\$303	0	- 14
Pig Iron ²	India Exports	Steel Grade	\$345	+ 5	0
Pig Iron ²	Russia Exports	Steel Grade	\$318	0	- 4
HRC ²	China Exports	2.5 mm, ASTM A36	\$470	- 15	- 33
HRC ²	India Exports	2.5 mm, IS 2062	\$503	- 7	- 35
HRC ²	South Korea Exports	2.5 mm, ASTM A36	\$485	0	- 18
HRC (China) ²	Vietnam Imports	2.5 mm, SAE 1006	\$475	0	- 48
CRC ²	India Exports	0.9 mm, IS 513 Gr.O	\$555	- 28	- 28
CRC ²	China Exports	0.90 mm, SPCC	\$510	- 13	- 35
HR Plate ²	China Exports	5-10 mm, SS 400	\$458	- 5	- 37
GP ²	China Exports	1 mm, Width 1,000-1,500 mm, thickness 0.5-2mm	\$558	- 15	NA
Silico Manganese ²	India Exports	65-16	\$970	- 10	- 20
Ferro Chrome ²	China Import	10-150mm, HC 60%	ø62/lb	0	0
Manganese Ore ²	India Imports	Lumps, Mn 37.5%	\$4.6/dmtu	0	+ 0.2
Ferro Manganese ²	India Exports	HC 75%	\$925	NA	- 50
Ferro Silicon ²	Bhutan Exports	70%	\$1,300	0	+ 150

1-Daily Assessment, 2-Weekly Assessment, 3-Monthly Assessment, W-O-W -> Week On Week, M-O-M -> Month On Month

- » **Vietnam: Imported Scrap Offers Rebound**
- » **Chinese Domestic Billet Market Witness Increase**
- » **Chinese Mills Raise HRC Export Offers to Vietnam**
- » **Pakistan Resumes Bulk Scrap Imports After a Gap of Over 2 Years**
- » **China's Steel Scrap Prices to Keep Weakening**





Vietnam: Imported Scrap Offers Rebound

Imported scrap offers to Vietnam surged this week after witnessing a downtrend for 7-8 weeks since late Dec'20. Japanese scrap offers to Vietnam strengthened this week after bottoming ...

ON: 2020-02-24 By: Reena Category: Scrap



Chinese Domestic Billet Market Witness Increase

Billet: Yesterday the ex-mill tax inclusive price of general carbon billet in Tangshan, Changli and Qian'an was settled at RMB 3,110/MT, up RMB 10. However, today, during afternoon, th...

ON: 2020-02-24 By: Admin Operation Category: Semi Finished



Chinese Mills Raise HRC Export Offers to Vietnam

This week, the imported HRC offers to Vietnam from China witnessed increase by around USD 8-10/MT on the back of optimistic sentiments on resumption of steelmakers in China. Towards en...

ON: 2020-02-24 By: Pratibha Bajaj Category: Finish Flat



Pakistan Resumes Bulk Scrap Imports After a Gap of Over 2 Years

Pakistan's Imported scrap market has further strengthened, on the news of the latest bulk cargo booking which comes after a gap of over 2 years. In a recent booking, Mughal Steel, a pr...


ON: 2020-02-24 By: Akshay Category: Scrap



China's Steel Scrap Prices to Keep Weakening

Chinese steel scrap prices are likely to continue softening in the near term, as scrap consumption among domestic steelmakers may continue to decline amid the slow recovery in finished...

ON: 2020-02-24 By: Admin Operation Category: Scrap



China: About 70% of domestic Coal Capacity resumes Operations

As of February 17, some 70.2% of Chinese mining coal capacity had resumed work, with 1,274 mines or 2.9 billion tonnes/year of capacity in operation, China Central Television reported ...

ON: 2020-02-24 By: Aditi Tiwari Category: Coal

[more news](#)

CIL: Coal Dispatch to Power Sector Up 3% M-o-M in Jan'20

Feb 24, 2020 00:00

Indian coal miner-CIL has continued the steady growth in coal supplies to the power sector during Jan'20, thus attaining its highest monthly off-take for the current fiscal. According to the preliminary data provided by Coal Ministry, CIL's coal dispatch to power sector was marked 43.2 MnT in Jan'20 as against 42.1 MnT reported in Dec'19. The coal company had also attained its first y-o-y growth for coal supplies since Apr'19, as dispatch volume had increased 3% on the year from 42 MnT in Jan'19. Recovering from the torrential rains, CIL had managed to elevate coal dispatch which was reflected in an upt

Continued

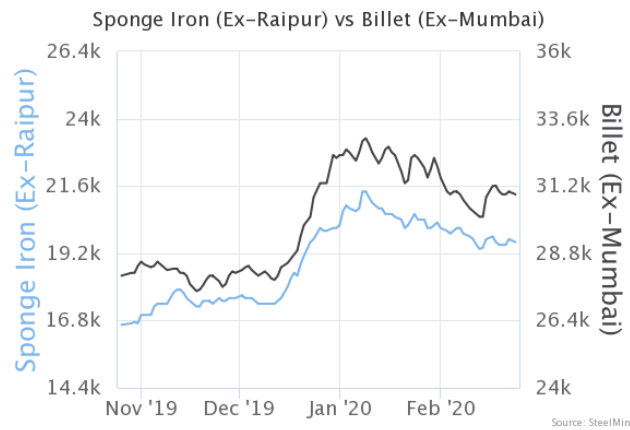
Snap Shot - Indian Domestic Prices (INR/MT)					
COMMODITY	PARTICULAR	SIZE, GRADE	PRICE	CHANGE	M-O-M
Fines/lumps 2	Iron Ore Index	5-18 MM, Fe 63%	4,650	0	0
Fines/lumps 2	Iron Ore Index	Fines, Fe 63%	2,350	0	- 150
Iron Ore 3	NMDC	6-40 mm, Fe 65%	3,200	+ 600	+ 600
Iron Ore 3	NMDC	Fines, Fe 64%	2,910	+ 550	+ 550
Pellets 2	Raipur	6-20 mm, Fe 63%	6,700	0	- 700
Pellets 2	Bellary	6-20 mm, Fe 63%	7,150	- 150	- 25
Coal 2	Ex-India (East)	25-90MM, Met Coke	24,000	0	0
Mill Scale 2	FoR-Kandla	Fines, Fe 70/68%	2,750	0	0
Scrap 1	Ex-Mumbai	HMS(80:20)	23,500	0	+ 400
Scrap 1	Ex-Alang	HMS(80:20)	23,800	+ 300	- 300
Pig Iron 1	Ex-Cuttack	-	-	-	-
Pig Iron 1	Ex-Ludhiana, Foundary	Foundry Grade	30,300	- 100	- 800
Sponge Iron 1	Ex-Raipur	Mix, FeM 80%, +/-1	19,600	- 100	- 800
Sponge Pellet 1	Ex-Raipur	Lumps, FeM 80%, +/-1	18,700	- 50	- 700
Billet 1	Ex-Mumbai	100x100 mm, IS 2831	30,900	- 100	- 950
Billet 1	Ex-Raipur	100x100 mm, IS 2831	29,300	+ 100	- 500
TMT (Re-Bar) Secondary mills 1	Ex-Mumbai	12-25 MM, IS 1786- 500 Fe	35,100	0	- 1,100
TMT (Re-Bar) Secondary mills 1	Ex-Delhi/NCR	12-25 MM, IS 1786- 500 Fe	35,800	+ 200	- 900
Structure 1	Ex-Mumbai	40*40 Angle, Commercial Grade	36,100	+ 100	- 1,200
Wire Rod 1	Ex-Raipur	Wire Rod(5.5 MM)	32,500	0	- 1,100
HRC 2	Ex-Delhi	2.5 mm-8 mm, IS2062	38,300	- 500	- 950
HRC 2	Ex-Mumbai	2.5MM-8MM, IS2062	38,750	- 500	- 1,050
CRC 2	Ex-Delhi	0.90 mm, IS 513 Gr O	43,800	0	+ 300
CRC 2	Ex-Mumbai	0.90 mm, IS 513 Gr O	45,250	- 250	0
HR Plate2	Ex-Mumbai	5-10 mm, IS2062	38,300	- 200	- 500
GP 2	Ex-Mumbai	0.8 mm, 120 GSM	49,750	- 750	- 500
Silico Manganese 2	Ex-Raipur	60-14	62,000	- 500	- 4,125
Ferro Manganese 2	Ex-Raipur	HC 70%	63,000	- 1,000	- 2,000
Ferro Chrome 2	Ex-Jajpur	HC 60%	61,500	- 500	- 3,500
Manganese Ore 2	Ex Balaghat, MOIL	MOIL, Lumps, Mn 37.5%, Fe 7.5%	10,382	0	0
Chrome Ore 2	Ex-Odisha OMC, E-auction	Lumps, Friable 48-50%	9,157	0	- 157

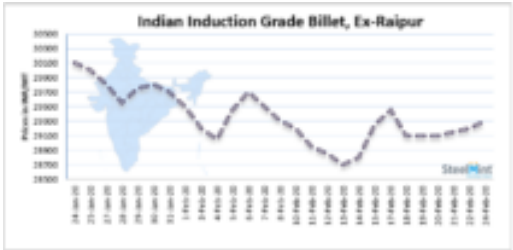
*Basic Price GST @ 18% extra
1-Daily Assessment, 2-Weekly Assessment, 3-Monthly Assessment, W-O-W -> Week On Week, M-O-M -> Month On Month

Daily Update: Indian Steel Market 24 Feb'20

CIL's Coal allocation via Auctions registers a plunge of 37% y-o-y in Jan'20

Bhushan Power and Steel: Iron Ore Sourcing Down 8% in Jan'20

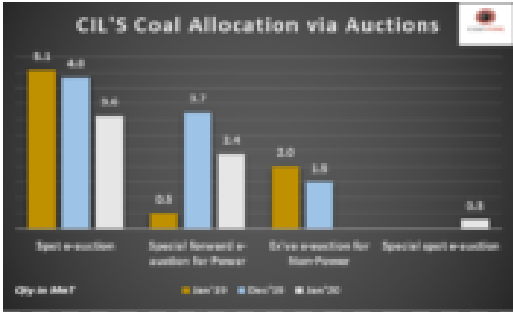




Daily Update: Indian Steel Market 24 Feb'20

Indian Semi finished steel market reported mix trends as sponge offers declined by INR 100-200/MT, while billet prices fluctuated by INR 100-300/MT in major markets. In context to fini...

ON: 2020-02-24 By: Rounak Gairarey Category: Semi Finished



CIL's Coal allocation via Auctions registers a plunge of 37% y-o-y in Jan'20

India's largest coal miner, Coal India Ltd (CIL) usually allocates coal to its consumers (power and non-power sector) either via FSAs (Fuel Supply Agreements) or via auctions. Accordin...

ON: 2020-02-24 By: Aditi Tiwari Category: Coal



Bhushan Power and Steel: Iron Ore Sourcing Down 8% in Jan'20

Bhushan Power & Steel - a major integrated steel maker with a capacity of 3.5 MnT has recorded iron ore sourcing at 0.22 MnT in Jan'20. The sourcing witnessed a fall of 8% on month...

ON: 2020-02-24 By: Monika Bajaj Category: Iron Ore

[more news](#)

Iron Ore

PARTICULAR/DELIVERY	SIZE/GRADE	DELIVERY	PRICE	MIN	MAX	W-O-W	M-O-M	3M-O-M
Indian prices (in INR/MT)			As on Week 09 (24 Feb - 01 Mar)					
NMDC	6-40 mm, Fe 65%	F.O.R Siding	3,200	3,200	3,200	+ 600	+ 600	NA
NMDC	Fines, Fe 64%	F.O.R Siding	2,910	2,910	2,910	+ 550	+ 550	NA
Fines, Karnataka e-auction	Fe 60%		1,940	1,940	1,940	+ 380	+ 380	+ 130
Lumps, Karnataka e-auction	Fe 63%		3,181	3,181	3,181	+ 381	+ 381	+ 541
Odisha Iron Ore Index	5-18 MM, Fe 63%	Ex-mines	4,650	4,600	4,700	0	0	+ 700
Odisha Iron Ore Index	Fines, Fe 63%	Ex-mines	2,350	2,300	2,400	0	- 150	+ 400

Prices last updated on: 2020-02-22,Odisha index prices are ex-mines & inclusive of Royalty, DMF & NMET; NMDC Royalty, DMF & other taxes extra, Karnataka Prices in INR/MT, Royalty@15%

Global prices (in USD/MT)			As on 25 Feb 2020					
CNF China	Fines, Fe 61.5%, Australia	-	\$86	NA	NA	0	0	+ 3
CNF India	Lumps, Fe 64%, South Africa	-	\$107.5	\$105	\$110	0	0	+ 17.5

Prices last updated on: 2020-02-24 10:19:43,Prices on DMT basis (Daily Assessment) , India- Single Port Loading , FOB prices including demurrage , June to November: Moisture@ 10% , December to May: Moisture@ 8% , Or, actual moisture as per cargo certificate submitted by shipper to be adjusted

Pellets

Indian prices (in INR/MT)			As on Week 09 (24 Feb - 01 Mar)					
Ex-Barbil	6-20 mm, Fe 63%	F.O.R Siding	6,150	6,100	6,200	0	- 300	+ 750
Ex-Durgapur	6-20 mm, Fe 63%	Ex-Works	6,350	6,300	6,400	+ 150	- 125	+ 525
Ex-Raipur	6-20 mm, Fe 63%	Ex-Works	6,700	6,700	6,700	0	- 700	+ 400
Ex-Bellary	6-20 mm, Fe 63%	Ex-Works	7,150	7,100	7,200	- 150	- 25	+ 875

Prices last updated on: 2020-02-21,Weekly Assessment, GST @ 5% extra., Barbil and Kandla - Prices Loaded to Wagons

Global prices (in USD/MT)			As on Week 09 (24 Feb - 01 Mar)					
CNF China	6-20 mm, Fe 63.5%, India	-	\$118.5	\$118	\$119	- 1	- 5.5	+ 11
	6-20 mm, Fe 65%, Brazil	-	\$122	NA	NA	- 4	- 8	+ 3
FOB India	6-20 mm, Fe 64%	-	\$109.5	\$109	\$110	0	- 4.5	+ 12

Prices last updated on: 2020-02-21,

Coal

Global prices (in USD/MT)			As on Week 09 (24 Feb - 01 Mar)					
FOB Australia	Premium HCC	-	\$158.25	NA	NA	+ 4.75	+ 5.75	+ 24.5

Prices last updated on: ,

Scrap

Indian prices (in INR/MT)			As on 25 Feb 2020					
Ex-Alang	HMS(80:20)	Ex-Yard	23,800	23,700	23,900	+ 300	- 300	+ 1,800
Ex-Mumbai	HMS(80:20)	Delivered	23,500	23,400	23,600	0	+ 400	+ 2,300
Ex-Chennai	HMS(80:20)	Delivered (Including local freight around INR 500/MT)	21,700	21,500	21,800	0	- 1,400	+ 1,000
Ex-Alang	HMS(80:20), Ship Breaking	Ex-Yard	23,800	23,700	23,900	+ 300	- 300	+ 1,800

Prices last updated on: 2020-02-24 11:06:00,Daily Assessment , Basic Price GST @ 18% extra,

Global prices (in USD/MT)			As on Week 09 (24 Feb - 01 Mar)					
CNF India	HMS(80:20), Europe	-	\$282	\$280	\$284	+ 4	- 6.33	+ 24
	Shredded, Europe	-	\$308	\$305	\$310	+ 10	+ 4.67	+ 25
CNF Turkey	HMS(80:20), USA	-	\$280	\$278	\$282	0	- 5	+ 12.25

Prices last updated on: 2020-02-21,Weekly Assessment

Note:- W-O-W -> Week On Week, M-O-M -> Month On Month

Sponge

REGION	PARTICULAR	SPONGE IRON (C-DRI)				PELLET SPONGE (P-DRI)			
		PRICE	CHANGE	W-O-W	M-O-M	PRICE	CHANGE	W-O-W	M-O-M
Indian prices (in INR/MT)						As on 24 Feb 2020			
East India	Durgapur	19,400	- 150	- 400	- 1,200	18,500	- 150	- 400	- 1,100
East India	Rourkela	18,700	+ 100	- 400	- 750	-	-	-	-
Central India	Raigarh	19,000	- 100	- 350	- 500	18,050	- 100	- 350	- 450
Central India	Raipur	19,600	- 100	- 200	- 800	18,700	- 50	- 200	- 700
South India	Bellary	18,400	0	- 100	- 800	18,300	- 100	- 100	- 700
South India	Hyderabad	-	-	-	-	18,900	- 100	- 100	- 600

All prices are basic, GST extra.

Scrap

PARTICULAR/DELIVERY	SIZE/GRADE	DELIVERY	PRICE	MIN	MAX	W-O-W	M-O-M	3M-O-M
Indian prices (in INR/MT)			As on 25 Feb 2020					
Ex-Mandi	HMS(80:20), Old Scrap	Delivered	22,700	22,500	22,900	+ 100	- 200	+ 2,800
Ex-Durgapur	HMS(80:20)	Delivered	24,300	24,100	24,500	0	- 1,000	+ 2,800
Ex-Raipur	HMS(80:20)	Delivered	23,800	23,600	24,000	- 200	- 200	+ 2,200
	End Cutting	Delivered	24,800	24,600	25,000	- 200	- 200	+ 1,900
Ex-Ahmedabad	HMS(80:20)	Delivered	23,200	23,100	23,400	+ 200	- 900	+ 600
Ex-Mumbai	HMS(80:20)	Delivered	23,500	23,400	23,600	0	+ 400	+ 2,300
Ex-Chennai	HMS(80:20)	Delivered	21,700	21,500	21,800	0	- 1,400	+ 1,000
Ex-Hyderabad	HMS, Commercial Grade	Delivered	20,100	20,000	20,200	- 100	+ 300	+ 2,000

Prices last updated on: 2020-02-24 17:05:46,Daily Assessment , Basic Price GST @ 18% extra,

Pig Iron

Indian prices (in INR/MT)			As on 25 Feb 2020					
Ex-Ludhiana	Steel Grade	Ex-Works	29,000	28,900	29,100	- 300	- 1,200	+ 2,900
Ex-Durgapur	Steel Grade	Ex-Works	27,500	27,300	27,700	0	- 700	+ 3,700
Ex-Rourkela	Steel Grade	Ex-Works	28,100	28,000	28,200	0	NA	+ 5,050
Ex-Raigarh	Steel Grade	Ex-Works	28,100	28,000	28,200	- 100	- 800	+ 4,100
Ex-Raipur	Steel Grade	Ex-Works	28,200	28,000	28,500	0	- 1,300	+ 4,100
Ex-Hyderabad	Steel Grade	Ex-Works	28,500	28,400	28,600	0	NA	NA
Ex-Ludhiana	Foundry Grade	Ex-Works	30,300	30,200	30,400	- 100	- 800	+ 2,100

Prices last updated on: 2020-02-24 17:29:48,Indian pig iron price assessment frequency has been increased from weekly to daily basis.

Sponge Iron (C-DRI) -78-80 FeM (Recovery 85%) Scrap - HMS, Mixed (Recovery 94%) Pig Iron - Steel Grade, 0.5 -1.4% Silicon

Take Business
Decisions on
Facts not only
on Guts !



STEELMINT APP

For reliable Steel industry intelligence and data

FOR TRIAL

Give A Missed Call on
07961730330

or
SCAN
QR CODE



or
VISIT
www.steelmint.com/mobile

Steel Industry Intelligence acknowledged by leaders

Indepth • Credible • Independent

Web: www.steelmint.com | Email: info@steelmint.com | Mob: +91 97700 56666

Copyright@ 2009-2020

www.steelmint.com

info@steelmint.com

+91 9770056666

6

Ingot/Billet

REGION	PARTICULAR	INGOT			BILLET			REBAR		
		PRICE	CHANGE	M-O-M	PRICE	CHANGE	M-O-M	PRICE	CHANGE	M-O-M
Indian prices (in INR/MT)					As on 24 Feb 2020					
North India	Ghaziabad	31,200	+ 100	- 700	-	-	-	-	-	-
North India	Mandi Gobindgarh	31,700	+ 50	- 450	32,000	0	- 700	36,100	0	- 600
North India	Muzaffarnagar	30,900	0	- 650	-	-	-	34,100	- 100	- 900
East India	Durgapur	28,600	- 150	- 1,300	29,200	- 100	- 1,200	33,100	0	- 1,300
East India	Rourkela	28,300	+ 200	- 300	28,700	+ 100	- 500	33,000	0	- 600
Central India	Raigarh	28,250	+ 50	- 300	28,750	+ 200	- 450	32,600	- 400	- 900
Central India	Raipur	28,900	+ 150	- 300	29,300	+ 100	- 500	33,000	- 100	- 600
West India	Ahmedabad	31,000	+ 200	- 800	31,200	+ 100	- 1,300	36,900	+ 300	- 1,000
West India	Jaipur	30,750	0	- 1,550	-	-	-	-	-	-
West India	Mumbai	30,500	- 100	- 1,000	30,900	- 100	- 950	35,100	0	- 1,100
South India	Chennai	30,100	+ 300	- 1,200	30,600	+ 300	- 1,200	34,900	+ 100	- 900
South India	Hyderabad	30,500	0	- 200	30,800	+ 100	- 200	35,000	0	+ 300
West India	Goa	-	-	-	-	-	-	35,100	- 100	- 900
South India	Bangalore	-	-	-	-	-	-	34,500	- 100	- 2,000

All prices are basic, GST @ 18% extra.

Rebar (Medium & Small Scale Producers)

PARTICULAR/DELIVERY	SIZE/GRADE	DELIVERY	PRICE	MIN	MAX	PRICE @ 18% GST	W-O-W	M-O-M	3M-O-M
Indian prices (in INR/MT)			As on 25 Feb 2020						
Ex-Mandi Gobindgarh	12-25 MM	Ex-Works	36,100	35,900	36,300	42,600	0	- 600	+ 2,400
Ex-Muzaffarnagar	12-25 MM	Ex-Works	34,100	34,000	34,200	40,200	- 100	- 900	+ 3,100
Ex-Durgapur	12-25 MM	Ex-Works	33,100	32,900	33,300	39,100	0	- 1,300	+ 1,900
Ex-Rourkela	12-25 MM	Ex-Works	33,000	32,900	33,100	38,900	0	- 600	+ 3,000
Ex-Raigarh	12-25 MM	Ex-Works	32,600	32,500	32,700	38,500	- 400	- 900	+ 2,800
Ex-Raipur	12-25 MM	Ex-Works	33,000	32,900	33,100	38,900	- 100	- 600	+ 3,400
Ex-Ahmedabad	12-25 MM	Ex-Works	36,900	36,700	37,100	43,500	+ 300	- 1,000	+ 4,200
Ex-Goa	12-25 MM	Ex-Works	35,100	34,900	35,200	41,400	- 100	- 900	+ 3,600
Ex-Mumbai	12-25 MM	Ex-Works	35,100	34,900	35,200	41,400	0	- 1,100	+ 3,500
Ex-Bangalore	12-25 MM	Ex-Works	34,500	34,300	34,700	40,700	- 100	- 2,000	+ 2,800
Ex-Chennai	12-25 MM	Ex-Works	34,900	34,800	35,200	41,200	+ 100	- 900	+ 2,900
Ex-Hyderabad	12-25 MM	Ex-Works	35,000	34,900	35,100	41,300	0	+ 300	+ 3,500

Prices last updated on: 2020-02-24 17:10:44,Daily Assessment, Grade-500 Fe, Basic Price GST @ 18% extra ,

Structure (Medium & Small Scale Producers)

REGION/ZONE	PARTICULAR	40 ANGLE	CHANGE	M-O-M	75 CHANNEL	CHANGE	M-O-M	200 BEAM	CHANGE	M-O-M
Indian prices (in INR/MT)		As on 25 Feb 2020								
North India	Ghaziabad	-	-	-	-	-	-	36,300	- 200	- 900
East India	Durgapur	32,600	0	- 900	35,100	0	- 900	34,100	0	- 900
Central India	Raipur	-	-	-	32,400	+ 100	- 800	33,300	0	- 1,500
West India	Ahmedabad	34,000	+ 100	- 1,200	34,000	+ 100	- 1,200	35,000	+ 100	- 1,200
West India	Mumbai	36,100	+ 100	- 1,200	36,900	+ 100	- 1,200	37,300	+ 100	- 1,200
South India	Hyderabad	35,100	- 100	- 600	34,700	- 100	- 600	-	-	-

Indian Structure price assessment frequency has been increased from weekly to daily basis, All prices are basic,Commercial Grade, Basic Price GST @ 18% extra

Ingot - 3.5"*4.5", Commercial Grade	Billet - 100*100, 125*125, S+P> 0.1 % ,	Re-bar - 12mm, Fe 500 Grade Structure - Commercial Grade, 40x40 Angle
-------------------------------------	---	--

Note:- W-O-W -> Week On Week, M-O-M -> Month On Month

Wire Rod

PARTICULAR	SIZE/GRADE	RAIPUR	CHANGE	W-O-W	DURGAPUR	CHANGE	W-O-W
Indian prices (in INR/MT)				As on date 24-Feb-2020			
Wire Rod	5.5 MM	32,500	0	- 300	32,500	- 100	- 700
HB Wire	12 Gauge	34,700	0	- 300	34,500	- 100	- 700
Binding Wire	20 Gauge	39,200	- 100	- 500	41,500	0	- 500
GI Wire	12 Gauge	39,800	- 400	- 400	41,800	0	- 400
Barbed Wire	12*12 Gauge	41,900	- 300	- 500	44,800	0	- 400

Weekly Assessment,Commercial Grade, Basic Price GST @ 18% extra

Finished Flat

REGION	PARTICULAR	HRC				CRC			
		PRICE	CHANGE	W-O-W	M-O-M	PRICE	CHANGE	W-O-W	M-O-M
Indian prices (in INR/MT)						As on 24 Feb 2020			
North India	Delhi	38,300	- 500	- 500	- 950	43,800	0	0	+ 300
North India	Ludhiana	38,000	- 750	- 750	- 1,500	43,500	0	0	- 250
East India	Kolkata	37,750	- 500	- 500	- 500	43,500	- 600	- 600	0
West India	Ahmedabad	39,750	0	0	- 500	45,250	0	0	0
West India	Mumbai	38,750	- 500	- 500	- 1,050	45,250	- 250	- 250	0
South India	Chennai	39,600	- 200	- 200	- 650	45,750	0	0	0
South India	Hyderabad	41,250	0	0	+ 750	45,000	0	0	- 250

All prices are basic, GST @ 18% extra.

Ferro Alloys

PARTICULAR/DELIVERY	SIZE/GRADE	DELIVERY	PRICE	MIN	MAX	W-O-W	M-O-M	3M-O-M
SILICO MANGANESE	25-150 mm, 60-14	Ex-Durgapur	62,000	NA	NA	- 500	- 2,500	+ 3,500
	60-14	Ex-Raipur	62,000	NA	NA	- 500	- 4,125	+ 5,000
FERRO SILICON	HC 70%	Ex-Guwahati	90,000	NA	NA	0	+ 2,000	+ 26,000
FERRO MANGANESE	HC 70%	Ex-Durgapur	62,500	62,000	63,000	- 1,500	- 2,000	+ 2,500
FERRO CHROME	HC 60%	Ex-Jaipur	61,500	61,000	62,000	- 500	- 3,500	- 500
CHROME ORE	Friable 54%+	Ex-Odisha (OMC-eAuction)	10,948	NA	NA	0	- 276	- 841

Prices last updated on: 2020-02-22,OMC E-Auction Prices Including Royalty

FERRO CHROME	10-150mm, HC 60%, India	CNF China	¢62/lb	NA	NA	0	0	- 6
FERRO MANGANESE	HC 75%	FOB India	\$925	NA	NA	NA	- 50	+ 25
SILICO MANGANESE	65-16	FOB India	\$970	NA	NA	- 10	- 20	+ 110

Prices last updated on: 2020-02-24,Weekly Assessment

Note:- W-O-W -> Week On Week, M-O-M -> Month On Month

Global Prices

China

COMMODITY	PARTICULAR	GRADE/SIZE	PRICE	CHANGE	W-O-W	M-O-M	3M-O-M
Export							
Billet	FOB China	125*125, BF Grade	\$398	- 13	- 74	- 83	- 95
TMT (Re-Bar)	FOB China	Commerical	\$440	0	- 12.5	- 32	- 40
Wire Rod	FOB China	5.5mm	\$467	0	- 10	- 20	- 5
HRC	FOB China	2.5mm	\$470	- 15	- 15	- 33	+ 7
CRC	FOB China	0.90 mm	\$510	- 13	- 13	- 35	- 10

Import

Iron Ore	CNF China	Lumps Fe 64/63%, South Africa	\$109	+ 2	+ 4	+ 5	+ 13
Iron Ore	CNF China	Fines Fe 62%, Australia	\$92	0	+ 2	0	+ 3
Pellets	CNF China	6-20mm, BF Grade	\$122	- 4	- 2	- 8	+ 3
Coking Coal	CNF China	Premium HCC, Australia	\$169.25	+ 4.25	+ 4.25	+ 6.25	+ 24.25
Mill Scale	CNF China	70/68%	NA	NA	NA	NA	NA
FeCr	CNF China	HC 60%	ø62/lb	0	0	0	- 6
Mn Ore	CNF China	Mn 46% Lumps, Australia	\$5.2/dmtu	+ 0.2	0	0	+ 0.9
Mn Ore	CNF China	Mn 38%, South Africa	\$4.6/dmtu	0	0	0	+ 1.15

CIS Nations

COMMODITY	PARTICULAR	GRADE/SIZE	PRICE	CHANGE	W-O-W	M-O-M	3M-O-M
Export							
Billet	FOB Black Sea	125*125, BF Grade	\$393	0	+ 10.75	- 8.5	+ 5
Slabs	FOB Black Sea	Commercial	\$423	- 5	- 5	0	+ 50
Pig Iron	FOB Black Sea	Steel Grade	\$318	0	0	- 4	+ 17
TMT (Re-Bar)	FOB Black Sea	Commercial	\$430	0	+ 17	- 10	+ 28
HRC	FOB Black Sea	2.5mm	\$470	- 8	- 8	- 13	+ 70
CRC	FOB Black Sea	0.90mm	\$540	+ 2	+ 2	- 5	+ 75

Japan/Korea

COMMODITY	PARTICULAR	GRADE/SIZE	PRICE	CHANGE	W-O-W	M-O-M	3M-O-M
Export							
HRC	FOB Korea	2.5mm	\$485	0	0	- 18	+ 30
Import							
FeCr	CNF Japan	HC 60%	ø66/lb	0	0	0	- 7

Note:- W-O-W -> Week On Week, M-O-M -> Month On Month, All prices are weekly assessment, Iron Ore are daily assessment

India

COMMODITY	PARTICULAR	GRADE/SIZE	PRICE	CHANGE	W-O-W	M-O-M	3M-O-M
-----------	------------	------------	-------	--------	-------	-------	--------

Export

Iron Ore	FOB India	Fines, Fe 58/57%	NA	NA	NA	NA	NA
Mill Scale	FOB India	70/68%	NA	NA	NA	NA	NA
Billet	FOB India	95*95mm	\$405	+ 5	+ 5	- 20	- 3.33
Billet	FOB India	150*150mm	\$400	+ 5	+ 5	- 20	- 3.33
Pig Iron	FOB India	Steel Grade	\$345	+ 5	+ 5	0	+ 35
HRC	FOB India	2.5mm	\$503	- 7	- 7	- 35	+ 55
CRC	FOB India	0.9mm	\$555	- 28	- 28	- 28	+ 60
SiMn	FOB India	60/14%	\$880	- 10	- 10	- 40	+ 100
FeMn	FOB India	HC 75%	\$925	NA	NA	- 50	+ 25
FeSi	FOB Bhutan	70-75%	\$1,300	0	0	+ 150	+ 350

Import

Iron Ore	CNF India	Lumps Fe 64%, South Africa	\$107.5	0	0	0	+ 17.5
Scrap	CNF India	HMS 1&2 ,Middle East	\$298	+ 11	+ 16	+ 5.67	+ 31.5
Scrap	CNF India	Shredded, Europe	\$308	+ 10	+ 16.67	+ 4.67	+ 25
Coking Coal	CNF India	Premium HCC, Australia	\$169.5	+ 4.9	+ 4.9	+ 3.2	+ 22.25
Non-Coking Coal	CNF India	RB2 5500 NAR, South Africa	NA	NA	NA	NA	NA
Met Coke	CNF India	62%, China	NA	NA	NA	NA	NA
Pellets	CNF India	6-20mm, BF Grade	NA	NA	NA	NA	NA
Wire Rod	CNF India	5.5mm, China	\$465	0	- 5	- 19	- 10
HRC	CNF India	2.5mm, China	\$495	- 15	- 15	- 33	+ 7
HRC	CNF India	2.5mm, Korea	\$505	0	0	- 28	+ 17
CRC	CNF India	0.90mm, China	\$535	- 13	- 13	- 35	- 10
HR Plate	CNF India	A 36	NA	NA	NA	NA	NA
Mn Ore	CNF India	Mn 38%, South Africa	\$4.6/dmtu	0	0	0	+ 1.15

Europe & US

COMMODITY	PARTICULAR	GRADE/SIZE	PRICE	CHANGE	W-O-W	M-O-M	3M-O-M
-----------	------------	------------	-------	--------	-------	-------	--------

Export

Pig Iron	FOB Brazil	Steel Grade	\$327	- 3	- 3	+ 9.5	+ 32
----------	------------	-------------	-------	-----	-----	-------	------

Import

Scrap	CFR Turkey	HMS (80:20), US	\$280	0	+ 6.67	- 5	+ 12.25
HRC	CIF Europe	2.5mm	\$510	- 15	- 15	- 33	+ 7

Middle East & Africa

COMMODITY	PARTICULAR	GRADE/SIZE	PRICE	CHANGE	W-O-W	M-O-M	3M-O-M
-----------	------------	------------	-------	--------	-------	-------	--------

Export





























































Iron Ore	FoB South Africa	Lumps, Fe 64/63%	NA	NA	NA	NA	NA
Non Coking Coal	FoB South Africa	RB2 5500 NAR	NA	NA	NA	NA	NA

Import

Billet	CNF Dubai	125*125, China	NA	NA	NA	NA	NA
HRC	CNF Dubai	2.5mm, China	\$533	- 12	- 12	+ 10	+ 90

Note:- W-O-W -> Week On Week, M-O-M -> Month On Month, All prices are weekly assessment, Iron Ore are daily assessment

Live Tenders

Company	Type	Grade	Quantity	Expiry Date	Location	View
Chrome Ore						
OMC	Sell	Chrome Ore	33,100 MT	27 Feb, 2020	 Bhubaneswar, Odisha, India	
Coal						
Banas Dairy	Buy	Coal	15,000 MT	26 Feb, 2020	 Palanpur, Gujarat, India	
NCL	Sell	G-7,8,10,11	1 MnT	25 Feb, 2020	 Singrauli, Madhya Pradesh, India	
RINL	Buy	Low Ash Coking Coal	4 MnT	30 Oct, 2020	 Visakhapatnam, Andhra Pradesh, India	
SECL	Sell	Non Coking Coal	6 MnT	27 Feb, 2020	 Bilaspur, Chattisgarh, India	
ECL	Sell	Non Coking Coal	76,250 MT	26 Feb, 2020	 Howrah, West Bengal, India	
NCL	Sell	Non Coking Coal	194,700 MT	28 Feb, 2020	 Singrauli, Madhya Pradesh, India	
NCL	Sell	Non Coking Coal	1,150,000 MT	28 Feb, 2020	 Singrauli, Madhya Pradesh, India	
SCCL	Sell	Non Coking Coal	190,000 MT	27 Feb, 2020	 Mancherial, Telangana, India	
KOSPO	Buy	Steam coal	160,000 MT	25 Feb, 2020	 Busan, South Korea	
MMTC	Buy	Coking Coal	19,000 MT	25 Feb, 2020	 New Delhi, Delhi, India	
ECL	Sell	Non Coking Coal	76,250 MT	28 Feb, 2020	 Kolkata, West Bengal, India	
Coke						
RINL	Sell	Nut Coke	13,250 MT	25 Feb, 2020	 Vishakhapatnam, Andhra Pradesh, India	
Crc						
SAIL	Sell	Secondary Flat	6,331 MT	26 Feb, 2020	 Bokaro, Jharkhand, India	
SAIL	Sell	CRC	486 MT	25 Feb, 2020	 Jaipur, Rajasthan, India	
TATA BSL LTD	Sell	CRCA	974 MT	27 Feb, 2020	 Hingoli, Maharashtra, India	
Ferro Chrome						
IDCOL	Sell	HCFC	1,000 MT	27 Feb, 2020	 Bhubaneswar, Odisha, India	
Fines/lumps						
SAIL	Sell	Kiriburu Iron Ore Fines Size: [-10 mm] Fe:62% (Indicative)	200,000 MT	28 Feb, 2020	 Kolkata, West Bengal, India	
SAIL	Sell	Meghahatuburu Iron Ore Fines Size: [-10 mm] Fe:62% (Indicati	300,000 MT	05 Mar, 2020	 Kolkata, West Bengal, India	
SAIL	Sell	Gua Iron Ore Fines (From old dump) Size: [-10 mm] Fe:60% (In	500,000 MT	17 Mar, 2020	 Kolkata, West Bengal, India	
RINL	Buy	Iron ore fines	1 MnT	15 May, 2020	 Vishakhapatnam, Andhra Pradesh, India	
MMTC	Buy	Iron ore fines	1 MT	31 Mar, 2020	 Bhubaneswar, Odisha, India	
NMDC	Sell	Iron Ore fines and Lumps	128,000 MT	25 Feb, 2020	 Bangalore, Karnataka, India	
NMDC	Sell	Iron Ore fines and Lumps	111,000 MT	25 Feb, 2020	 Bangalore, Karnataka, India	
MSTC	Sell	Iron ore fines	249,072 MT	26 Feb, 2020	 Bangalore, Karnataka, India	
MSTC	Sell	Iron ore	239,000 MT	27 Feb, 2020	 Bangalore, Karnataka, India	
MSTC	Sell	Iron ore	257,000 MT	27 Feb, 2020	 Bangalore, Karnataka, India	
SAIL	Sell	Iron ore fines	28,000 MT	25 Mar, 2020	 Bhilai, Chattisgarh, India	
Galvanized						
SAIL	Sell	GP Coil	426 MT	26 Feb, 2020	 Durgapur, West Bengal, India	
Hrc						
RINL	Buy	Steel Straps	2,300 MT	07 Mar, 2020	 Vishakhapatnam, Andhra Pradesh, India	

[View All](#)



Some of
our Precious
Clients

.....and we are trying harder

REPORTS

- Daily Steel Report
- Ironore Insight
- Coal Review
- Scrap Insight
- Semi Finished And Finished Long
- Finished Flat
- Ferro Alloys Insight

SERVICES

- Steel Prices
- Steel News
- Archive Data
- Tenders
- Expert Comments

- Market Tracker
- Statistics
- Logistics
- Events
- Plant & Machinery For sale
- Global Steel Prices

SUBSCRIPTION/ TRIALS

www.steelmint.com
Ph: +919770056666
Email: info@steelmint.com

Bank Account Details
HDFC Bank, Raipur
Account Number - 01522560009922
IFSC Code - HDFC0000152

IDBI Bank, Raipur
Account Number - 0049102000048888
IFSC Code - IBKL0000851

OFFICES

SteelMint, Raipur
301, Jeevan Parisar
Rajeev Nagar, Raipur(C.G) - 492007
Telefax: +91-9770056666

SteelMint, Kolkata
Block A-11, 4th Floor,
FMC Fortuna Building,
234/ 3A AJC Bose Road
Kolkata -700020
Telefax: +91-7044070530

Disclaimer: SteelMint has taken due care and caution in compilation of content for its web site. Information is just for reference not intended for trading purpose or to address your particular requirement. The content includes facts, views, and opinions are of individuals and not that of the website or its management. We and our content licensors are not giving investment advice, tax advice, legal advice, or other professional advice. We and our content licensors do not guarantee or warrant the accuracy, completeness or timeliness of, or otherwise endorse these views, and opinions.

Users/Visitors have to make their own decisions based on their own independent enquiries, appraisals, judgement, wisdom and risks. SteelMint and its affiliates, or their employees, directors or agents shall not be liable or responsible for any loss or costs or any action whatsoever arising out of use or relying on the spot prices disseminated.

For details view [terms and condition](#).