

**TAKE
BUSINESS
DECISION
ON FACTS
NOT ONLY
ON GUTS**



Vietnam Mill Concludes 70,000 MT HRC Import Deal from China

SteelMint in conversation with Vietnam based importers learned that major Chinese steel maker, Baosteel has booked 70,000 MT HRC yesterday with Vietnam based steel mill at USD 470/MT CFR basis for March end- April shipments. The offers are lower by USD 8/MT against the deal booked last week at USD 478/MT CFR basis. Thus

Chinese HRC export offers fell towards the end of this week on higher inventories. Imported HRC offers to Vietnam from India – HRC offers to Vietnam decline by USD 10-15/MT following slump in export offers from major exporting nations. Few offers from traders were heard around USD 485-490/MT CFR Vi

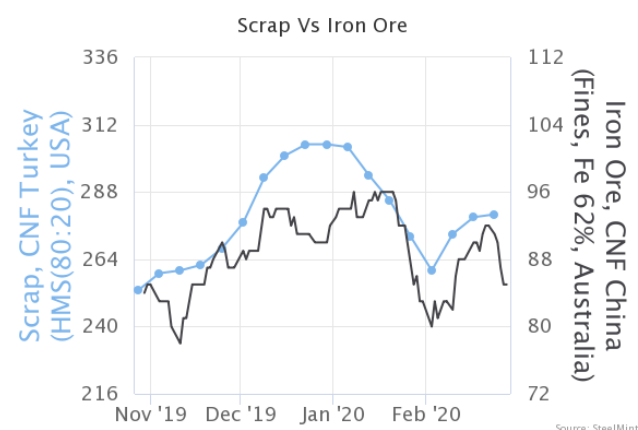
[Continued](#)

Snap Shot - Global Prices (USD/MT)

COMMODITY	PARTICULAR	SIZE, GRADE	PRICE	CHANGE	M-O-M
Iron Ore Fines ¹	China Imports	Fines, Fe 61.5%	\$81	0	+ 4
Iron Ore Lumps ¹	Indian Imports	Lumps, Fe 64%	\$107.5	0	0
Pellets (Brazil) ²	China Imports	6-20 mm, Fe 65%	\$122	- 2	- 8
Pellets (India) ²	China Imports	6-20 mm, Fe 63.5%	\$120	+ 1	- 2.5
Coking ²	Australia Exports	Premium HCC	\$158.25	+ 4.75	+ 5.75
Met Coke ²	India Imports	Met Coke 64%	\$295	0	+ 14
Non Coking ²	India Imports	RB2 (5500 NAR)	\$71	- 3	- 11
Scrap ²	India Imports	Shredded	\$314	+ 6	+ 16
Scrap ²	Turkey Imports	HMS(80:20)	\$280	0	+ 8
Scrap ²	Pakistan Imports	Shredded	\$315	+ 1	+ 25
Scrap ²	Bangladesh Imports	Shredded	\$330	0	+ 28
Scrap (Ship Breaking) ²	India Imports	Containers	\$400	0	- 10
Billet ²	India Exports	150*150, IS 2830	\$400	+ 3.33	- 17.5
Billet ²	China Exports	150*150, Q235	\$398	- 29	- 83
Billet ²	Russia Exports	125*125, 3sp	\$398	+ 5	+ 6.25
Billet ²	Iran Exports	130*130, 3 sp	\$393	+ 5	+ 8.25
Sponge Iron ²	India Exports	Lumps, FeM 80	\$298	- 5	- 17
Pig Iron ²	India Exports	Steel Grade	\$330	- 15	- 10
Pig Iron ²	Russia Exports	Steel Grade	\$318	0	- 4
HRC ²	China Exports	2.5 mm, ASTM A36	\$480	+ 10	- 23
HRC ²	India Exports	2.5 mm, IS 2062	\$498	- 5	- 40
HRC ²	South Korea Exports	2.5 mm, ASTM A36	\$485	0	- 18
HRC (China) ²	Vietnam Imports	2.5 mm, SAE 1006	\$482	+ 7	- 41
CRC ²	India Exports	0.9 mm, IS 513 Gr.O	\$545	- 10	- 38
CRC ²	China Exports	0.90 mm, SPCC	\$513	+ 3	- 32
HR Plate ²	China Exports	5-10 mm, SS 400	\$466	+ 8	- 29
GP ²	China Exports	1 mm, Width 1,000-1,500 mm, thickness 0.5-2mm	\$568	+ 10	- 22
Silico Manganese ²	India Exports	65-16	\$970	- 10	- 20
Ferro Chrome ²	China Import	10-150mm, HC 60%	ø62/lb	0	0
Manganese Ore ²	India Imports	Lumps, Mn 37.5%	\$4.6/dmtu	0	+ 0.2
Ferro Manganese ²	India Exports	HC 75%	\$925	0	- 25
Ferro Silicon ²	Bhutan Exports	70%	\$1,300	0	+ 100

1-Daily Assessment, 2-Weekly Assessment, 3-Monthly Assessment, W-O-W -> Week On Week, M-O-M -> Month On Month

- » **China: Lack of Support from Favourable Factors, Ferro Chrome keeps on Weakening**
- » **Indian Primary Mills Conclude Wire Rod Export Deals to Nepal**
- » **SE Asia: Billet Import Prices Remain Stable**
- » **Vietnam Mill Concludes 70,000 MT HRC Import Deal from China**
- » **Chinese Met Coke Prices soften amid pressure of weak Downstream Demand**

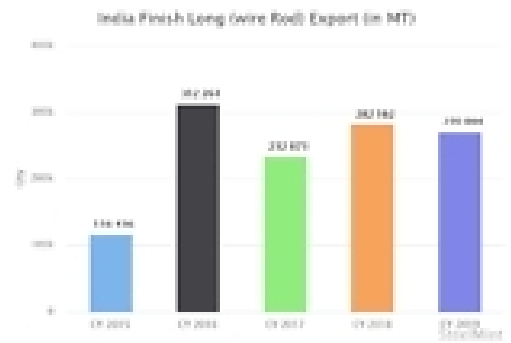




China: Lack of Support from Favourable Factors, Ferro Chrome keeps on Weakening

This week, the domestic high carbon Ferro Chrome market has continued its weak trend while downstream stainless steel 300 series keep declining, prompting stainless steel mills to cut ...

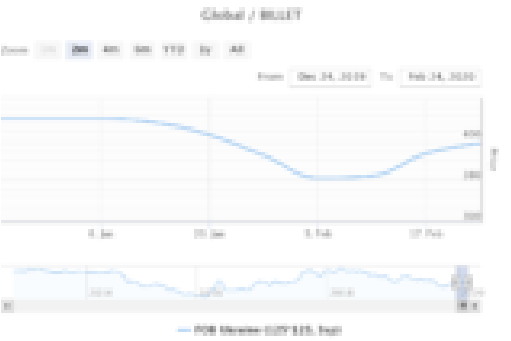
ON: 2020-02-28 By: Ankita Chakraborty Category: Ferro Alloy



Indian Primary Mills Conclude Wire Rod Export Deals to Nepal

Indian primary mills reported 2 rakes of wire rod export deals to Nepal while some more deals are under negotiation, SteelMint learned from its credible sources. -- The fresh deals for...

ON: 2020-02-28 By: Manish Vasdev Category: Finish Long



SE Asia: Billet Import Prices Remain Stable

The billet import offers in the SE Asian region were reported stable this week. However, no deals were witnessed during the week. Stable global scrap prices have managed to keep the bi...

ON: 2020-02-28 By: Pranjal Markale Category: Semi Finished



Vietnam Mill Concludes 70,000 MT HRC Import Deal from China

SteelMint in conversation with Vietnam based importers learned that major Chinese steel maker, Baosteel has booked 70,000 MT HRC yesterday with Vietnam based steel mill at USD 470/MT C...

ON: 2020-02-28 By: Pratibha Bajaj Category: Finish Flat



Chinese Met Coke Prices soften amid pressure of weak Downstream Demand

The met coke prices in China have mellowed down as the demand for steel has touched all time low in China. On the downstream side, steel mills in China are struggling with costs and ar...

ON: 2020-02-28 By: Aditi Tiwari Category: Coal



Chinese Steel Mills Further Scale Down Production

Chinese steel producers are further scaling down production in an attempt to cope with tough market conditions and warehouses at bursting point, as the novel coronavirus (COVID-19) out...

ON: 2020-02-28 By: Admin Operation Category: Finish Flat

[more news](#)

India: Imported Scrap Offers Move Up; Trades Dip Slightly

Feb 28, 2020 00:00

Offers for Imported scrap to India continued to surge for yet another week, while buying activities in containers dipped down slightly in comparison to good trades in the previous week. Limited bookings were observed as steelmakers are wary of booking actively at prevailing higher offers, with market anticipating some price corrections at global levels in the coming weeks. SteelMint's assessment for Shredded 211 to India from USA and UK/Europe now stands at USD 312-315/MT CFR Nhava Sheva, rising USD 7-8/MT against last week's report. Earlier in the week, very few bookings via containers were confirmed at around USD 310/MT CF

Continued

Snap Shot - Indian Domestic Prices (INR/MT)					
COMMODITY	PARTICULAR	SIZE, GRADE	PRICE	CHANGE	M-O-M
Fines/lumps 2	Iron Ore Index	5-18 MM, Fe 63%	4,650	0	0
Fines/lumps 2	Iron Ore Index	Fines, Fe 63%	2,350	0	- 150
Iron Ore 3	NMDC	6-40 mm, Fe 65%	3,200	+ 600	+ 600
Iron Ore 3	NMDC	Fines, Fe 64%	2,910	+ 550	+ 550
Pellets 2	Raipur	6-20 mm, Fe 63%	6,700	0	- 700
Pellets 2	Bellary	6-20 mm, Fe 63%	7,150	0	+ 250
Coal 2	Ex-India (East)	25-90MM, Met Coke	22,500	- 1,500	NA
Mill Scale 2	FoR-Kandla	Fines, Fe 70/68%	2,750	0	0
Scrap 1	Ex-Mumbai	HMS(80:20)	23,700	0	+ 800
Scrap 1	Ex-Alang	HMS(80:20)	23,900	- 100	- 200
Pig Iron 1	Ex-Cuttack	-	-	-	-
Pig Iron 1	Ex-Ludhiana, Foundary	Foundry Grade	30,000	- 200	- 1,100
Sponge Iron 1	Ex-Raipur	Mix, FeM 80%, +/-1	19,300	- 50	- 1,000
Sponge Pellet 1	Ex-Raipur	Lumps, FeM 80%, +/-1	18,400	- 50	- 800
Billet 1	Ex-Mumbai	100x100 mm, IS 2831	31,000	- 300	- 900
Billet 1	Ex-Raipur	100x100 mm, IS 2831	29,200	0	- 500
TMT (Re-Bar) Secondary mills 1	Ex-Mumbai	12-25 MM, IS 1786- 500 Fe	35,500	0	- 300
TMT (Re-Bar) Secondary mills 1	Ex-Delhi/NCR	12-25 MM, IS 1786- 500 Fe	35,400	- 200	- 800
Structure 1	Ex-Mumbai	40*40 Angle, Commercial Grade	36,300	0	- 600
Wire Rod 1	Ex-Raipur	Wire Rod(5.5 MM)	32,500	- 100	- 600
HRC 2	Ex-Delhi	2.5 mm-8 mm, IS2062	38,300	0	- 950
HRC 2	Ex-Mumbai	2.5MM-8MM, IS2062	38,300	- 450	- 1,200
CRC 2	Ex-Delhi	0.90 mm, IS 513 Gr O	43,600	- 200	+ 100
CRC 2	Ex-Mumbai	0.90 mm, IS 513 Gr O	45,000	- 250	+ 250
HR Plate2	Ex-Mumbai	5-10 mm, IS2062	37,800	- 500	- 800
GP 2	Ex-Mumbai	0.8 mm, 120 GSM	48,800	- 950	- 1,450
Silico Manganese 2	Ex-Raipur	60-14	61,250	0	- 4,875
Ferro Manganese 2	Ex-Raipur	HC 70%	63,000	0	- 2,000
Ferro Chrome 2	Ex-Jajpur	HC 60%	61,000	- 500	- 4,000
Manganese Ore 2	Ex Balaghat, MOIL	MOIL, Lumps, Mn 37.5%, Fe 7.5%	10,382	0	0
Chrome Ore 2	Ex-Odisha OMC, E-auction	Lumps, Friable 48-50%	7,346	- 1,811	- 1,811

*Basic Price GST @ 18% extra
1-Daily Assessment, 2-Weekly Assessment, 3-Monthly Assessment, W-O-W -> Week On Week, M-O-M -> Month On Month

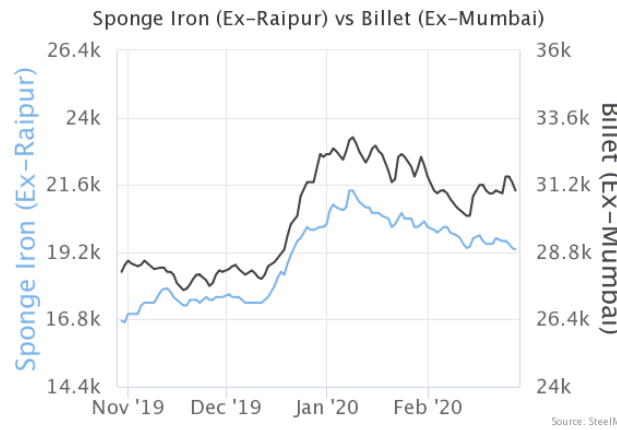
» PELLEX Remains Flat in Absence of Deals

» India: Imported Scrap Offers Move Up; Trades Dip Slightly

» Daily Update: Indian Steel Market 28 Feb'20

» KIOCL Receives Approval for Setting up of 0.2 MTPA Ductile Iron Spun Pipe

» India: SAIL Puts 100,000 MT Iron Ore Fines for Auction from Barsua Mines

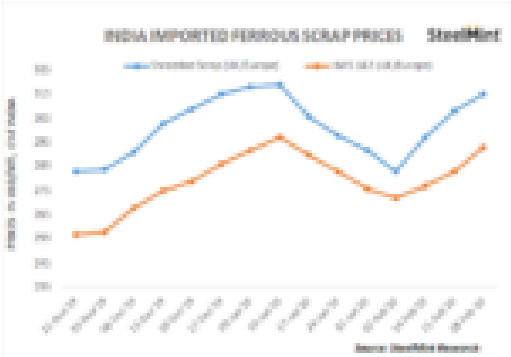




PELLEX Remains Flat in Absence of Deals

PELLEX remain stable at INR 6,700/wmt (DAP Raipur). No pellet deal was reported in this publishing window. -- Raipur based pellet makers kept the offers stable at INR 6,700/MT(Ex-plan...

ON: 2020-02-28 By: Indranath Jha Category: Iron Ore



India: Imported Scrap Offers Move Up; Trades Dip Slightly

Offers for Imported scrap to India continued to surge for yet another week, while buying activities in containers dipped down slightly in comparison to good trades in the previous week...

ON: 2020-02-28 By: Akshay Category: Scrap



Daily Update: Indian Steel Market 28 Feb'20

Indian steel prices remain volatile through the mid scale mills due to average spot trades & strong supply. As per our assessment, the major change seen in western India, where bil...

ON: 2020-02-28 By: Rounak Gairarey Category: Semi Finished



KIOCL Receives Approval for Setting up of 0.2 MTPA Ductile Iron Spun Pipe

Kudremukh Iron Ore Company Ltd (KIOCL) has received clearance for setting up of Ductile Iron Spun Pipe (DISP) of 0.2 MTPA in Mangalore. The Ministry of Environment, Forest and Climate ...

ON: 2020-02-28 By: Monika Bajaj Category: Iron Ore



India: SAIL Puts 100,000 MT Iron Ore Fines for Auction from Barsua Mines

Govt owned unit - SAIL (Steel Authority of India) has scheduled iron ore fines e-auction from Barsua mines on 20th Mar'20. The auction is being conducted for 100,000 MT iron ore fines ...

ON: 2020-02-28 By: Monika Bajaj Category: Iron Ore



Indian Primary Mills Likely to Increase Rebar Prices

Indian large scale mills are planning to increase finish long steel prices for Mar'20 deliveries due to sufficient bookings in existing month. Also, some bookings have been reported fo...

ON: 2020-02-28 By: Abhishek Bhalla Category: Finish Long

[more news](#)

Iron Ore

PARTICULAR/DELIVERY	SIZE/GRADE	DELIVERY	PRICE	MIN	MAX	W-O-W	M-O-M	3M-O-M
Indian prices (in INR/MT)			As on Week 09 (24 Feb - 01 Mar)					
NMDC	6-40 mm, Fe 65%	F.O.R Siding	3,200	3,200	3,200	+ 600	+ 600	NA
NMDC	Fines, Fe 64%	F.O.R Siding	2,910	2,910	2,910	+ 550	+ 550	NA
Fines, Karnataka e-auction	Fe 60%		1,940	1,940	1,940	+ 380	+ 380	+ 130
Lumps, Karnataka e-auction	Fe 63%		3,181	3,181	3,181	+ 381	+ 381	+ 541
Odisha Iron Ore Index	5-18 MM, Fe 63%	Ex-mines	4,650	4,600	4,700	0	0	+ 700
Odisha Iron Ore Index	Fines, Fe 63%	Ex-mines	2,350	2,300	2,400	0	- 150	+ 400

Prices last updated on: 2020-02-22,Odisha index prices are ex-mines & inclusive of Royalty, DMF & NMET; NMDC Royalty, DMF & other taxes extra, Karnataka Prices in INR/MT, Royalty@15%

Global prices (in USD/MT)			As on 29 Feb 2020					
CNF China	Fines, Fe 61.5%, Australia	-	\$81	NA	NA	0	+ 4	- 2
CNF India	Lumps, Fe 64%, South Africa	-	\$107.5	\$105	\$110	0	0	+ 17.5

Prices last updated on: 2020-02-28 10:12:56,Prices on DMT basis (Daily Assessment) , India- Single Port Loading , FOB prices including demurrage , June to November: Moisture@ 10% , December to May: Moisture@ 8% , Or, actual moisture as per cargo certificate submitted by shipper to be adjusted

Pellets

Indian prices (in INR/MT)			As on Week 09 (24 Feb - 01 Mar)					
Ex-Barbil	6-20 mm, Fe 63%	F.O.R Siding	6,150	6,100	6,200	0	- 100	+ 650
Ex-Durgapur	6-20 mm, Fe 63%	Ex-Works	6,450	6,400	6,500	+ 100	0	+ 575
Ex-Raipur	6-20 mm, Fe 63%	Ex-Works	6,700	6,700	6,700	0	- 700	+ 400
Ex-Bellary	6-20 mm, Fe 63%	Ex-Works	7,150	7,100	7,200	0	+ 250	+ 925

Prices last updated on: 2020-02-28,Weekly Assessment, GST @ 5% extra., Barbil and Kandla - Prices Loaded to Wagons

Global prices (in USD/MT)			As on Week 09 (24 Feb - 01 Mar)					
CNF China	6-20 mm, Fe 63.5%, India	-	\$120	\$119	\$121	+ 1	- 2.5	+ 10.5
	6-20 mm, Fe 65%, Brazil	-	\$122	NA	NA	- 2	- 8	+ 5
FOB India	6-20 mm, Fe 64%	-	\$110.5	\$110	\$111	+ 1	- 2	+ 11.5

Prices last updated on: 2020-02-25,

Coal

Global prices (in USD/MT)			As on Week 09 (24 Feb - 01 Mar)					
FOB Australia	Premium HCC	-	\$158.25	NA	NA	+ 4.75	+ 5.75	+ 24.5

Prices last updated on: ,

Scrap

Indian prices (in INR/MT)			As on 29 Feb 2020					
Ex-Alang	HMS(80:20)	Ex-Yard	23,900	23,800	24,000	- 100	- 200	+ 2,000
Ex-Mumbai	HMS(80:20)	Delivered	23,700	23,600	23,900	0	+ 800	+ 2,300
Ex-Chennai	HMS(80:20)	Delivered (Including local freight around INR 500/MT)	22,100	22,000	22,300	0	- 600	+ 1,200
Ex-Alang	HMS(80:20), Ship Breaking	Ex-Yard	23,900	23,800	24,000	- 100	- 200	+ 2,000

Prices last updated on: 2020-02-28 11:27:54,Daily Assessment , Basic Price GST @ 18% extra,

Global prices (in USD/MT)			As on Week 09 (24 Feb - 01 Mar)					
CNF India	HMS(80:20), Europe	-	\$291	\$290	\$293	+ 9	+ 14	+ 28.5
	Shredded, Europe	-	\$314	\$312	\$317	+ 6	+ 16	+ 29.25
CNF Turkey	HMS(80:20), USA	-	\$280	\$278	\$282	0	+ 8	+ 3

Prices last updated on: 2020-02-28,Weekly Assessment

Note:- W-O-W -> Week On Week, M-O-M -> Month On Month

Sponge

REGION	PARTICULAR	SPONGE IRON (C-DRI)				PELLET SPONGE (P-DRI)			
		PRICE	CHANGE	W-O-W	M-O-M	PRICE	CHANGE	W-O-W	M-O-M
Indian prices (in INR/MT)						As on 28 Feb 2020			
East India	Durgapur	19,400	0	- 100	- 1,200	18,500	0	- 100	- 1,100
East India	Rourkela	18,550	0	- 50	- 950	-	-	-	-
Central India	Raigarh	18,750	- 50	- 250	- 750	17,750	- 50	- 250	- 650
Central India	Raipur	19,300	- 50	- 200	- 1,000	18,400	- 50	- 200	- 800
South India	Bellary	18,300	0	- 100	- 600	18,100	0	- 200	- 500
South India	Hyderabad	-	-	-	-	18,600	- 100	- 300	- 600

All prices are basic, GST extra.

Scrap

PARTICULAR/DELIVERY	SIZE/GRADE	DELIVERY	PRICE	MIN	MAX	W-O-W	M-O-M	3M-O-M
Indian prices (in INR/MT)			As on 29 Feb 2020					
Ex-Mandi	HMS(80:20), Old Scrap	Delivered	22,900	22,700	23,100	+ 100	0	+ 3,300
Ex-Durgapur	HMS(80:20)	Delivered	24,000	23,800	24,200	0	- 1,100	+ 2,500
Ex-Raipur	HMS(80:20)	Delivered	23,700	23,500	23,800	0	- 300	+ 2,200
Ex-Raipur	End Cutting	Delivered	24,700	24,500	24,800	0	- 300	+ 1,900
Ex-Ahmedabad	HMS(80:20)	Delivered	23,300	23,200	23,400	- 100	- 900	+ 800
Ex-Mumbai	HMS(80:20)	Delivered	23,700	23,600	23,900	0	+ 800	+ 2,300
Ex-Chennai	HMS(80:20)	Delivered	22,100	22,000	22,300	0	- 600	+ 1,200
Ex-Hyderabad	HMS, Commercial Grade	Delivered	20,200	20,100	20,300	+ 100	+ 200	+ 2,100

Prices last updated on: 2020-02-28 17:15:07,Daily Assessment , Basic Price GST @ 18% extra,

Pig Iron

Indian prices (in INR/MT)			As on 29 Feb 2020					
Ex-Ludhiana	Steel Grade	Ex-Works	28,500	28,400	28,600	0	- 1,800	+ 2,400
Ex-Durgapur	Steel Grade	Ex-Works	27,000	26,800	27,200	- 300	- 1,300	+ 3,200
Ex-Rourkela	Steel Grade	Ex-Works	27,500	27,500	27,600	0	NA	+ 4,400
Ex-Raigarh	Steel Grade	Ex-Works	28,100	28,000	28,200	0	- 700	+ 3,900
Ex-Raipur	Steel Grade	Ex-Works	28,100	28,000	28,200	0	- 1,300	+ 3,800
Ex-Hyderabad	Steel Grade	Ex-Works	28,200	28,000	28,300	0	NA	NA
Ex-Ludhiana	Foundry Grade	Ex-Works	30,000	29,900	30,100	- 200	- 1,100	+ 1,800

Prices last updated on: 2020-02-28 18:12:03,Indian pig iron price assessment frequency has been increased from weekly to daily basis.

Sponge Iron (C-DRI) -78-80 FeM (Recovery 85%)

Scrap - HMS, Mixed (Recovery 94%)

Pig Iron - Steel Grade, 0.5 -1.4% Silicon

Take Business Decisions on Facts not only on Guts !



STEELMINT APP

For reliable Steel industry intelligence and data

FOR TRIAL

Give A Missed Call on 07961730330

TO DOWNLOAD

or SCAN QR CODE



or VISIT www.steelmint.com/mobile

Steel Industry Intelligence acknowledged by leaders

Indepth • Credible • Independent

Web: www.steelmint.com | Email: info@steelmint.com | Mob: +91 97700 56666

Copyright@ 2009-2020

www.steelmint.com

info@steelmint.com

+91 9770056666

6

Ingot/Billet

REGION	PARTICULAR	INGOT			BILLET			REBAR		
		PRICE	CHANGE	M-O-M	PRICE	CHANGE	M-O-M	PRICE	CHANGE	M-O-M
Indian prices (in INR/MT)					As on 28 Feb 2020					
North India	Ghaziabad	31,200	+ 200	- 800	-	-	-	-	-	-
	Mandi Gobindgarh	31,850	+ 50	- 200	32,200	+ 100	- 350	36,200	+ 100	- 400
	Muzaffarnagar	30,700	0	- 800	-	-	-	34,000	- 100	- 1,000
East India	Durgapur	28,600	0	- 1,300	29,150	+ 50	- 1,200	33,000	- 100	- 1,200
	Rourkela	28,350	- 50	- 450	28,650	- 50	- 600	33,000	0	- 600
Central India	Raigarh	28,350	- 50	- 300	28,700	- 100	- 550	32,900	- 200	- 400
	Raipur	28,800	+ 100	- 300	29,200	0	- 500	33,100	0	- 300
West India	Ahmedabad	30,700	- 450	- 900	30,800	- 550	- 1,200	36,700	- 300	- 700
	Jaipur	30,700	- 50	- 1,200	-	-	-	-	-	-
	Mumbai	30,600	- 200	- 900	31,000	- 300	- 900	35,500	0	- 300
South India	Chennai	30,200	0	- 800	31,000	0	- 500	35,000	+ 200	- 600
	Hyderabad	30,300	0	- 400	30,500	0	- 500	34,500	- 300	- 300
West India	Goa	-	-	-	-	-	-	35,600	+ 100	- 300
South India	Bangalore	-	-	-	-	-	-	34,500	+ 200	- 1,500

All prices are basic, GST @ 18% extra.

Rebar (Medium & Small Scale Producers)

PARTICULAR/DELIVERY	SIZE/GRADE	DELIVERY	PRICE	MIN	MAX	PRICE @ 18% GST	W-O-W	M-O-M	3M-O-M
Indian prices (in INR/MT)			As on 29 Feb 2020						
Ex-Mandi Gobindgarh	12-25 MM	Ex-Works	36,200	36,000	36,400	42,700	+ 100	- 400	+ 2,700
Ex-Muzaffarnagar	12-25 MM	Ex-Works	34,000	33,900	34,100	40,100	- 100	- 1,000	+ 3,400
Ex-Durgapur	12-25 MM	Ex-Works	33,000	32,800	33,200	38,900	- 100	- 1,200	+ 2,100
Ex-Rourkela	12-25 MM	Ex-Works	33,000	32,900	33,100	38,900	0	- 600	+ 3,100
Ex-Raigarh	12-25 MM	Ex-Works	32,900	32,800	33,100	38,800	- 200	- 400	+ 3,400
Ex-Raipur	12-25 MM	Ex-Works	33,100	33,000	33,200	39,100	0	- 300	+ 3,700
Ex-Ahmedabad	12-25 MM	Ex-Works	36,700	36,500	36,800	43,300	- 300	- 700	+ 4,000
Ex-Goa	12-25 MM	Ex-Works	35,600	35,500	35,800	42,000	+ 100	- 300	+ 4,000
Ex-Mumbai	12-25 MM	Ex-Works	35,500	35,300	35,600	41,900	0	- 300	+ 3,800
Ex-Bangalore	12-25 MM	Ex-Works	34,500	34,300	34,700	40,700	+ 200	- 1,500	+ 2,500
Ex-Chennai	12-25 MM	Ex-Works	35,000	34,800	35,200	41,300	+ 200	- 600	+ 3,100
Ex-Hyderabad	12-25 MM	Ex-Works	34,500	34,300	34,600	40,700	- 300	- 300	+ 3,500

Prices last updated on: 2020-02-28 17:11:46,Daily Assessment, Grade-500 Fe, Basic Price GST @ 18% extra ,

Structure (Medium & Small Scale Producers)

REGION/ZONE	PARTICULAR	40 ANGLE	CHANGE	M-O-M	75 CHANNEL	CHANGE	M-O-M	200 BEAM	CHANGE	M-O-M
Indian prices (in INR/MT)								As on 29 Feb 2020		
North India	Ghaziabad	-	-	-	-	-	-	36,300	0	- 900
East India	Durgapur	32,900	+ 100	- 400	35,400	+ 100	- 400	34,400	+ 100	- 400
Central India	Raipur	-	-	-	32,200	0	- 900	33,400	- 100	- 1,300
West India	Ahmedabad	33,700	0	- 1,400	33,700	0	- 1,400	34,700	0	- 1,400
West India	Mumbai	36,300	0	- 600	37,100	0	- 600	37,500	0	- 600
South India	Hyderabad	35,000	- 100	- 500	34,600	- 100	- 500	-	-	-

Indian Structure price assessment frequency has been increased from weekly to daily basis, All prices are basic,Commercial Grade, Basic Price GST @ 18% extra

Ingot - 3.5"*4.5", Commercial Grade	Billet - 100*100, 125*125, S+P> 0.1 % ,	Re-bar - 12mm, Fe 500 Grade Structure - Commercial Grade, 40x40 Angle
-------------------------------------	---	--

Note:- W-O-W -> Week On Week, M-O-M -> Month On Month

Wire Rod

PARTICULAR	SIZE/GRADE	RAIPUR	CHANGE	W-O-W	DURGAPUR	CHANGE	W-O-W
Indian prices (in INR/MT)				As on date 28-Feb-2020			
Wire Rod	5.5 MM	32,500	- 100	+ 200	32,400	0	- 100
Binding Wire	20 Gauge	39,000	- 200	- 200	41,400	0	0
HB Wire	12 Gauge	34,700	- 100	+ 200	34,400	0	- 100
Barbed Wire	12*12 Gauge	41,800	- 100	- 200	44,600	- 200	- 200
GI Wire	12 Gauge	39,800	0	- 200	41,600	- 200	- 200

Weekly Assessment,Commercial Grade, Basic Price GST @ 18% extra

Finished Flat

REGION	PARTICULAR	HRC				CRC			
		PRICE	CHANGE	W-O-W	M-O-M	PRICE	CHANGE	W-O-W	M-O-M
Indian prices (in INR/MT)						As on 28 Feb 2020			
North India	Delhi	38,300	0	0	- 950	43,600	- 200	- 200	+ 100
North India	Ludhiana	38,000	0	0	- 1,500	43,500	0	0	- 250
East India	Kolkata	37,500	- 250	- 250	- 750	43,250	- 250	- 250	- 250
West India	Ahmedabad	39,250	- 500	- 500	- 1,000	45,100	- 150	- 150	- 150
West India	Mumbai	38,300	- 450	- 450	- 1,200	45,000	- 250	- 250	+ 250
South India	Chennai	39,500	- 100	- 100	- 500	45,250	- 500	- 500	- 250
South India	Hyderabad	40,750	- 500	- 500	- 250	44,500	- 500	- 500	- 500

All prices are basic, GST @ 18% extra.

Ferro Alloys

PARTICULAR/DELIVERY	SIZE/GRADE	DELIVERY	PRICE	MIN	MAX	W-O-W	M-O-M	3M-O-M
SILICO MANGANESE	25-150 mm, 60-14	Ex-Durgapur	61,500	NA	NA	- 500	- 3,000	+ 3,000
	60-14	Ex-Raipur	61,250	61,000	61,500	0	- 4,875	+ 4,250
FERRO SILICON	HC 70%	Ex-Guwahati	90,000	NA	NA	0	+ 1,500	+ 23,000
FERRO MANGANESE	HC 70%	Ex-Durgapur	62,500	62,000	63,000	0	- 2,000	+ 2,500
FERRO CHROME	HC 60%	Ex-Jajpur	61,000	NA	NA	- 500	- 4,000	0
CHROME ORE	Friable 54%+	Ex-Odisha (OMC-eAuction)	8,335	NA	NA	- 2,613	- 2,613	- 3,454

Prices last updated on: 2020-02-28,OMC E-Auction Prices Including Royalty

FERRO CHROME	10-150mm, HC 60%, India	CNF China	¢62/lb	NA	NA	0	0	- 4
FERRO MANGANESE	HC 75%	FOB India	\$925	NA	NA	0	- 25	+ 55
SILICO MANGANESE	65-16	FOB India	\$970	NA	NA	- 10	- 20	+ 110

Prices last updated on: 2020-02-24,Weekly Assessment

Note:- W-O-W -> Week On Week, M-O-M -> Month On Month

Global Prices

China

COMMODITY	PARTICULAR	GRADE/SIZE	PRICE	CHANGE	W-O-W	M-O-M	3M-O-M
Export							
Billet	FOB China	125*125, BF Grade	\$398	- 29	- 29	- 83	- 95
TMT (Re-Bar)	FOB China	Commerical	\$442	0	+ 2	- 30	- 35
Wire Rod	FOB China	5.5mm	\$462	- 3	- 5	- 25	- 12.5
HRC	FOB China	2.5mm	\$480	+ 10	+ 10	- 23	+ 12
CRC	FOB China	0.90 mm	\$513	+ 3	+ 3	- 32	- 7

Import

Iron Ore	CNF China	Lumps Fe 64/63%, South Africa	\$102	- 2	- 5	- 2	+ 4
Iron Ore	CNF China	Fines Fe 62%, Australia	\$85	0	- 7	+ 2	- 4
Pellets	CNF China	6-20mm, BF Grade	\$122	- 2	- 2	- 8	+ 5
Coking Coal	CNF China	Premium HCC, Australia	\$169.25	+ 4.25	+ 4.25	+ 6.25	+ 24.25
Mill Scale	CNF China	70/68%	NA	NA	NA	NA	NA
FeCr	CNF China	HC 60%	ø62/lb	0	0	0	- 4
Mn Ore	CNF China	Mn 46% Lumps, Australia	\$5.2/dmtu	+ 0.2	0	0	+ 0.9
Mn Ore	CNF China	Mn 38%, South Africa	\$4.6/dmtu	0	0	0	+ 1.15

CIS Nations

COMMODITY	PARTICULAR	GRADE/SIZE	PRICE	CHANGE	W-O-W	M-O-M	3M-O-M
Export							
Billet	FOB Black Sea	125*125, BF Grade	\$398	+ 5	+ 5	+ 6.25	+ 2.5
Slabs	FOB Black Sea	Commercial	\$420	- 3	- 3	- 8	+ 37
Pig Iron	FOB Black Sea	Steel Grade	\$318	0	0	- 4	+ 13
TMT (Re-Bar)	FOB Black Sea	Commercial	\$432	0	+ 2	+ 12	+ 27
HRC	FOB Black Sea	2.5mm	\$470	0	0	- 13	+ 60
CRC	FOB Black Sea	0.90mm	\$540	0	0	- 5	+ 75

Japan/Korea

COMMODITY	PARTICULAR	GRADE/SIZE	PRICE	CHANGE	W-O-W	M-O-M	3M-O-M
Export							
HRC	FOB Korea	2.5mm	\$485	0	0	- 18	+ 30
Import							
FeCr	CNF Japan	HC 60%	ø66/lb	0	0	0	- 4

Note:- W-O-W -> Week On Week, M-O-M -> Month On Month, All prices are weekly assessment, Iron Ore are daily assessment

India

COMMODITY	PARTICULAR	GRADE/SIZE	PRICE	CHANGE	W-O-W	M-O-M	3M-O-M
-----------	------------	------------	-------	--------	-------	-------	--------

Export

Iron Ore	FOB India	Fines, Fe 58/57%	NA	NA	NA	NA	NA
Mill Scale	FOB India	70/68%	NA	NA	NA	NA	NA
Billet	FOB India	95*95mm	\$405	+ 3.33	+ 3.33	- 17.5	- 6
Billet	FOB India	150*150mm	\$400	+ 3.33	+ 3.33	- 17.5	- 6.5
Pig Iron	FOB India	Steel Grade	\$330	- 15	- 15	- 10	+ 20
HRC	FOB India	2.5mm	\$498	- 5	- 5	- 40	+ 28
CRC	FOB India	0.9mm	\$545	- 10	- 10	- 38	+ 37
SiMn	FOB India	60/14%	\$880	- 10	- 10	- 40	+ 100
FeMn	FOB India	HC 75%	\$925	0	0	- 25	+ 55
FeSi	FOB Bhutan	70-75%	\$1,300	0	0	+ 100	+ 320

Import

Iron Ore	CNF India	Lumps Fe 64%, South Africa	\$107.5	0	0	0	+ 17.5
Scrap	CNF India	HMS 1&2 ,Middle East	\$298	0	+ 8.25	+ 23	+ 26.75
Scrap	CNF India	Shredded, Europe	\$314	+ 6	+ 13.5	+ 16	+ 29.25
Coking Coal	CNF India	Premium HCC, Australia	\$169.5	+ 4.9	+ 4.9	+ 3.2	+ 22.25
Non-Coking Coal	CNF India	RB2 5500 NAR, South Africa	NA	NA	NA	NA	NA
Met Coke	CNF India	62%, China	NA	NA	NA	NA	NA
Pellets	CNF India	6-20mm, BF Grade	NA	NA	NA	NA	NA
Wire Rod	CNF India	5.5mm, China	\$470	0	+ 5	- 14	- 7
HRC	CNF India	2.5mm, China	\$505	+ 10	+ 10	- 23	+ 12
HRC	CNF India	2.5mm, Korea	\$503	- 2	- 2	- 30	+ 15
CRC	CNF India	0.90mm, China	\$538	+ 3	+ 3	- 32	- 7
HR Plate	CNF India	A 36	NA	NA	NA	NA	NA
Mn Ore	CNF India	Mn 38%, South Africa	\$4.6/dmtu	0	0	0	+ 1.15

Europe & US

COMMODITY	PARTICULAR	GRADE/SIZE	PRICE	CHANGE	W-O-W	M-O-M	3M-O-M
-----------	------------	------------	-------	--------	-------	-------	--------

Export

Pig Iron	FOB Brazil	Steel Grade	\$327	0	0	+ 9.5	+ 15
----------	------------	-------------	-------	---	---	-------	------

Import

Scrap	CFR Turkey	HMS (80:20), US	\$280	0	+ 1	+ 8	+ 3
HRC	CIF Europe	2.5mm	\$520	+ 10	+ 10	- 23	+ 12

Middle East & Africa

COMMODITY	PARTICULAR	GRADE/SIZE	PRICE	CHANGE	W-O-W	M-O-M	3M-O-M
-----------	------------	------------	-------	--------	-------	-------	--------





























































Export

Iron Ore	FoB South Africa	Lumps, Fe 64/63%	NA	NA	NA	NA	NA
Non Coking Coal	FoB South Africa	RB2 5500 NAR	NA	NA	NA	NA	NA

Import

Billet	CNF Dubai	125*125, China	NA	NA	NA	NA	NA
HRC	CNF Dubai	2.5mm, China	\$500	- 33	- 33	- 35	+ 45

Note:- W-O-W -> Week On Week, M-O-M -> Month On Month, All prices are weekly assessment, Iron Ore are daily assessment

Live Tenders						
Company	Type	Grade	Quantity	Expiry Date	Location	View
Billet						
RINL	Sell	Billet	20,000 MT	03 Mar, 2020	 Vishakhapatnam, Andhra Pradesh, India	
Bloom						
SAIL	Sell	Bloom	2,267 MT	03 Mar, 2020	 Haldia, West Bengal, India	
SAIL	Sell	Bloom	2,583 MT	06 Mar, 2020	 Kolkata, West Bengal, India	
Coal						
RINL	Buy	Low Ash Coking Coal	4 MnT	30 Oct, 2020	 Visakhapatnam, Andhra Pradesh, India	
RINL	Sell	Bloom	40,000 MT	03 Mar, 2020	 Vishakhapatnam, Andhra Pradesh, India	
SAIL	Sell	Melting Scrap	973 MT	05 Mar, 2020	 Dhanbad, Jharkhand, India	
JSMDC	Sell	ROM & Hand Picked	50,000 MT	03 Mar, 2020	 Ranchi, Jharkhand, India	
WCL	Sell	Non Coking Coal	549,000 MT	03 Mar, 2020	 Nagpur, Maharashtra, India	
CCL	Sell	Coal	3 MnT	05 Mar, 2020	 Ranchi, Jharkhand, India	
Mahanadi Coalfields Limited (MCL)	Sell	Non Coking Coal	900,000 MT	03 Mar, 2020	 Sambalpur, Odisha, India	
Mahanadi Coalfields Limited (MCL)	Sell	Coal	1 MnT	03 Mar, 2020	 Sambalpur, Odisha, India	
Coke						
RINL	Sell	Nut Coke	10,600 MT	02 Mar, 2020	 Vishakhapatnam, Andhra Pradesh, India	
Crc						
SAIL	Sell	CRC	313 MT	03 Mar, 2020	 Kolkata, West Bengal, India	
Fines/lumps						
SAIL	Sell	Kiriburu Iron Ore Fines Size: [-10 mm] Fe:62% (Indicative)	200,000 MT	17 Mar, 2020	 Kolkata, West Bengal, India	
SAIL	Sell	Meghahatuburu Iron Ore Fines Size: [-10 mm] Fe:62% (Indicati	300,000 MT	13 Mar, 2020	 Kolkata, West Bengal, India	
SAIL	Sell	text	1 MT	17 Mar, 2020	 Kolkata, West Bengal, India	
SAIL	Sell	Gua Iron Ore Fines (From old dump) Size: [-10 mm] Fe:60% (In	500,000 MT	25 Mar, 2020	 Kolkata, West Bengal, India	
SAIL	Sell	Iron Ore Rajhara Mine	28,000 MT	16 Mar, 2020	 Bhilai, Chattisgarh, India	
RINL	Buy	Iron ore fines	1 MnT	15 May, 2020	 Vishakhapatnam, Andhra Pradesh, India	
MMTC	Buy	Iron ore fines	1 MT	31 Mar, 2020	 Bhubaneswar, Odisha, India	
SAIL	Sell	Iron ore fines	28,000 MT	25 Mar, 2020	 Bhilai, Chattisgarh, India	
SAIL	Sell	Fines	100,000 MT	19 Mar, 2020	 Kolkata, West Bengal, India	
MSTC	Sell	Iron Ore	876,000 MT	04 Mar, 2020	 Bangalore, Karnataka, India	
MSTC	Sell	Iron ore	275,000 MT	04 Mar, 2020	 Bangalore, Karnataka, India	
SAIL	Sell	Barsua Iron Ore Fines	100,000 MT	20 Mar, 2020	 Kolkata, West Bengal, India	
Galvanized						
SAIL	Sell	GC	126 MT	02 Mar, 2020	 Kanpur, Uttar Pradesh, India	
Hrc						
RINL	Buy	Steel Straps	2,300 MT	07 Mar, 2020	 Vishakhapatnam, Andhra Pradesh, India	
TATA Steel	Sell	HRC	546 MT	02 Mar, 2020	 Faridabad, Haryana, India	
Manganese Ore						
MSTC	Sell	Manganese Ore	14,616 MT	29 Feb, 2020	 Bangalore, Karnataka, India	
Melting Scrap						
NTPC	Sell	Melting Scrap	1,284 MT	10 Mar, 2020	 Vishakhapatnam, Andhra Pradesh, India	

[View All](#)



Some of
our Precious
Clients

.....and we are trying harder

REPORTS

Daily Steel Report
Ironore Insight
Coal Review
Scrap Insight
Semi Finished And Finished
Long
Finished Flat
Ferro Alloys Insight

SERVICES

Steel Prices
Steel News
Archive Data
Tenders
Expert Comments

Market Tracker
Statistics
Logistics
Events
Plant & Machinery For sale
Global Steel Prices

SUBSCRIPTION/ TRIALS

www.steelmint.com
Ph: +919770056666
Email: info@steelmint.com

Bank Account Details
HDFC Bank, Raipur
Account Number - 01522560009922
IFSC Code - HDFC0000152

IDBI Bank, Raipur
Account Number - 0049102000048888
IFSC Code - IBKL0000851

OFFICES

SteelMint, Raipur
301, Jeevan Parisar
Rajeev Nagar, Raipur(C.G) - 492007
Telefax: +91-9770056666

SteelMint, Kolkata
Block A-11, 4th Floor,
FMC Fortuna Building,
234/ 3A AJC Bose Road
Kolkata -700020
Telefax: +91-7044070530

Disclaimer: SteelMint has taken due care and caution in compilation of content for its web site. Information is just for reference not intended for trading purpose or to address your particular requirement. The content includes facts, views, and opinions are of individuals and not that of the website or its management. We and our content licensors are not giving investment advice, tax advice, legal advice, or other professional advice. We and our content licensors do not guarantee or warrant the accuracy, completeness or timeliness of, or otherwise endorse these views, and opinions.

Users/Visitors have to make their own decisions based on their own independent enquiries, appraisals, judgement, wisdom and risks. SteelMint and its affiliates, or their employees, directors or agents shall not be liable or responsible for any loss or costs or any action whatsoever arising out of use or relying on the spot prices disseminated.

For details view [terms and condition](#).