

TAKE  
BUSINESS  
DECISIONS ON  
**FACTS**  
NOT ONLY ON  
**GUTS**

Steelmint Launches

India Domestic Billet

# Price Index EXW Raipur



- ✓ Credible & Transparent Prices
- ✓ Robust Methodology & Rationale
- ✓ IOSCO compliance
- ✓ Independent view of the market
- ✓ Enabling informed conversations & negotiations

# China pellet demand soars as economy recovers

Jul 29, 2020 12:19

China lifted iron ore pellet imports by 79% y-o-y in the January-June period to 21.41mn t, with all major suppliers shipping more volumes. China's steel demand and production was the quickest to recover globally from pandemic-related lockdown. Once restrictions were eased in March, stimulus spending on infrastructure and recovery in real estate and manufacturing sectors lifted steel demand sharply, leading to robust demand and higher prices of iron ore. India retained its pole position as

[Continued](#)China&

## Snap Shot - Global Prices (USD/MT)

COMMODITY	PARTICULAR	SIZE,GRADE	AS ON	PRICE	CHANGE	1M	3M
Iron Ore Fines <sup>1</sup>	China Imports	Fines, Fe 61.5%	29 JUL   10.38 IST	\$104	0	+ 7	+ 24
Iron Ore Lumps <sup>1</sup>	Indian Imports	Lumps, Fe 64%	29 JUL   10.38 IST	\$117	0	+ 9.5	+ 9.5
Pellets ( Brazil ) <sup>2</sup>	China Imports	6-20 mm, Fe 65%	29 JUL   19.24 IST	\$128	+ 4	+ 6	+ 14.5
Pellets ( India ) <sup>2</sup>	China Imports	6-20 mm, Fe 64%	29 JUL   19.24 IST	\$112.5	- 3	+ 4	+ 13
Coking <sup>2</sup>	Australia Exports	Premium HCC	27 JUL   16.04 IST	\$112	+ 0.62	- 4	+ 1.5
Met Coke <sup>2</sup>	India Imports	64% CSR	27 JUL   16.06 IST	\$279	- 1.5	- 15	+ 14
Non Coking <sup>2</sup>	India Imports	RB2	27 JUL   14.22 IST	\$49	- 3.25	- 4	+ 5
Scrap <sup>2</sup>	India Imports	Shredded	29 JUL   18.31 IST	\$290	0	+ 11.2	+ 32
Scrap <sup>2</sup>	Turkey Imports	HMS 1&2	29 JUL   18.31 IST	\$273	0	+ 15.5	+ 26.33
Scrap <sup>2</sup>	Pakistan Imports	Shredded	29 JUL   18.31 IST	\$300	0	+ 23.4	+ 35
Scrap <sup>2</sup>	Bangladesh Imports	Shredded	29 JUL   18.31 IST	\$300	0	+ 10	+ 27
Scrap ( Ship Breaking ) <sup>2</sup>	India Imports	Containers	25 JUL   10.49 IST	\$315	0	+ 20	NA
Billet <sup>2</sup>	India Exports	150*150, 3SP/4SP	28 JUL   20.48 IST	\$403	+ 6.5	+ 25	+ 48
Billet <sup>2</sup>	China Exports	150*150, Q235	28 JUL   20.48 IST	\$419	- 3.5	+ 13	+ 37
Billet <sup>2</sup>	Russia Exports	130*130, 3SP	28 JUL   20.48 IST	\$380	+ 7	+ 14.67	+ 40
Billet <sup>2</sup>	Iran Exports	130*130, 3SP	28 JUL   20.48 IST	\$380	0	+ 8.67	+ 32
Sponge Iron <sup>2</sup>	India Exports	Lumps, FeM 80	25 JUL   13.57 IST	\$278	+ 10	+ 19	+ 9
Pig Iron <sup>2</sup>	India Exports	Steel Grade	21 JUL   11.27 IST	\$330	+ 10	+ 15	+ 45
Pig Iron <sup>2</sup>	Russia Exports	Steel Grade	21 JUL   11.27 IST	\$318	0	+ 5	+ 38
HRC <sup>2</sup>	China Exports	3-12mm, SS400	28 JUL   13.50 IST	\$485	+ 7	+ 40	+ 82
HRC <sup>2</sup>	India Exports	2.5 mm, SAE1006	28 JUL   13.50 IST	\$475	+ 10	+ 30	+ 85
HRC <sup>2</sup>	South Korea Exports	1.6-2.5mm, SAE 1006	28 JUL   13.50 IST	\$453	0	+ 8	+ 51
HRC ( China ) <sup>2</sup>	Vietnam Imports	2-3mm, SAE 1006	28 JUL   13.50 IST	\$483	0	+ 15	+ 75
CRC <sup>2</sup>	India Exports	0.9 mm, IS 513 Gr.O	28 JUL   12.52 IST	\$513	0	+ 38	+ 60
CRC <sup>2</sup>	China Exports	0.90mm, SPCC	28 JUL   12.52 IST	\$510	+ 7	+ 15	+ 67
HR Plate <sup>2</sup>	China Exports	5-10mm, SS 400	29 JUL   14.30 IST	\$485	- 3	+ 2	+ 42
GP <sup>2</sup>	China Exports	DX51D+z80, Width 1,000-1,500 mm, thickness 0.5-2mm	23 JUL   11.13 IST	\$573	+ 8	+ 8	+ 60
Silico Manganese <sup>2</sup>	India Exports	65-16	27 JUL   18.01 IST	\$840	- 5	- 70	- 210
Ferro Chrome <sup>2</sup>	China Import	10-150mm, HC 60%	29 JUL   17.13 IST	¢66.5/lb	0	- 0.5	+ 1.5
Manganese Ore <sup>2</sup>	India Imports	Lumps, Mn 37%	25 JUL   15.23 IST	\$3.95/dmtu	- 0.1	- 0.75	- 2.5
Ferro Manganese <sup>2</sup>	India Exports	HC 75%	22 JUL   19.12 IST	\$835	- 25	- 65	NA
Ferro Silicon <sup>2</sup>	Bhutan Exports	70%	23 JUL   19.37 IST	\$1,100	0	0	NA

1-Daily Assessment, 2-Weekly Assessment, 3-Monthly Assessment, W-O-W:Week On Week, 1M: Change over last month, 3M: Change over last 3 months

Bangladesh: Dull sentiments in finished steel market keep imported scrap trades low

Imported scrap trades to Bangladesh remained majorly stable this week due to dull finished steel demand. Also, locally available shipyard scrap remained a preference over the imported ...


ON: 2020-07-29    Category: Scrap & Metallics    [Read More](#)



China: Billet imports rise significantly; India emerges as the 2nd largest exporter

Chinese billet imports increased over ten-folds to 5.27 mn t in H1 CY'20 Imports from India amounted to ~1 mn t grabbing 2nd position after Russia During H1 CY20, the billet imports ...

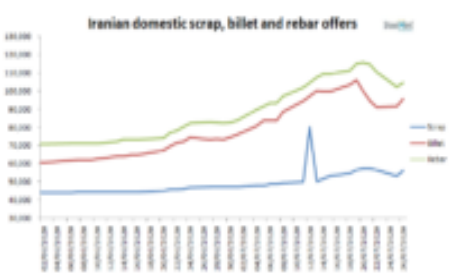
ON: 2020-07-29    Category: Semi Finished    [Read More](#)



Iranian domestic billet volatile on USD-IRR fluctuations

Iranian billet offers were volatile last week (18-24 July) as steelmakers revised offer prices in line with fluctuations in the USD/Iranian rial (IRR) exchange rate. Steelmakers increa...

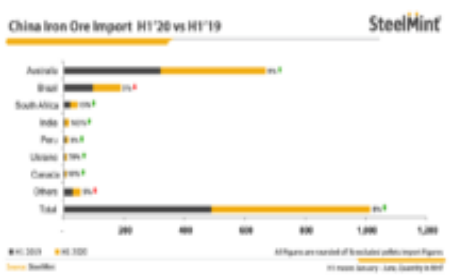
ON: 2020-07-29    Category: Semi Finished    [Read More](#)



Chinese iron ore imports up 8% in H1 CY'20

China's iron ore imports in H1CY'20 increased by 8% y-o-y to 526 mn t amid higher production by steel mills post-lockdown. Imports from Australia picked up by 9% at about 348 mn t in ...

ON: 2020-07-29    Category: Iron Ore    [Read More](#)



China pellet demand soars as economy recovers

China lifted iron ore pellet imports by 79% y-o-y in the January-June period to 21.41mn t, with all major suppliers shipping more volumes. China's steel demand and production was the q...

ON: 2020-07-29    Category: Iron Ore    [Read More](#)



WEEKLY: China's ferro chrome prices at 3-m low on quiet market

The price of high-carbon ferrochrome with 55% Cr content in North China's Inner Mongolia fell to its nearly three-month low as of July 24, and trading was thin last week as the market ...

ON: 2020-07-29    Category: Ferro Alloy    [Read More](#)



[more news](#)

# India: Domestic HRC price gains amid tight supply

Jul 29, 2020 19:44

Traded prices of domestic HRC cargoes reported an increase of 2062, 2.5 - 8mm) prices were at INR 37,500-38,250/t (ex- Mumbai), INR 37,000-38,000/t (ex-Delhi) and INR 38,500-39,000/t (ex-Chennai). CRC (0.9 mm IS513 GR) prices were assessed at INR 42,500-43,500/t (ex- Mumbai), INR 43,500-44,500/t (ex- Chennai) a

INR 500-1,000/t (\$7- 13) this week, as Indian mills increased prices yesterday. Tight stocks with mills also supported prices. SteelMint’s assessments of HRC and CRC prices- HRC (IS

[Continued](#)

## Snap Shot - Indian Domestic Prices (INR/MT)

COMMODITY	PARTICULAR	SIZE,GRADE	AS ON	PRICE	CHANGE	1M	3M
Fines/lumps <sup>2</sup>	Iron Ore Index	5-18 mm, Fe 63%, DR Grade	23 JUL   17.01 IST	4,100	+ 100	+ 650	+ 400
Fines/lumps <sup>2</sup>	Iron Ore Index	0-10 mm, Fe 63%	23 JUL   17.01 IST	2,350	+ 300	+ 500	+ 450
Iron Ore <sup>3</sup>	NMDC	6-40 mm, Fe 65.5%	01 JUL   12.10 IST	2,450	+ 200	+ 200	- 200
Iron Ore <sup>3</sup>	NMDC	0 -10 mm, Fe 64%	01 JUL   12.10 IST	2,160	+ 200	+ 200	- 200
Pellets <sup>2</sup>	Raipur	6-20 mm, Fe 64/63%	28 JUL   17.54 IST	6,800	+ 475	+ 900	+ 950
Pellets <sup>2</sup>	Bellary	6-20 mm, Fe 63%	28 JUL   17.54 IST	6,500	+ 750	+ 850	+ 175
Coal <sup>2</sup>	Ex-India (East)	25-90 MM, Met Coke, Blast Furnace	23 JUL   17.47 IST	18,500	0	- 500	- 4,000
Mill Scale <sup>2</sup>	FoR-Kandla	Fines, Fe 70/68%	27 JUL   17.29 IST	3,250	0	+ 500	NA
Scrap <sup>1</sup>	Ex-Mumbai	HMS	29 JUL   17.07 IST	22,300	+ 200	+ 2,300	- 200
Scrap <sup>1</sup>	Ex-Alang	HMS	29 JUL   17.07 IST	22,700	- 200	+ 1,900	+ 100
Pig Iron <sup>1</sup>	Ex-Cuttack	-	-	-	-	-	-
Pig Iron <sup>1</sup>	Ex-Ludhiana, Foundary	Foundry Grade	29 JUL   15.51 IST	31,800	+ 100	+ 1,200	+ 1,400
Sponge Iron <sup>1</sup>	Ex-Raipur	Mix, FeM 80%, +/-1	29 JUL   17.04 IST	18,600	0	+ 1,600	+ 1,000
Sponge Pellet <sup>1</sup>	Ex-Raipur	Lumps, FeM 80%, +/-1	29 JUL   17.04 IST	17,700	0	+ 1,700	+ 950
Billet <sup>1</sup>	Ex-Mumbai	100x100mm, IS 2831	29 JUL   18.04 IST	29,500	0	+ 2,100	+ 700
Billet <sup>1</sup>	Ex-Raipur	100x100mm, IS 2831	29 JUL   18.04 IST	28,900	- 300	+ 1,500	+ 2,500
TMT (Re-Bar) Secondary mills <sup>1</sup>	Ex-Mumbai	12-25mm, Induction Grade, IS 1786- 500 Fe	29 JUL   16.56 IST	32,200	+ 100	+ 600	NA
TMT (Re-Bar) Secondary mills <sup>1</sup>	Ex-Delhi/NCR	12-25mm, Induction Grade, IS 1786- 500 Fe	29 JUL   16.56 IST	33,700	- 100	- 500	NA
Structure <sup>1</sup>	Ex-Mumbai	40*40 Angle, Commercial Grade	29 JUL   16.57 IST	34,600	+ 100	+ 600	- 400
Wire Rod <sup>1</sup>	Ex-Raipur	5.5 mm, Wire Rod, Induction grade	29 JUL   16.19 IST	32,700	- 100	+ 2,200	+ 2,100
HRC <sup>2</sup>	Ex-Delhi	2.5-8mm, IS2062	29 JUL   19.33 IST	37,500	+ 750	+ 1,850	NA
HRC <sup>2</sup>	Ex-Mumbai	2.5-8mm, IS2062	29 JUL   19.33 IST	37,800	+ 800	+ 2,050	+ 50
CRC <sup>2</sup>	Ex-Delhi	0.90mm, IS 513 Gr O	29 JUL   16.55 IST	43,250	+ 1,000	+ 2,750	NA
CRC <sup>2</sup>	Ex-Mumbai	0.90mm, IS 513 Gr O	29 JUL   16.55 IST	43,000	+ 400	+ 2,000	- 1,750
HR Plate <sup>2</sup>	Ex-Mumbai	5-10mm, IS2062	29 JUL   16.58 IST	37,800	+ 1,800	+ 2,550	NA
GP <sup>2</sup>	Ex-Mumbai	0.8mm, 120 GSM	25 JUL   17.03 IST	46,500	0	- 1,000	NA
Silico Manganese <sup>2</sup>	Ex-Raipur	60-14	27 JUL   18.00 IST	60,000	- 500	- 2,000	- 9,333
Ferro Manganese <sup>2</sup>	Ex-Raipur	HC 70%	22 JUL   19.11 IST	59,500	- 1,500	- 3,000	NA
Ferro Chrome <sup>2</sup>	Ex-Jajpur	HC 60%	29 JUL   17.12 IST	61,000	0	- 2,500	- 1,000
Manganese Ore <sup>2</sup>	Ex Balaghat, MOIL	Lumps, Mn 37%, Fe 7.5%	20 JUL   16.07 IST	13,316	NA	NA	NA
Chrome Ore <sup>2</sup>	Ex-Odisha OMC, E-auction	Lumps, Friable 48-50%	09 JUN   15.52 IST	8,407	NA	+ 1,882	+ 1,061

\*Basic Price GST @ 18% extra

1-Daily Assessment, 2-Weekly Assessment, 3-Monthly Assessment, W-O-W: Week On Week, 1M: Change over last month, 3M: Change over last 3 months

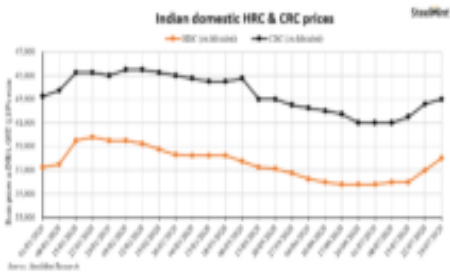


India: Domestic HRC price gains amid tight supply

Traded prices of domestic HRC cargoes reported an increase of INR 500-1,000/t (\$7- 13) this week, as Indian mills increased prices yesterday. Tight stocks with mills also supported pri...

ON: 2020-07-29    Category: Finish Flat

[Read More](#)



Indian pellet export deals turn slow on rising domestic prices

SteelMint's pellet index (FoB east cost India) has come down by \$3.5/t w-o-w to \$100/t on Wednesday (i.e 29th Jul) on lower bids from China. As domestic sales fetched better realizati...

ON: 2020-07-29    Category: Iron Ore

[Read More](#)

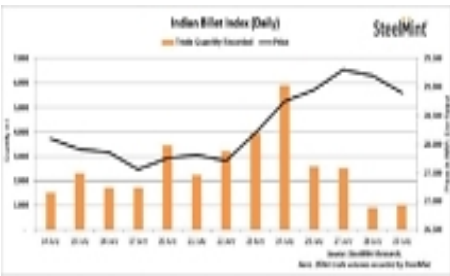


SteelMint billet index - falls by INR 300/t on limited trades - 29th Jul

SteelMint billet index (Exw Raipur) has been assessed at INR 28,900/t (-300), Exw Raipur on 29th July, 18:00 IST. This index has been derived based on transactions, offers, bids, and ...

ON: 2020-07-29    Category: Semi Finished

[Read More](#)



Indian DRI, billet & rebar update- 29 July '20

Indian steel market observed volatility today. According to the daily assessment sponge iron prices marginally increased by INR 50-100/t in most of the regions however it fell by INR 5...

ON: 2020-07-29    Category: Semi Finished

[Read More](#)

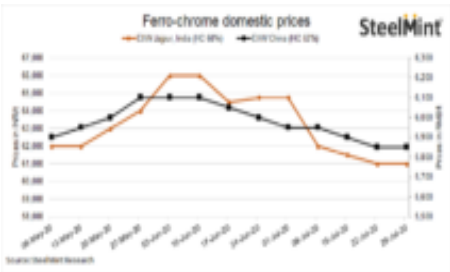


India: Ferro chrome prices may start to gain soon

Indian ferro chrome prices have bottomed out and the prices are currently at INR 61,000/t since last few weeks. Although, the demand is yet to recover by a considerable amount. However...

ON: 2020-07-29    Category: Ferro Alloy

[Read More](#)



[more news](#)

Iron Ore

PARTICULAR/DELIVERY	SIZE/GRADE	DELIVERY	PRICE	MIN	MAX	W-O-W	1M	3M
Indian prices (in INR/MT)						As on Week 31 ( 27 Jul - 02 Aug )		
NMDC	6-40 mm, Fe 65.5%	F.O.R Siding	2,450	2,450	2,450	+ 200	+ 200	- 200
NMDC	0 -10 mm, Fe 64%	F.O.R Siding	2,160	2,160	2,160	+ 200	+ 200	- 200
Fines, Karnataka e-auction	0 -5 mm, Fe 60%	Ex-Mines	1,320	1,320	1,320	- 80	- 80	- 660
Lumps, Karnataka e-auction	10-20mm, Fe 63%	Ex-Mines	2,560	2,560	2,560	+ 60	+ 60	- 700
Odisha Iron Ore Index	5-18 mm, Fe 63%, DR Grade	Ex-mines	4,100	4,000	4,200	+ 100	+ 650	+ 400
Odisha Iron Ore Index	0-10 mm, Fe 63%	Ex-mines	2,350	2,300	2,400	+ 300	+ 500	+ 450
Odisha Iron Ore Index	10-30mm, Fe 63%, BF Grade	Ex-mines	3,550	3,500	3,600	+ 100	+ 550	NA

Prices last updated on: 2020-07-23,Odisha index prices are ex-mines & inclusive of Royalty, DMF & NMET; NMDC Royalty, DMF & other taxes extra, Karnataka Prices in INR/MT, Royalty@15%

Global prices (in USD/MT)								
As on 30 Jul 2020								
CNF China	Fines, Fe 61.5% (Australia Origin), Australia	-	\$104	NA	NA	0	+ 7	+ 24
CNF India	Lumps, Fe 64% (South Africa origin), South Africa	-	\$117	\$115	\$120	0	+ 9.5	+ 9.5

Prices last updated on: 2020-07-29 10:38:54,Prices on DMT basis (Daily Assessment) , India- Single Port Loading , FOB prices including demurrage , June to November: Moisture@ 10% , December to May: Moisture@ 8% , Or, actual moisture as per cargo certificate submitted by shipper to be adjusted

Pellets

Indian prices (in INR/MT)						As on Week 31 ( 27 Jul - 02 Aug )		
Ex-Barbil	6-20 mm, Fe 64/63%	FOR Siding	6,050	6,000	6,100	+ 100	+ 175	+ 900
Ex-Durgapur	6-20 mm, Fe 63%	Ex-Works	6,500	6,500	6,500	+ 400	+ 850	NA
Ex-Raipur	6-20 mm, Fe 64/63%	Ex-Works	6,800	6,800	6,800	+ 475	+ 900	+ 950
Ex-Bellary	6-20 mm, Fe 63%	Ex-Works	6,500	6,400	6,600	+ 750	+ 850	+ 175

Prices last updated on: 2020-07-28,Weekly Assessment, GST @ 5% extra., Barbil and Kandla - Prices Loaded to Wagons

Global prices (in USD/MT)								
As on Week 31 ( 27 Jul - 02 Aug )								
CNF China	6-20 mm, Fe 64% (India Origin), India	-	\$112.5	\$112	\$113	- 3	+ 4	+ 13
	6-20 mm, Fe 65% (Brazil Origin), Brazil	-	\$128	NA	NA	+ 4	+ 6	+ 14.5
FOB India	6-20 mm, Fe 64%	-	\$100	NA	NA	- 3.5	+ 2	+ 7

Prices last updated on: 2020-07-29,

Coal

Global prices (in USD/MT)								
As on Week 31 ( 27 Jul - 02 Aug )								
FOB Australia	Premium HCC	-	\$112	NA	NA	+ 0.62	- 4	+ 1.5

Prices last updated on: ,

Scrap

Indian prices (in INR/MT)						As on 30 Jul 2020		
Ex-Alang	HMS(80:20)	Ex-Yard	22,700	22,600	22,800	- 200	+ 1,900	+ 100
Ex-Mumbai	HMS(80:20)	DAP	22,300	22,200	22,500	+ 200	+ 2,300	- 200
Ex-Chennai	HMS(80:20)	DAP	22,000	21,800	22,100	0	+ 700	+ 200
Ex-Alang	HMS(80:20), Ship Breaking	Ex-Yard	22,700	22,600	22,800	- 200	+ 1,900	+ 700

Prices last updated on: 2020-07-29 10:58:35,Daily Assessment , Basic Price GST @ 18% extra,

Global prices (in USD/MT)								
As on Week 31 ( 27 Jul - 02 Aug )								
CNF India	HMS 1&2(80:20) (Containers, Europe Origin), Europe	-	\$258	\$256	\$260	0	+ 5.2	NA
	Shredded (Containers, Europe Origin), Europe	-	\$290	\$287	\$293	0	+ 11.2	+ 32
CNF Turkey	HMS 1&2(80:20) (Bulk, US Origin), USA	-	\$273	\$270	\$276	0	+ 15.5	+ 26.33

Prices last updated on: 2020-07-29,Weekly Assessment

Note:- W-O-W: Week On Week, 1M: Change over last month, 3M: Change over last 3 months

## Sponge

REGION	PARTICULAR	SPONGE IRON (C-DRI)				PELLET SPONGE (P-DRI)			
		PRICE	CHANGE	W-O-W	1M	PRICE	CHANGE	W-O-W	1M
Indian prices (in INR/MT) <span>As on 29 Jul 2020</span>									
East India	Durgapur	19,150	+ 50	+ 1,400	+ 2,550	18,250	+ 50	+ 1,500	+ 2,650
East India	Rourkela	17,850	- 50	+ 1,350	+ 1,950	-	-	-	-
Central India	Raigarh	18,450	+ 50	+ 1,600	+ 1,850	17,400	- 100	+ 1,500	+ 1,800
Central India	Raipur	18,600	0	+ 1,300	+ 1,600	17,700	0	+ 1,300	+ 1,700
South India	Bellary	17,700	0	+ 1,700	+ 2,300	17,600	+ 100	+ 1,800	+ 2,400
South India	Hyderabad	-	-	-	-	18,100	+ 100	+ 1,900	+ 2,500

All prices are basic, GST extra.

## Scrap

PARTICULAR/DELIVERY	SIZE/GRADE	DELIVERY	PRICE	MIN	MAX	W-O-W	1M	3M
Indian prices (in INR/MT) <span>As on 30 Jul 2020</span>								
Ex-Mandi	HMS(80:20), Old Scrap	DAP	21,500	21,300	21,700	- 100	+ 700	+ 900
Ex-Durgapur	HMS(80:20)	DAP	24,500	24,300	24,700	+ 300	+ 1,700	+ 2,500
Ex-Raipur	HMS(80:20)	DAP	23,200	23,100	23,400	0	+ 1,400	+ 1,200
Ex-Raipur	End Cutting	DAP	24,500	24,400	24,700	0	+ 1,700	+ 1,500
Ex-Ahmedabad	HMS(80:20)	DAP	22,100	21,900	22,300	0	+ 1,100	+ 100
Ex-Mumbai	HMS(80:20)	DAP	22,300	22,200	22,500	+ 200	+ 2,300	- 200
Ex-Chennai	HMS(80:20)	DAP	22,000	21,800	22,100	0	+ 700	+ 200
Ex-Hyderabad	HMS, Commercial Grade	DAP	18,800	18,700	18,900	+ 500	+ 2,000	+ 300

Prices last updated on: 2020-07-29 17:07:41, Daily Assessment , Basic Price GST @ 18% extra,

## Pig Iron

Indian prices (in INR/MT) <span>As on 30 Jul 2020</span>								
Ex-Ludhiana	Steel Grade	Ex-Works	28,900	28,800	29,000	+ 100	+ 1,300	+ 500
Ex-Durgapur	Steel Grade	Ex-Works	26,500	26,300	26,700	+ 300	+ 2,300	+ 1,900
Ex-Rourkela	Steel Grade	Ex-Works	25,950	25,900	26,000	0	+ 3,350	NA
Ex-Raigarh	Steel Grade	Ex-Works	26,800	26,700	26,900	+ 400	+ 3,400	+ 1,200
Ex-Raipur	Steel Grade	Ex-Works	26,800	26,700	26,900	+ 300	+ 3,300	+ 500
Ex-Ludhiana	Foundry Grade	Ex-Works	31,800	31,700	31,900	+ 100	+ 1,200	+ 1,400

Prices last updated on: 2020-07-29 15:51:20, Indian pig iron price assessment frequency has been increased from weekly to daily basis.

Sponge Iron (C-DRI) -78-80 FeM (Recovery 85%)	Scrap - HMS, Mixed (Recovery 94%)	Pig Iron - Steel Grade, 0.5 -1.4% Silicon
---	-----------------------------------	---

# SteelMint Mobile App

## Intelligence on the go!

Make confident business decisions from anywhere, anytime.





Ingot/Billet

REGION	PARTICULAR	INGOT			BILLET			REBAR		
		PRICE	CHANGE	1M	PRICE	CHANGE	1M	PRICE	CHANGE	1M
Indian prices (in INR/MT) <span>As on 29 Jul 2020</span>										
North India	Ghaziabad	30,300	- 200	+ 900	-	-	-	-	-	-
North India	Mandi Gobindgarh	31,400	- 100	+ 900	31,500	- 100	+ 950	35,800	0	+ 100
North India	Muzaffarnagar	30,300	- 150	+ 1,000	-	-	-	33,200	- 100	0
East India	Durgapur	28,200	- 250	+ 1,050	28,500	- 400	+ 1,050	31,700	- 100	+ 300
East India	Rourkela	27,750	- 250	+ 1,150	28,300	- 100	+ 1,450	32,000	0	+ 1,100
Central India	Raigarh	27,800	- 300	+ 1,100	28,350	- 450	+ 1,450	31,600	- 200	+ 1,200
Central India	Raipur	28,450	- 200	+ 1,200	28,900	- 300	+ 1,500	31,800	- 100	+ 900
West India	Ahmedabad	29,600	- 200	+ 1,500	30,400	0	+ 2,000	34,000	+ 200	+ 500
West India	Goa	29,300	+ 100	+ 1,600	29,600	+ 100	+ 1,600	33,800	0	- 300
West India	Jaipur	30,200	0	+ 1,100	-	-	-	-	-	-
West India	Mumbai	29,100	0	+ 2,000	29,500	0	+ 2,100	32,200	+ 100	+ 600
South India	Hyderabad	29,700	0	+ 1,500	30,000	0	+ 1,500	33,500	0	+ 700
South India	Chennai	-	-	-	30,500	0	+ 1,300	34,600	- 100	- 700
South India	Bangalore	-	-	-	-	-	-	34,400	+ 100	0

All prices are basic, GST @ 18% extra.

Rebar (Medium & Small Scale Producers)

PARTICULAR/DELIVERY	SIZE/GRADE	DELIVERY	PRICE	MIN	MAX	PRICE @ 18%GST	W-O-W	1M	3M
Indian prices (in INR/MT)									As on 30 Jul 2020
Ex-Mandi Gobindgarh	12-25mm	Ex-Works	35,800	35,600	35,900	42,200	0	+ 100	NA
Ex-Muzaffarnagar	12-25mm	Ex-Works	33,200	33,100	33,300	39,200	- 100	0	NA
Ex-Durgapur	12-25mm	Ex-Works	31,700	31,500	31,900	37,400	- 100	+ 300	+ 200
Ex-Rourkela	12-25mm	Ex-Works	32,000	31,900	32,100	37,800	0	+ 1,100	- 700
Ex-Raigarh	12-25mm	Ex-Works	31,600	31,400	31,700	37,300	- 200	+ 1,200	- 1,000
Ex-Raipur	12-25mm	Ex-Works	31,800	31,700	31,900	37,500	- 100	+ 900	- 1,000
Ex-Ahmedabad	12-25mm	Ex-Works	34,000	33,800	34,200	40,100	+ 200	+ 500	+ 400
Ex-Goa	12-25mm	Ex-Works	33,800	33,600	34,000	39,900	0	- 300	NA
Ex-Mumbai	12-25mm	Ex-Works	32,200	32,000	32,400	38,000	+ 100	+ 600	NA
Ex-Bangalore	12-25mm	Ex-Works	34,400	34,300	34,700	40,600	+ 100	0	NA
Ex-Chennai	12-25mm	Ex-Works	34,600	34,400	34,800	40,800	- 100	- 700	NA
Ex-Hyderabad	12-25mm	Ex-Works	33,500	33,300	33,600	39,500	0	+ 700	- 1,700

Prices last updated on: 2020-07-29 16:56:39,Daily Assessment, Induction Grade, Grade-500 Fe, Basic Price GST @ 18% extra ,

Structure (Medium & Small Scale Producers)

REGION/ZONE	PARTICULAR	40 ANGLE	CHANGE	1M	75 CHANNEL	CHANGE	1M	200 BEAM	CHANGE	1M
Indian prices (in INR/MT)										As on 30 Jul 2020
North India	Ghaziabad	-	-	-	-	-	-	35,400	0	+ 200
East India	Durgapur	32,000	- 100	+ 700	34,500	- 100	+ 700	33,500	- 100	+ 700
Central India	Raipur	-	-	-	32,800	- 100	+ 1,100	32,900	- 300	+ 1,300
West India	Ahmedabad	33,500	- 100	+ 300	33,500	- 100	+ 300	34,500	- 100	+ 300
West India	Mumbai	34,600	+ 100	+ 600	35,400	+ 100	+ 600	35,800	+ 100	+ 600
South India	Hyderabad	35,000	0	+ 1,000	34,600	0	+ 1,000	-	-	-

Indian Structure price assessment frequency has been increased from weekly to daily basis, All prices are basic,Commercial Grade, Basic Price GST @ 18% extra

Ingot - 3.5"*4.5", Commercial Grade	Billet - 100*100, 125*125, S+P> 0.1 %,	Re-bar - 12mm, Fe 500 Grade Structure - Commercial Grade, 40x40 Angle
-------------------------------------	--	--

Note:- W-O-W: Week On Week, 1M: Change over last month, 3M: Change over last 3 months

Wire Rod

PARTICULAR	SIZE/GRADE	RAIPUR	CHANGE	W-O-W	DURGAPUR	CHANGE	W-O-W
Indian prices (in INR/MT)		As on date 29-Jul-2020					
5.5 mm, Wire Rod, Induction grade		32,700	- 100	+ 1,600	32,100	- 400	+ 1,200
12 Gauge, HB Wire, Induction grade		-	-	-	34,100	- 400	+ 1,000
12 Gauge HB Wire, Induction grade		35,700	- 100	+ 1,600	-	-	-
20 Gauge, Binding Wire, Induction grade		40,700	- 100	+ 1,300	41,100	- 400	+ 1,000
12*12 Gauge, Barbed Wire, Induction grade		45,000	- 300	+ 500	41,700	- 300	+ 700
12 Gauge, GI Wire, Induction grade		42,000	- 300	+ 500	46,400	- 100	+ 1,000

Weekly Assessment,Commercial Grade, Basic Price GST @ 18% extra

Finished Flat

REGION	PARTICULAR	HRC				CRC			
		PRICE	CHANGE	W-O-W	1M	PRICE	CHANGE	W-O-W	1M
Indian prices (in INR/MT) <span>As on 29 Jul 2020</span>									
North India	Delhi	37,500	+ 750	+ 750	+ 1,850	43,250	+ 1,000	+ 1,000	+ 2,750
North India	Ludhiana	38,250	+ 950	+ 950	+ 1,500	43,000	+ 750	+ 750	+ 1,750
East India	Kolkata	36,250	+ 1,000	+ 1,000	+ 2,000	42,500	+ 750	+ 750	+ 1,250
West India	Ahmedabad	39,250	+ 1,500	+ 1,500	+ 2,500	43,500	+ 500	+ 500	+ 1,250
West India	Mumbai	37,800	+ 800	+ 800	+ 2,050	43,000	+ 400	+ 400	+ 2,000
South India	Chennai	38,750	+ 500	+ 500	+ 1,250	44,000	+ 1,500	+ 1,500	+ 2,500
South India	Hyderabad	39,250	+ 500	+ 500	+ 1,000	43,500	+ 750	+ 750	+ 2,000

All prices are basic, GST @ 18% extra.

Ferro Alloys

PARTICULAR/DELIVERY	SIZE/GRADE	DELIVERY	PRICE	MIN	MAX	W-O-W	1M	3M
Silico Manganese	25-150 mm, 60-14	Ex-Durgapur	59,000	NA	NA	- 500	- 2,000	- 9,000
	60-14	Ex-Raipur	60,000	NA	NA	- 500	- 2,000	- 9,333
Ferro Silicon	HC 70%	Ex-Guwahati	71,500	71,000	72,000	- 500	- 3,500	NA
Ferro Manganese	HC 70%	Ex-Durgapur	59,500	NA	NA	- 500	- 2,500	NA
Ferro Chrome	HC 60%	Ex-Jajpur	61,000	NA	NA	0	- 2,500	- 1,000
Chrome Ore	Friable 54%+	Ex-Jajpur (OMC-eAuction)	9,804	NA	NA	NA	+ 1,532	+ 1,469

Prices last updated on: 2020-06-09,OMC E-Auction Prices Including Royalty

Ferro Chrome	10-150mm, HC 60% (cents/lb), India	CNF China	¢66.5/lb	NA	NA	0	- 0.5	+ 1.5
Ferro Manganese	HC 75%	FOB India	\$835	\$830	\$840	- 25	- 65	NA
Silico Manganese	65-16	FOB India	\$840	NA	NA	- 5	- 70	- 210

Prices last updated on: 2020-07-27,Weekly Assessment

Note:- W-O-W: Week On Week, 1M: Change over last month, 3M: Change over last 3 months

# SteelMint billet index - falls by INR 300/t on limited trades - 29th Jul

29 Jul 2020

## Rationale:

SteelMint billet index (Exw Raipur) has been assessed at INR 28,900/t (-300), Exw Raipur on 29th July, 18:00 IST.

- This index has been derived based on transactions, offers, bids, and indicative price data sets. Transactions are considered as T1 and given a weightage of 50% whereas other data sets are considered as T2 and given a weightage of the balance 50%.
- **Transactions T1** - Five trades were recorded in the 2.30 to 5.30 pm SteelMint trading window and considered for final price calculation as T1 inputs. Out of these, three trades were concluded at INR 29,000/t, while one at INR 28,950/t & one at INR 28,800/t. The average price of these two transactions was INR 28,930/t and given a 50% weightage in the final price calculation.
- **Other Price Indicators (Firm bids/offers) T2** - There were eleven offers reported in the trading window and considered as T2 inputs. The average price of these was INR 28,906/t and given a 50% weightage in the final price calculation.

The final price for billet ex-Raipur was INR 28,918/t, rounded to INR 28,900/t Exw.

From SteelMint Team - While it would be our earnest endeavour, at SteelMint, to bring about transparent and unbiased price index reporting, we would request all our readers and subscribers for their feedback and if they could participate in the reporting of more transactions.

For detailed methodology - [click here](#)

India domestic Raipur billet trade updates- 29 Jul'20							
Participant	Industry Type	Trade Type	Price (INR/t)	Delivery	Time of Deal/Call	Data Set	Origin
P1	Seller	Indicative	29,200	FoR	11:32	T2	Raigarh
P2	Seller	Offer	29,200	FoR	11:35	T2	Raigarh
P3	Seller	Indicative	29,100	Exw	11:35	T2	Raipur
P4	Broker	Offer	29,200	FoR	11:44	T2	Raigarh
P5	Broker	Offer	29,200	FoR	12:25	T2	Rourkela
P6	Broker	Offer	29,300	FoR	12:31	T2	Rourkela
P7	Buyer	Offer	29150	FoR	13:15	T2	Raipur/Raigarh
P8	Broker	Trade	29,000	Exw	14:30	T1	Raipur
P9	Seller	Trade	29,000	FoR	15:00	T1	Raigarh
P10	Buyer	Offer	29,000	FoR	15:10	T2	Raigarh
P11	Seller	Trade	29,000	Exw	16:00	T1	Raipur
P12	Seller	Trade	28,950	FoR	16:06	T1	Raigarh
P13	Seller	Offer	29,000	FoR	16:33	T2	Raigarh
P14	Seller	Offer	29,000	FoR	16:35	T2	Raigarh
P15	Buyer	Offer	28,750	FoR	16:50	T2	Raigarh
P16	Buyer	Offer	28,900	FoR	16:55	T2	Bhilai
P17	Buyer	Offer	29,000	FoR	16:57	T2	Raipur
P18	Broker	Offer	28,800	FoR	17:05	T2	Raigarh
P19	Broker	Offer	28,800	Exw	17:20	T2	Raipur
P20	Buyer	Indicative	28,900	Exw	17:22	T2	Raipur
P21	Buyer	Offer	28,800	FoR	17:23	T1	Raigarh
P22	Seller	Offer	29,200	FoR	17:26	T2	Raigarh
P23	Seller	Offer	29,200	Exw	17:30	T2	Raipur

# Global Prices

## China

COMMODITY	PARTICULAR	GRADE/SIZE	PRICE	CHANGE	W-O-W	1M	3M
Export							
Billet	FOB China	125*125, BF Grade	\$419	- 3.5	- 3.5	+ 13	+ 37
TMT (Re-Bar)	FOB China	Commerical	\$470	+ 0.5	+ 0.5	+ 11.5	+ 30
Wire Rod	FOB China	5.5mm	\$467	+ 2.5	+ 2.5	+ 7.5	+ 39
HRC	FOB China	2.5mm	\$485	+ 7	+ 7	+ 40	+ 82
CRC	FOB China	0.90 mm	\$510	+ 7	+ 7	+ 15	+ 67
Import							
Iron Ore	CNF China	Lumps Fe 64/63%, South Africa	\$107	+ 1	- 4	+ 4	+ 13
Iron Ore	CNF China	Fines Fe 62%, Australia	\$108	0	- 2	+ 7	+ 24
Pellets	CNF China	6-20mm, BF Grade	\$128	+ 4	+ 4	+ 6	+ 14.5
Coking Coal	CNF China	Premium HCC, Australia	\$121	- 0.25	0	- 7	+ 4.38
Mill Scale	CNF China	70/68%	NA	NA	NA	NA	NA
FeCr	CNF China	HC 60%	¢66.5/lb	0	0	- 0.5	+ 1.5
Mn Ore	CNF China	Mn 46% Lumps, Australia	\$4.55/dmtu	- 0.05	0	- 1	- 2.55
Mn Ore	CNF China	Mn 38%, South Africa	\$3.95/dmtu	- 0.1	0	- 0.75	- 2.5

## CIS Nations

COMMODITY	PARTICULAR	GRADE/SIZE	PRICE	CHANGE	W-O-W	1M	3M
Export							
Billet	FOB Black Sea	125*125, BF Grade	\$380	+ 7	+ 7	+ 14.67	+ 40
Slabs	FOB Black Sea	Commercial	\$398	+ 10	+ 10	+ 25	+ 68
Pig Iron	FOB Black Sea	Steel Grade	\$318	0	0	+ 5	+ 38
TMT (Re-Bar)	FOB Black Sea	Commercial	\$422	- 3	- 3	+ 15.5	+ 37
HRC	FOB Black Sea	2.5mm	\$408	0	0	- 2	+ 50
CRC	FOB Black Sea	0.90mm	\$460	0	0	- 5	+ 2

## Japan/Korea

COMMODITY	PARTICULAR	GRADE/SIZE	PRICE	CHANGE	W-O-W	1M	3M
Export							
HRC	FOB Korea	2.5mm	\$453	0	0	+ 8	+ 51
Import							
FeCr	CNF Japan	HC 60%	¢70/lb	0	0	0	+ 2

Note:- W-O-W: Week On Week, 1M: Change over last month, 3M: Change over last 3 months, All prices are weekly assessment, Iron Ore are daily assessment

India

COMMODITY	PARTICULAR	GRADE/SIZE	PRICE	CHANGE	W-O-W	1M	3M
Export							
Iron Ore	FOB India	Fines, Fe 58/57%	NA	NA	NA	NA	NA
Mill Scale	FOB India	70/68%	NA	NA	NA	NA	NA
Billet	FOB India	95*95mm	\$408	+ 6.5	+ 6.5	+ 23.33	+ 48
Billet	FOB India	150*150mm	\$403	+ 6.5	+ 6.5	+ 25	+ 48
Pig Iron	FOB India	Steel Grade	\$330	+ 10	+ 10	+ 15	+ 45
HRC	FOB India	2.5mm	\$475	+ 10	+ 10	+ 30	+ 85
CRC	FOB India	0.9mm	\$513	0	0	+ 38	+ 60
SiMn	FOB India	60/14%	\$785	0	0	- 30	- 165
FeMn	FOB India	HC 75%	\$835	- 25	- 25	- 65	NA
FeSi	FOB Bhutan	70-75%	\$1,100	0	0	0	NA
Import							
Iron Ore	CNF India	Lumps Fe 64%, South Africa	\$117	0	0	+ 9.5	+ 9.5
Scrap	CNF India	HMS 1&2 ,Middle East	NA	NA	NA	NA	NA
Scrap	CNF India	Shredded, Europe	\$290	0	0	+ 11.2	+ 32
Coking Coal	CNF India	Premium HCC, Australia	\$124	+ 0.62	+ 0.62	- 3.75	+ 5.4
Non-Coking Coal	CNF India	RB2 5500 NAR, South Africa	NA	NA	NA	NA	NA
Met Coke	CNF India	62%, China	NA	NA	NA	NA	NA
Pellets	CNF India	6-20mm, BF Grade	NA	NA	NA	NA	NA
Wire Rod	CNF India	5.5mm, China	\$465	+ 13	+ 13	+ 18	+ 47
HRC	CNF India	2.5mm, China	\$510	+ 7	+ 7	+ 40	+ 82
HRC	CNF India	2.5mm, Korea	\$488	0	0	+ 13	+ 75
CRC	CNF India	0.90mm, China	\$535	+ 7	+ 7	+ 15	+ 67
HR Plate	CNF India	A 36	NA	NA	NA	NA	NA
Mn Ore	CNF India	Mn 38%, South Africa	\$3.95/dmtu	- 0.1	0	- 0.75	- 2.5

Europe & US

COMMODITY	PARTICULAR	GRADE/SIZE	PRICE	CHANGE	W-O-W	1M	3M
Export							
Pig Iron	FOB Brazil	Steel Grade	\$320	0	0	+ 5	+ 45
Import							
Scrap	CFR Turkey	HMS (80:20), US	\$273	0	+ 3	+ 15.5	+ 26.33
HRC	CIF Europe	2.5mm	\$525	+ 7	+ 7	+ 40	+ 82

Middle East & Africa

COMMODITY	PARTICULAR	GRADE/SIZE	PRICE	CHANGE	W-O-W	1M	3M
Export							
Iron Ore	FoB South Africa	Lumps, Fe 64/63%	NA	NA	NA	NA	NA
Non Coking Coal	FoB South Africa	RB2 5500 NAR	NA	NA	NA	NA	NA
Import							
Billet	CNF Dubai	125*125, China	NA	NA	NA	NA	NA
HRC	CNF Dubai	2.5mm, China	\$470	0	0	+ 15	+ 85

Note:- W-O-W: Week On Week, 1M: Change over last month, 3M: Change over last 3 months, All prices are weekly assessment, Iron Ore are daily assessment



## Intel

### Iron Ore

» Iron ore and rebar futures continue uptrend	Jul 29, 2020 15:27
» China: Pellet imports spiral close to 80% in H1	Jul 29, 2020 12:51
» Spot iron ore fines price inches up	Jul 29, 2020 10:26
» Iron ore futures observe marginal increase	Jul 28, 2020 15:48
» India: Jindal SAW's pellet plant on maintenance shut down till 4 Aug'20	Jul 28, 2020 12:57

### Coal

» Deutsche Bank to gradually terminate lending to coal related businesses by 2025	Jul 29, 2020 11:53
» Australian coking coal prices remain range-bound	Jul 29, 2020 10:29
» India: Buyers show keen interest in buying South African coal available at ports	Jul 28, 2020 16:34
» India: Vedanta's auction for BF & nut coke fails to fetch bids	Jul 28, 2020 16:10
» Australian coking coal price up marginally on fresh booking	Jul 28, 2020 11:08

### Scrap & Metallics

» Turkish steel mills resume scrap bookings, prices up	Jul 29, 2020 21:34
» India: SAIL's pig iron auction receives bid higher by INR 650/t	Jul 29, 2020 18:53
» Western India: Melting scrap prices remain flat	Jul 29, 2020 18:33
» Indian sponge iron export deal concluded for Nepal	Jul 29, 2020 18:07
» China's pig iron imports in Jun'20 rise sharply y-o-y	Jul 29, 2020 17:23



























































### Steel

» Iran billet export prices up in recent deal	Jul 29, 2020 15:50
» China's Ansteel to put blast furnace under 40-day maintenance - reports	Jul 29, 2020 15:49
» Iranian mill concludes 40,000 t billet export deal for SE Asia	Jul 29, 2020 12:46
» Chinese domestic billet prices remain stable	Jul 29, 2020 12:26
» India: Vizag Steel floats 15,000 t wire rod coil export tender	Jul 29, 2020 09:59

### Ferro Alloy

» India's MOIL to conduct auction for 7,725 t HC ferro manganese and dioxide	Jul 29, 2020 16:32
» India: OMC to auction 100,000 t chrome ore on 6 Aug' 20	Jul 29, 2020 10:49
» India: SAIL's silico manganese auction receives good response	Jul 28, 2020 18:00
» India: Karnataka manganese ore auction receives good response	Jul 27, 2020 19:48
» India's SAIL to conduct auction for 400 t silico manganese	Jul 25, 2020 15:12

Live Tenders

COMPANY	TYPE	GRADE	QUANTITY	EXPIRY DATE	LOCATION	VIEW
Billet/ingot/slab						
RINL	Sell	150x150mm	60,000 MT	31 Jul, 2020	 Vishakhapatnam, Andhra Pradesh, India	
RINL	Sell	150x150mm sp3&4	60,000 MT	03 Aug, 2020	 Vishakhapatnam, Andhra Pradesh, India	
SAIL	Sell	240*350*350.000*9400.0	1,952 MT	30 Jul, 2020	 Kolkata, West Bengal, India	
Chrome Ore						
OMC	Sell	Sub grade	100,000 MT	06 Aug, 2020	 Bhubaneswar, Odisha, India	
Coking						
RINL	Buy	Low Ash Coking Coal	4 MnT	30 Oct, 2020	 Visakhapatnam, Andhra Pradesh, India	
Ferro Manganese						
MOIL Limited	Sell	Manganese 70-72%	7,725 MT	07 Aug, 2020	 Nagpur, Maharashtra, India	
Fines/lumps						
RINL	Buy	Silico Manganese	102,000 MT	31 Mar, 2021	 Visakhapatnam, Andhra Pradesh, India	
SAIL	Sell	Meghahatuburu Iron Ore Fines Size: [-10 mm] Fe:62% (Indicati	300,000 MT	11 Aug, 2020	 Kolkata, West Bengal, India	
SAIL	Sell	Gua Iron Ore Fines (From old dump) Size: [-10 mm] Fe:60% (In	500,000 MT	14 Aug, 2020	 Kolkata, West Bengal, India	
SAIL	Sell	Bolani Ores Mines Iron Ore Fines	100,000 MT	26 Aug, 2020	 Kolkata, West Bengal, India	
SAIL	Sell	Dalli Fines Size:[-10 mm] Fe:62.96%	28,000 MT	20 Aug, 2020	 Bhilai, Chattisgarh, India	
SAIL	Sell	Bolani Iron Ore Fines (Dump fines) Size: [-]10 mm Fe:59%	100,000 MT	07 Aug, 2020	 Kolkata, West Bengal, India	
SAIL	Sell	Barsua - Iron Ore Tailing Size: [-]10 mm Fe:54.5%, Size: [-]	100,000 MT	05 Aug, 2020	 Kolkata, West Bengal, India	
OMC	Sell	+62 grade	620,000 MT	31 Jul, 2020	 Bhubaneswar, Odisha, India	
MSTC	Sell	Lumps & fines	842,142 MT	30 Jul, 2020	 Bangalore, Karnataka, India	
MSTC	Sell	Lumps & fines	147,000 MT	31 Jul, 2020	 Bangalore, Karnataka, India	
MSTC	Sell	Lumps & fines	417,000 MT	31 Jul, 2020	 Bangalore, Karnataka, India	
Hr Plate						
SAIL	Sell	Secondary flats	1,404 MT	30 Jul, 2020	 Rourkela, Odisha, India	
TATA BSL LTD	Sell	HRC	2,950 MT	30 Jul, 2020	 Raigad, Maharashtra, India	
Manganese Ore						
MSTC	Sell	Mn Ore	127,660 MT	30 Jul, 2020	 Bangalore, Karnataka, India	
Non Coking						
MSTC	Sell	Coal block	1 MT	18 Aug, 2020	 New Delhi, Delhi, India	
ECL	Sell	RANGE/GRADE: 6101-6400/G4 MID GCV: 6250 STM(-100MM)	112,926 MT	31 Jul, 2020	 Kolkata, West Bengal, India	
ECL	Sell	RANGE/GRADE : 6101-6400/ G4 MID GCV: 6250, STM (-250 MM	51,250 MT	31 Jul, 2020	 Kolkata, West Bengal, India	
BCCL	Sell	W-III STM	155,300 MT	30 Jul, 2020	 Dhanbad, Jharkhand, India	
BCCL	Sell	G-16 REJECTS	60,000 MT	30 Jul, 2020	 Dhanbad, Jharkhand, India	
CCL	Sell	WASHED COAL POWER SIZED/ (-100 MM)	1,816,000 MT	31 Jul, 2020	 Ranchi, Jharkhand, India	
CIL	Sell	GCV RANGE 3701-4000 ROM	1,965,000 MT	31 Jul, 2020	 Ranchi, Jharkhand, India	
Used Plants And Machines						
Gurukripa steels	Sell	plant and machinery items	1 MT	31 Aug, 2020	 Mumbai, Maharashtra, India	
Wire Rod						
RINL	Sell	5.5, 6.0, 6.5, 7.0, 8.0, 10.0 & 12.0	15,000 MT	04 Aug, 2020	 Vishakhapatnam, Andhra Pradesh, India	
<a href="#">View All</a>						

## Disclaimer

---

SteelMint has taken due care and caution in compilation of content. Information is just for reference not intended for trading purpose or to address your particular requirement. The content includes facts, views, and opinions are of individuals and not that of the SteelMint management. We and our content licensors do not guarantee or warrant the accuracy, completeness or timeliness of, or otherwise endorse these views, and opinions. SteelMint and its affiliates, or their employees, directors or agents shall not be liable or responsible for any loss or costs or any action whatsoever arising out of use or relying on the spot prices disseminated.